

HEARING ON IMPEDIMENTS TO VOTER ENFRANCHISEMENT

HEARING BEFORE THE COMMITTEE ON HOUSE ADMINISTRATION HOUSE OF REPRESENTATIVES ONE HUNDRED TENTH CONGRESS FIRST SESSION

HEARING HELD IN PHILADELPHIA, PA, OCTOBER 5, 2007

Printed for the use of the Committee on House Administration



Available on the Internet:
<http://www.gpoaccess.gov/congress/house/administration/index.html>

U.S. GOVERNMENT PRINTING OFFICE
WASHINGTON :

For sale by the Superintendent of Documents, U.S. Government Printing Office
Internet: bookstore.gpo.gov Phone: toll free (866) 512-1800; DC area (202) 512-1800
Fax: (202) 512-2104 Mail: Stop IDCC, Washington, DC 20402-0001

**HEARING ON IMPEDIMENTS TO VOTER
ENFRANCHISEMENT**

HEARING ON IMPEDIMENTS TO VOTER ENFRANCHISEMENT

HEARING BEFORE THE COMMITTEE ON HOUSE ADMINISTRATION HOUSE OF REPRESENTATIVES ONE HUNDRED TENTH CONGRESS FIRST SESSION

MEETING HELD IN PHILADELPHIA, PA, OCTOBER 5, 2007

Printed for the use of the Committee on House Administration



Available on the Internet:

<http://www.gpoaccess.gov/congress/house/administration/index.html>

U.S. GOVERNMENT PRINTING OFFICE

40-510

WASHINGTON : 2008

For sale by the Superintendent of Documents, U.S. Government Printing Office
Internet: bookstore.gpo.gov Phone: toll free (866) 512-1800; DC area (202) 512-1800
Fax: (202) 512-2104 Mail: Stop IDCC, Washington, DC 20402-0001

COMMITTEE ON HOUSE ADMINISTRATION

ROBERT A. BRADY, Pennsylvania, *Chairman*

ZOE LOFGREN, California

Vice-Chairwoman

MICHAEL E. CAPUANO, Massachusetts

CHARLES A. GONZALEZ, Texas

SUSAN A. DAVIS, California

ARTUR DAVIS, Alabama

VERNON J. EHLERS, Michigan

Ranking Minority Member

DANIEL E. LUNGREN, California

KEVIN MCCARTHY, California

S. ELIZABETH BIRNBAUM, *Staff Director*

WILL PLASTER, *Minority Staff Director*

HEARING ON IMPEDIMENTS TO VOTER ENFRANCHISEMENT

FRIDAY, OCTOBER 5, 2007

HOUSE OF REPRESENTATIVES,
COMMITTEE ON HOUSE ADMINISTRATION,
Washington, DC.

The committee met, pursuant to call, at 10:10 a.m., in room 400 of Philadelphia City Hall, Hon. Robert Brady (chairman of the subcommittee) presiding.

Members Present: Representatives Brady and Lofgren.

The CHAIRMAN. I would like to call our hearing of the Committee on House Administration to order, and I know all of our witnesses are here and I ask them if they wouldn't mind please taking the witness table.

First of all, and in my mind most importantly, I want to thank Zoe Lofgren for coming here. Zoe is also the Vice-Chairwoman of this Committee, and she is the Chairperson of the Subcommittee on Elections. She is from the great state of California, a long way from here, and she graciously agreed to come and spend a couple of hours with us today, then we are going to try to let her see some of our great sights in the City of Philadelphia. If anyone has any recommendations, we could surely use them. Thank you for participating in this hearing and enjoying our city.

We have with us today the Deputy Secretary of Administration Thomas Weaver, Commissioner Edgar Howard, Chairperson of the Commissioners, and Commissioner Marge Tartaglione and Mr. Bobby Lee, who has been around, as long as this building has been around. I appreciate your participation. It is my pleasure to be here and call this hearing to order. Members of the committee, witnesses and guests, I am pleased to bring the Committee on House Administration to Philadelphia today to discuss Impediments to Voter Enfranchisement. The right to vote and access to the polls are fundamental to our democracy. I want to get this hearing on the record. I want to get your testimony on the record, because there are a few things happening in the Supreme Court, and there are a lot of things happening in the United States of America. We want to be able to say that our city has one of the best voting systems in the nation. I have all the expert witnesses. We also invited—in our city we have three Commissioners—a Congresslady, and one is of the minority, and we invited the minority Commissioner, Mr. Joe Duda, and hoped that he would come. He is a Commissioner of the Republican Party. So this is a bipartisan hearing. Since this nation was founded, we expanded the right to vote to include non-land owners, minorities, women, and 18-year-old citizens.

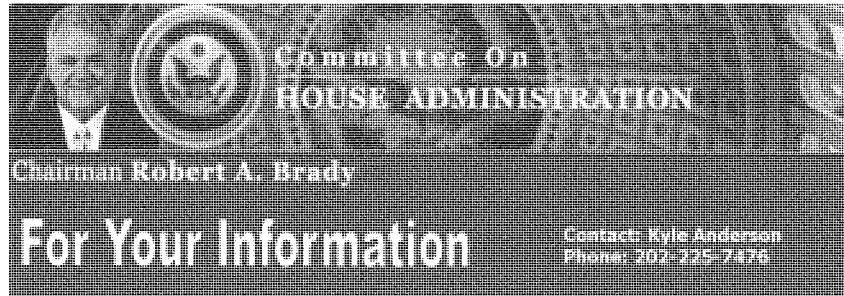
I am interested in learning how today's witnesses have overcome problems with casting ballots.

We will hear suggestions on improving the voting process. In 2000, the nation and the world watched Florida's recount. It took 30-plus days for the Supreme Court to decide the outcome of the presidential race. We will all remember the problems with that election, the ballots and the hanging chads. The only Chad I knew of prior to that election was Chad Everett, and now we know of all kinds of pregnant chads and dangling chads and all different kinds of chads. In some ways that helped us and led to the passage of the Help America Vote Act. This committee had a lot to do with getting that bill through Congress. Traditionally, states have paved the course for running elections. States and counties have been forced to decide between funding the maintenance of roads, construction of schools, and a lot of other programs. In 2002, for the first time in the nation's history, they provided federal money to run federal elections. I know it was never enough, and we have to try to increase that. Here in Philadelphia, plenty of attempts have been made to disenfranchise poor and minority voters through intimidation and suppressive tactics. I expect we will hear a few stories today. One of the worst stories I have ever heard took place in a Milwaukee African-American neighborhood in 2004. An entire neighborhood was blanketed with misleading fliers from a fictional Milwaukee black voters' league. These fliers falsely claimed that voters could be ineligible to vote if they violated traffic laws, if any family members had criminal records, or if they voted in a previous election that year, they didn't need to vote this year. That sort of manipulation must be stopped. Another voting obstacle threatens voters across the nation. A handful of states have increased ID requirements at the polls. In fact, the Supreme Court is set to hear a case this term on the voter ID issue. The Committee will pay close attention to that case. If these voter ID laws are upheld, poor, elderly, minority, and disabled voters will be discouraged from voting. Congress should be working to ensure that every individual that is eligible to vote will be able to do so. We should not be in the business of creating roadblocks for Americans who qualify to vote. Dedicated public servants, volunteers, and community-based organizations, like the ones we will hear from today, have been helping to monitor and combat problems voters face on Election Day. Additionally, this year the House of Representatives took a major step to prevent voter intimidation and misleading tactics by passing the Deceptive Practices and Voter Intimidation Prevention Act. This legislation will go a long way to prevent misleading fliers and misleading information from being distributed. Overcoming these barriers and expanding opportunities at the voting booth are priorities of this committee. We have a lot of work ahead of us, but we are on top of it, and we are ready for the challenge.

Earlier this year a federal court upheld one of the most restrictive ID laws in the country. The Indiana law created unnecessary obstacles to citizens participating in federal elections and is nothing short of voter-suppression. I think it is unconstitutional in its application, and I intend to participate by filing an amicus brief with the Supreme Court, challenging the constitutionality of the law.

My constituents are among those who would be most affected were this type of law extended to Pennsylvania, and I will not sit idly by as the constitutional rights of my constituents are eroded. Justified on the basis of administrative convenience, I will commit more to this issue in the future. I just want to briefly talk about this voter ID card. We have been through these hearings, Ms. Lofgren more than I have, being the Chairwoman on the Subcommittee on Elections, and we have heard about these voter ID cards. The best example I have is my mom. My mom is 85 years old. She doesn't drive anymore, though she may still have her driver's license, I know it is probably not current. She doesn't have a passport, nor do I. She doesn't have a birth certificate, nor do I. If we need them, we get them as we need them, and I don't have a copy of that. These are some of the things that can be used, plus some bills that you pay for instance, an electric bill, heat bill or, water bill. A lot of people that live in public housing don't have those bills. These are some of the ID requirements that she would need to get a free ID voter card. So they say it is not an unfunded mandate, but we believe that it is, because to get the certificates that you need to get the ID card, you have to pay for them. Not only do you have to pay for them, but you also have to come into town or go someplace to get them, and that is an inconvenience. The last thing we need, is to set any kind of inconvenience up for any one of our people that want to come out and vote. We need to clear up those obstacles, not create more. That is the purpose of this hearing, and to get on the record and hear your thoughts and be able to take them back to Washington and have some documentation on the record that we can use for ammunition. We have to fight. We have to fight to make sure that that doesn't happen. So again, it is my distinct pleasure to introduce for her remarks Zoe Lofgren, the gentlelady from California. Again, I thank you for your participation.

[The statement of Mr. Brady follows:]



CHA Oversight Hearing on
“Impediments to Voter Enfranchisement”

Philadelphia City Hall, Room 405
Philadelphia, Pennsylvania
October 5, 2007
10:00 AM

OPENING STATEMENT OF
Chairman Robert A. Brady

The hearing will come to order. Good morning, Members of the Committee, witnesses, and guests. I’m very pleased to bring the Committee on House Administration to Philadelphia today to discuss impediments to voter enfranchisement.

The right to vote and access to the polls are fundamental to our democracy. Since the nation was founded, we’ve expanded the

right to vote to include non-land owners, minorities, women, and 18 year olds. I am interested to learn how today's witnesses have overcome problems with casting ballots. I am also eager to hear their suggestions to improve the voting process.

In 2000, the nation and the world watched Florida's recount and the 30-plus days it took the Supreme Court to decide the outcome of the Presidential race. The problems with that election – we all remember the punch card ballots with hanging or pregnant chads -- led to the passage of the Help America Vote Act (HAVA). This committee had a lot to do with passing that bill.

Traditionally, states have paid the entire cost of running elections. States and counties have been forced to decide between funding the maintenance of roads, the construction of schools, or other vital programs. In 2002, for the first time in our nation's history, HAVA provided federal money to run Federal elections.

Here, in Philadelphia, we have seen plenty of attempts to disenfranchise poor and minority voters through intimidation and suppression tactics. I expect we will hear a few stories today. One of the worst stories I've heard, however, took place in Milwaukee's African American neighborhoods in 2004. Entire neighborhoods were blanketed with misleading flyers from a fictional 'Milwaukee Black Voters League'. These flyers falsely claimed that voters could be ineligible to vote if they violated traffic laws, if any family members had criminal records, or if they voted in a previous election that year. This sort of manipulation must be stopped.

Another voting obstacle threatens voters across the nation. A handful of States have increased ID requirements at the polls. In fact, the Supreme Court is set to hear a case this term on the voter ID issue. This Committee will pay close attention to that case. If these voter ID laws are upheld, poor, elderly, minority, and disabled voters will be discouraged from voting. Congress should

be working to ensure that every individual that is eligible to vote is enabled to do so. We should not be in the business of creating roadblocks for Americans who qualify to vote.

Dedicated public servants, volunteers, and community-based organizations like the ones we will hear from today have been helping to monitor and combat the problems voters face on Election Day. Additionally, this year the House of Representatives took a major step to prevent voter intimidation and misleading tactics by passing the Deceptive Practices and Voter Intimidation Prevention Act. This legislation will go a long way to prevent misleading flyers and information from being distributed.

Overcoming these barriers and expanding opportunities to the voting booth are priorities for this Committee. We've got a lot of work ahead of us, but we're up for the challenge.

I look forward to hearing from the witnesses.

Ms. LOFGREN. Well, thank you very much, Mr. Chairman, and thank you for holding this hearing, and thanks to the City of Philadelphia for letting us be in this beautiful room in this beautiful city.

I think this is an important topic for Philadelphia but also for the country. The Constitution says now, after much hard work over the decades, that all Americans get to vote. And so we need to examine when that right is threatened through procedural matters or the like. We need to make sure that if there are voter registration problems that prevent Americans from casting their votes that we address that. We need to attend to the lack of minority language election materials, when those are necessary. Make sure that the purging of voter lists doesn't improperly remove Americans who should be able to cast their votes. And that intimidation and other improper actions, such as intentional misinformation, doesn't have the effect of precluding Americans from voting.

You have mentioned quite properly the voter ID requirement. This is something that is now occurring across the United States, and I think it is pretty obvious that it is an effort to prevent Americans who are low income from exercising their right to vote. Earlier this week, we had on another subject a witness before the Election Subcommittee, from Arizona, who told us—I was stunned—that if you come to the polls in Arizona with a United States passport, it is not good enough. They still won't let you vote. It is not a sufficient voter ID. So I think we have a serious problem here. I commend the Chairman for his leadership in stepping forward. Certainly we know that the court may act, but they will act to decide whether a statute is constitutional or not. That really doesn't address the question of whether Congress should step in and make sure that these voter ID laws are not used to preclude low-income Americans and elderly Americans from exercising their basic American right. I thank the Chairman for recognizing me.

The CHAIRMAN. I thank the lady. Also I agree. I would like to thank Council President Anna Verna for allowing us to use these chambers and allowing us to have access to the staff and I thank the staff for being here today and for putting up with us for a couple hours. She is a lovely lady, and I do appreciate the Council President's courtesies.

What we would like to do is, we would like to hear testimony from our witnesses. We have a clock that I am not going to use. We are usually strict in Washington, but this is the City of Philadelphia. As Commissioner Howard said, this is the city of brotherly love and sisterly affection. So we will disregard the timer. We would like you to keep your remarks under five minutes. We will hear testimony from all four witnesses, and then we would hope that you could stay around and we will have some questions at the end. So, Deputy Secretary of Administration, Mr. Thomas Weaver, you may go first. Thank you.

STATEMENTS OF THOMAS WEAVER, DEPUTY SECRETARY OF STATE, COMMONWEALTH OF PENNSYLVANIA; MARGARET TARTAGLIONE, CHAIRWOMAN, PHILADELPHIA CITY COMMISSIONERS; AND EDGAR A. HOWARD, COMMISSIONER, PHILADELPHIA CITY COMMISSIONERS

STATEMENT OF THOMAS WEAVER

Mr. WEAVER. Thank you, Congressman and Congresswoman Lofgren, good morning. It is certainly a pleasure to be here this morning. And on behalf of Secretary Cortes, thank you for the invitation to appear and to discuss what you folks have already outlined as one of our most fundamental principles in our democracy, the importance of voting and ensuring a successful vote and voter participation.

Among its wide range of administrative responsibilities that affect all Pennsylvanians, the Pennsylvania Department of State oversees the elections process for all of Pennsylvania's 67 counties. Today I will briefly discuss how the Department works with counties to encourage voter participation and ensure that the Commonwealth has elections that are fair, accurate, and accessible.

I will also comment on any potential challenges that discourage broad voter participation, particularly proposals to require photo identification in order to cast a ballot.

As you are aware, and as you already mentioned, the federal Help America Vote Act of 2002 set forth numerous mandates, including standards for voting systems used in federal elections occurring after January 1, 2006. For Pennsylvania, that first election was the May primary of 2006. 12 systems are currently certified for use in Pennsylvania. These systems go through a two-tier testing process before the Secretary of the Commonwealth certifies them for use. The testing, coupled with the county's procedures and carefully monitored chain of custody, ensures that the votes cast will be accurately recorded and fairly counted. HAVA also sets forth requirements for accessibility and HAVA-compliant voting systems, allowing many voters with disabilities to vote independently for the first time.

In addition to accessible voting systems, the Department has implemented an initiative to work to make polling places more accessible. In addition to physical access, the need for access also extends to those with limited English proficiency. The Department is committed to providing the right to vote to all and has translated many forms into several languages. Currently present in Pennsylvania, the languages include Chinese, Korean, Russian, French, Cambodian, and Spanish.

In addition, the Department created a voting guide for new citizens, which was one of the first of its kind in the nation. The guide encourages our new citizens to become members of our democratic process. It is distributed at citizenship ceremonies and is being translated right now into five different languages. Another way to ensure fair, accurate, and accessible elections is to provide access to poll worker training. With input from counties, reviewing and updating the current election official and poll worker training certification programs, the Department is currently revising materials to incorporate two new sensitivity training programs for people

with limited English proficiency and for people with disabilities. A video is also being created with HAVA funds to assist counties with training. Emphasizing procedures from the minute the polls open, to handling provisional ballots, canvassing the results, will be the goal of the training. We believe that better-informed poll workers will lead to better elections, and this training of elections officials is a top priority for the Department.

Public education, though, is also critical. To meet the need for voter education, the state created Ready, Set, Vote, a state-wide voter education and outreach campaign developed in 2006. This multi-media campaign covered topics ranging from basic voter registration information to voter education about HAVA-compliant voting systems. The effort includes outreach campaigns to a range of communities across the state and reached hundreds of thousands of Pennsylvanians for the 2006 primary and general elections. The next phase of the campaign for 2008 is currently underway and in the developmental stage.

I have covered how Pennsylvania works toward fair, accurate, and accessible elections. Now I want to turn my attention to the potential challenges that discourage broad voter participation, particularly proposals to require photo identification in order to cast a ballot. Reading numerous press reports, you hear of various types of impediments to voting, such as proposals to penalize groups for late registrations and legislation requiring proof of citizenship or proof of photo identification in order to vote.


In Pennsylvania, Governor Edward Rendell vetoed such a bill in 2006. In his veto message he stated—in quoting the Governor, he said, “At a time of growing apathy and cynicism among our citizens regarding elections, I believe that the government should be doing everything it can to encourage greater participation in the electoral process, not discouraging participation by placing additional limitations on the right to cast a vote. Moreover, without compelling evidence of a problem with the current system of voter identification in Pennsylvania, I see no reason to enact laws that will result in voter confusion, disenfranchisement to legitimately-registered voters. Some proponents of the bill claim that no one is actually being denied the right to vote. The voters are merely being asked to comply with a simple requirement meant to reduce the instances of voter fraud. They point to various acceptable forms of identification that are listed in the bill as support for their defense, that the provision is not an attempt to suppress turnout. Regardless of how long the list is of acceptable forms of identification, there are people who may not be in a position to produce any of them. People who live in a household where they lease, and utility bills are in someone else’s names, people in nursing homes, and those who may have been temporarily displaced from the residence, to name just a few. As Federal Judge Harold Murphy very eloquently stated in a recent case discussing a similar bill enacted in Georgia, for those citizens, the character and magnitude of their injury, the loss of the right to vote, is undeniably demoralizing, extreme, as those citizens are likely to have no other realistic or effective means of protecting their rights. Others have suggested that this voter identification provision is needed to reduce the instances of voter fraud in Pennsylvania. However, I have not seen yet any evidence of widespread

voter fraud impersonation in Pennsylvania that would justify imposing this additional burden on voters.”

The Governor noted that the National Commissions on Election Reform found that there is no evidence that fraudulent acts the voter ID provision seeks to address exist anywhere in the United States. Voter photo ID requirements also would slow the voting process, create longer waiting periods before citizens could cast their votes. The result would likely be longer lines, longer wait times, which may serve to additionally disenfranchise voters and suppress turnout.

Mr. Chairman, Congresswoman, thank you again for the opportunity to be here and certainly be available for questions.

[The statement of Mr. Weaver follows:]



**U.S. House of Representatives
Committee on House Administration Hearing
October 5, 2007
10 a.m.
Philadelphia City Hall, Room 405**

**Testimony of Deputy Secretary Thomas Weaver
Pennsylvania Department of State
Impediments to Voter Enfranchisement**

Chairman Brady and members of the Committee on House Administration:

Good morning. Thank you for the invitation to appear before the Committee to discuss one of the most fundamental principles of our democracy: the right to vote and the importance of ensuring successful voter participation.

Among its wide range of administrative responsibilities that affect all Pennsylvanians, the Pennsylvania Department of State oversees the election process of the Commonwealth's 67 counties. Today I will briefly discuss how the Department works with the counties to encourage voter participation and ensure that the Commonwealth has elections that are fair, accurate and accessible. I will also comment on any potential challenges that discourage broad voter participation, particularly proposals to require photo identification in order to cast a ballot.

As you are aware, the federal Help America Vote Act of 2002 (HAVA) set forth numerous mandates, including standards for voting systems used in federal elections occurring after January 1, 2006. Counties chose from Department-certified systems to meet their federal obligation. HAVA-compliant voting machines needed to be in place by the first federal election of 2006, which was the Primary Election on May 16, 2006.

Twelve systems are currently certified for use in Pennsylvania. These systems go through a two-tiered testing process before the Secretary of the Commonwealth certifies them for use. The testing, coupled with the counties' procedures and a carefully monitored chain of custody, ensures that votes cast will be accurately recorded and fairly counted.

HAVA also set forth requirements for accessibility, and HAVA-compliant voting systems allowing many voters with disabilities to vote independently for the first time ever. In addition to accessible voting systems, the Department has implemented an initiative to work to make polling places more accessible.

In addition to physical access, the need for access also extends to those with limited English proficiency. The Department is committed to providing the right to vote to all, and has translated many of the forms into several languages currently present in Pennsylvania, including Chinese, Korean, Russian, French, Khmer (Cambodia) and Spanish. In addition, the Department created a Voting Guide for New Citizens, which is one of the first of its kind in the nation. The Guide encourages our newest citizens to become a member of our democratic process. It is distributed at citizenship ceremonies and is being translated into at least 5 different languages.

Another way to ensure fair, accurate and accessible elections is to provide access to pollworker training. With input from counties, reviewing and updating the current election official and poll worker training/certification programs, the department is revising materials to incorporate two new sensitivity training programs for people with limited English proficiency and for people with disabilities. A video is also being created with HAVA funds to assist counties with training. Emphasizing procedures, from the opening of the polls to handling provisional ballots and canvassing the results, will be the goal of the training; better informed poll workers will lead to better elections. Election Official training is also a priority.

Public education is also critical. To meet the need for voter education, the state created *Ready, Set, Vote.*, a statewide voter education and outreach campaign developed in 2006. This multimedia campaign covered topics ranging from basic voter registration information to voter education about using the HAVA-compliant voting systems. The effort included outreach campaigns to a range of communities across the state and reached hundreds of thousands of Pennsylvanians leading up to the 2006 Primary and General Elections. The next phase of the campaign is in the planning stages for the 2008 elections.

I have covered how PA works toward fair, accurate and accessible elections. Now I want to turn my attention to potential challenges that discourage broad voter participation, particularly proposals to require photo identification in order to cast a ballot

Reading press reports, you hear of various types of impediments to voting, such as proposals to penalize groups for late registrations and legislation requiring proof of citizenship or proof of photo identification in order to vote.

In Pennsylvania, Governor Edward G. Rendell vetoed such a bill in 2006. In his veto message, he stated:

“At a time of growing apathy and cynicism among our citizens regarding elections, I believe that the government should be doing everything it can to encourage greater participation in the electoral process, not discouraging participation by placing additional limitations on the right to cast a vote. Moreover, without compelling evidence of a problem with the current system of voter identification in Pennsylvania, I see no reason to enact laws that will result in voter confusion and disenfranchise legitimately registered voters...

Some proponents of the bill claim that no one is actually being denied the right to vote – that voters are merely being asked to comply with a simple requirement meant to reduce the instances of voter fraud. They point to the various acceptable forms of identification that are listed in the bill as support for their defense that the provision is not an attempt to suppress voter turnout. Regardless of how long the list of acceptable forms of identification is, there are people who may not be in a position to produce any of them; people who live in a household where the lease and utility bills are in someone else's name, people in nursing homes, and those who may have been temporarily displaced from their residences, to name just a few. As federal judge Harold Murphy very

eloquently stated in a recent case discussing a similar bill enacted in Georgia, “For those citizens, the character and magnitude of their injury – the loss of the right to vote – is undeniably demoralizing and extreme, as those citizens are likely to have no other realistic or effective means of protecting their rights.”

Others have suggested that this voter identification provision is needed to reduce the instances of voter fraud in Pennsylvania. However, I have not seen any evidence of widespread voter impersonation in Pennsylvania that would justify imposing this additional burden on voters.”

The Governor noted that the National Commission on Election Reform found that there is *no evidence* that the fraudulent acts the voter ID provision seeks to address exist anywhere in the United States.

Voter photo ID requirements also would slow the voting process and create longer waiting periods before citizens could cast their votes. The result would likely be longer lines and wait times, which may serve to disenfranchise voters and lower voter turnout.

Once again, thank you for the opportunity to appear before you today. I welcome any questions you have at this time.

The CHAIRMAN. Thank you, and thank you for your testimony. Commissioner Howard.

Mr. HOWARD. I will let the Chairperson speak first.

The CHAIRMAN. Chairperson Marge Tartaglione.

STATEMENT OF MARGARET M. TARTAGLIONE

Ms. TARTAGLIONE. Good morning. I am Margaret M. Tartaglione, Chairwoman of the City Commissioners. The City Commissioners are elected officials responsible for administration of voter registration and conduct of federal, state, and local elections in Philadelphia County. I have been an elected City Commissioner since 1976 and have experienced many changes in the election law.

The National Voter Registration Act of 1993, the opportunity for citizens to register and feel safe voting, to ensure they remain registered and eligible to vote and provide valuable information to the Commissioners in maintaining the accuracy and current of eligible voter files. The unfounded mandate also places substantial added responsibility on ongoing annual operations and cost to the county.

In 2002, in the welcome departure from the past practice of federal and state government, Congress passed a Help America Vote Act, which included funds to partially pay for the costs of implementing and mandating changes. The Help America Vote Act, HAVA, particularly reimbursed Philadelphia for the cost of our successful switch from aging mechanical lever voting machines to a proven accurate, responsible, durable, and efficient electronic voting system. HAVA funds were also used to upgrade the electronic machines for 2002 standards and improve accessibility for the visually impaired. Prior to the 2004 and 2006 federal general elections, HAVA funds were used to conduct a massive voter education program, including HAVA mailing to every voter an advertisement in three daily and 28 weekly community newspapers. All of these changes, whether at the federal or state level, have placed increased responsibility and unfunded ongoing costs upon county governments and elected officials. These changes have also substantially complicated the Election Day process for polling places' officials without any increased annual funding for compensation or training. Recently proposed in Congress to change election laws requiring every voter to produce photo ID at the polling place and foolishly rush into added requirements for paper verification to an electronic voting system will result in even more responsibility, more unfunded annual operating costs, further complicating the voting day process for all poll officials and voters, and potentially result in the disenfranchisement and uncounted votes. The most immediate threat to ensuring that all qualified Philadelphians be able to vote and be assured that their vote will be accurately counted or counted at all in the next two federal elections is H.R. Bill 811. This legislation would require that Philadelphia set aside its proven, accurate, electronic voting system and lease a paper percentage count, optional scan system for the next four years. Philadelphia has not voted on paper for more than 50 years. Paper systems allow too much devices in the way voters make their selection known, leading to voter intent issue and challenge. The Philadelphia City Commissioners join the ultimate number of state and local government organizations opposing H.R. 811 or any legisla-

tion that does not provide for a reasonable development, testing, and implementation period. Full funding authorization and appropriation and requirements that enable county election personnel to secure and officially ensure that every vote cast is accurately recorded, stored, and reported, and certified. We will be glad to provide the committee additional information on our concerns and issues with the H.R. 811 Bill and other pending federal legislation upon request. Thank you.

[The statement of Ms. Tartaglione follows:]

**US HOUSE OF REPRESENTATIVES
COMMITTEE ON HOUSE ADMINISTRATION
TESTIMONY OF MARGARET M. TARTAGLIONE, CHAIRWOMAN
PHILADELPHIA CITY COMMISSIONERS
HEARING – OCTOBER 5, 2007**

GOOD MORNING. I AM MARGARET M. TARTAGLIONE, CHAIRWOMAN OF THE CITY COMMISSIONERS. THE CITY COMMISSIONERS ARE ELECTED OFFICIALS RESPONSIBLE FOR THE ADMINISTRATION OF VOTER REGISTRATION AND THE CONDUCT OF FEDERAL, STATE AND LOCAL ELECTIONS IN PHILADELPHIA COUNTY.

I HAVE BEEN AN ELECTED CITY COMMISSIONER SINCE 1976 AND HAVE EXPERIENCED MANY CHANGES IN ELECTION LAWS. THE NATIONAL VOTER REGISTRATION ACT OF 1993, INCREASED THE OPPORTUNITIES FOR CITIZENS TO REGISTER, ADDED FAIL SAFE VOTING TO INSURE THEY REMAIN REGISTERED AND ELIGIBLE TO VOTE, AND PROVIDED VALUABLE INFORMATION TO THE COMMISSION IN MAINTAINING THE ACCURACY AND CURRENCY OF THE ELIGIBLE VOTER FILES. THIS UNFUNDED MANDATE ALSO PLACED SUBSTANTIAL ADDITIONAL RESPONSIBILITIES AND ON-GOING ANNUAL OPERATING COSTS ON THE COUNTY.

IN 2002, IN A WELCOME DEPARTURE FROM PAST PRACTICES OF FEDERAL AND STATE GOVERNMENTS, CONGRESS PASSED THE HELP AMERICA VOTE ACT WHICH INCLUDED FUNDS TO PARTIALLY PAY FOR THE COST OF IMPLEMENTING THE MANDATED CHANGES. THE HELP AMERICA VOTE ACT, (HAVA), FUNDS PARTIALLY REIMBURSED PHILADELPHIA FOR THE COSTS OF OUR SUCCESSFUL SWITCH FROM AGING MECHANICAL LEVER VOTING MACHINES TO A PROVEN, ACCURATE, RELIABLE, DURABLE AND EFFICIENT ELECTRONIC VOTING SYSTEM.

HAVA FUNDS WERE ALSO USED TO UPGRADE THE ELECTRONIC MACHINES FOR THE 2002 STANDARDS AND PROVIDE ACCESSIBILITY FOR THE VISUALLY IMPAIRED. PRIOR TO THE 2004 AND 2006 FEDERAL GENERAL ELECTIONS HAVA FUNDS WERE USED TO CONDUCT A MASSIVE VOTER EDUCATION PROGRAM INCLUDING HAVA MAILINGS TO EVERY VOTER AND ADVERTISEMENTS IN 3 DAILY AND 28 WEEKLY COMMUNITY NEWSPAPERS.

ALL OF THESE CHANGES, WHETHER AT THE FEDERAL OR STATE LEVEL, HAVE PLACED INCREASED RESPONSIBILITIES AND UNFUNDED ON-GOING COSTS UPON COUNTY GOVERNMENTS AND ELECTION OFFICIALS. THESE CHANGES HAVE ALSO SUBSTANTIALLY COMPLICATED THE ELECTION DAY PROCESS FOR POLLING PLACE OFFICIALS, WITHOUT ANY INCREASE IN ANNUAL FUNDING FOR COMPENSATION OR TRAINING.

RECENT PROPOSALS IN CONGRESS TO CHANGE ELECTION LAWS REQUIRING EVERY VOTER TO PRODUCE PHOTO ID AT THE POLLS AND THE FOOLISH RUSH TO ADD REQUIREMENTS FOR PAPER VERIFICATION TO ELECTRONIC VOTING SYSTEMS WILL RESULT IN EVEN MORE RESPONSIBILITIES, MORE UNFUNDED ANNUAL OPERATING COSTS, FURTHER COMPLICATE THE VOTING DAY PROCESS FOR POLL OFFICIALS AND VOTERS, AND POTENTIALLY RESULT IN MORE DISENFRANCHISEMENT AND UNCOUNTED VOTES.

THE MOST IMMEDIATE THREAT TO INSURING THAT ALL QUALIFIED PHILADELPHIANS BE ABLE TO VOTE AND BE ASSURED THAT THEIR VOTE WILL BE ACCURATELY COUNTED, OR COUNTED AT ALL, IN THE NEXT TWO FEDERAL ELECTIONS IS HR 811.

THIS LEGISLATION WOULD REQUIRE THAT PHILADELPHIA SET ASIDE ITS PROVEN, ACCURATE ELECTRONIC VOTING SYSTEM AND LEASE A PAPER, PRECINCT COUNT OPTICAL SCAN SYSTEM FOR THE NEXT FOUR YEARS. PHILADELPHIANS HAVE NOT VOTED ON PAPER IN MORE THAN 50 YEARS. PAPER SYSTEMS ALLOW TOO MUCH DEVIANCE IN THE WAY VOTERS MAKE THEIR SELECTIONS KNOWN LEADING TO VOTER INTENT ISSUES AND CHALLENGES.

THE PHILADELPHIA CITY COMMISSIONERS JOIN THE UNLIMITED NUMBER OF STATE AND LOCAL GOVERNMENT ORGANIZATIONS IN OPPOSING HR 811, OR ANY LEGISLATION THAT DOES NOT PROVIDE FOR REASONABLE DEVELOPMENT, TESTING AND IMPLEMENTATION PERIOD; FULL FUNDING AUTHORIZATION AND APPROPRIATION; AND REQUIREMENTS THAT ENABLE COUNTY ELECTION PERSONNEL TO SECURELY AND EFFICIENTLY INSURE THAT EVERY VOTE CAST IS ACCURATELY RECORDED, STORED, REPORTED AND CERTIFIED.

WE WILL BE GLAD TO PROVIDE THE COMMITTEE ADDITIONAL INFORMATION ON OUR CONCERNS AND ISSUES WITH HR 811 AND OTHER PENDING FEDERAL LEGISLATION UPON REQUEST.

The CHAIRMAN. Thank you, Commissioner. Commissioner Howard.

STATEMENT OF EDGAR A. HOWARD

Mr. HOWARD. Good morning. It is indeed a pleasure to be here, and we thank you for this opportunity.

I just want to talk about voting in Philadelphia as mandated by Pennsylvania law. The qualifications of the voter are very brief. You have to be a citizen of the United States for one month before the election. You have to be a resident of Pennsylvania in your election district for 30 days before the next election. You will be 18 years of age on the day of the next election.

Philadelphia County is made up of 66 wards, with three wards being split into what we call A and B wards, so we have a total of 69. There are 1,681 political subdivisions in the City of Philadelphia. Within these subdivisions, there are approximately 992,000 registered voters, and that breaks down into 750,000 of those folks are Democrats, 149,000 are Republicans, and about 4,000 are registered as Independents.

Pennsylvania being a primary state, the only people who can vote in a primary are, you have to be registered in your party, so that kind of knocks out Independents, because if you can't—like, we just came through the mayor's race. You can't be an Independent and vote for a Democratic candidate or a Republican candidate for mayor because of our system.

You can register to vote by mail. You can register to vote in person. You can register to vote in conjunction with an application for a renewal of a driver's license. You may register to vote at any government agency. And effective January 1, 2006, all applicants to register to vote had to include a valid Pennsylvania driver's license number, a Pennsylvania non-driver's photo ID number, or the last four digits of your Social Security number. All first-time Pennsylvania voters voting in their election district for the first time had to provide identification, and there is the list about identification that I will submit to the record, so I don't have to go through that.

There are many things that we need to do, and the one issue I think that disturbs the Commissioners right now is HAVA has mandated that all polling places be handicap accessible. In Philadelphia, we are an aging city. In a lot of neighborhoods we do not have buildings that are handicap accessible. So consequently, what this law has done, I am quite sure not intentionally done, we are now pitting the senior citizens against those with disabilities as we scurry around trying to find polling places that are handicap accessible. I can always point to my own ward and the divisions within my ward, where a lot of the public school buildings are not handicap accessible. We may have four or five divisions voting in those buildings, and it becomes an awesome task trying to relocate them. And I think that it is just horrible that we are left with the decision, who do we disenfranchise, those who have a disability or those senior citizens who must now walk additional blocks? The other strong point about Philadelphia and its elections is that people love to walk and vote. That is a tradition in Philadelphia. And because of HAVA, that is now in jeopardy. I just think that HAVA needs to take another look at that, because here we have the proc-

ess of a person can vote by an absentee ballot. We have alternative ballots who are specifically for people who are 65 years or older and their polling place is not handicap accessible. So it is not like we do not try to reach out to help people.

And the issues about incidents that happened on Election Day, those incidents are reported to the Commissioners' Office. They are investigated, they are reported to the Committee of Seventy. They are investigated, and if need be, they are turned over to the District Attorney's office if it warrants any type of prosecution. Those are the safeguards that we have. But we also have a problem when people go to other agencies and say things, and we know nothing about it, and we are left holding the bag because we know nothing about anybody's complaint. And those are some of our concerns. I just wanted to state what I feel and what I have seen in the Commissioners' Office in my brief term. And I thank you for this opportunity to address this distinguished body.

The CHAIRMAN. Thank you, Commissioner. Bobby Lee.

Mr. LEE. Yes. I don't have a statement. I basically came along in order to answer questions, but I would like to add something about the photo ID proposals.

From my knowledge, I don't know of any single photo identification available from a government agency that would provide all of the information on that one ID that they are asking for in some of these bills.

I mean, you don't need to be a citizen to get a driver's license, so you can't prove citizenship with a driver's license. Some of the information that may be on the driver's license is not on a passport. Voter identification cards do not include photos. So the problem basically is that there is no single, one piece of identification now that would provide that, unless the federal government is going to go forward and develop and implement a national ID card that every citizen must carry. So you get into a lot more chilling aspects once you go down that road.

Pennsylvania's law went one step further than HAVA, went a little bit further than HAVA. HAVA requires that anyone who registers by mail for the first time in a county provide ID either when they are registering or when they vote. The legislature in Pennsylvania went one step further and decided that any individual who is voting for the first time in their election district, regardless of the source of the application, provide identification when they vote for the first time. Fortunately, through our voter education programs, and through some help with the media and other organizations, we have alerted our voters to bring ID with them when they go to vote. But that does not help those individuals who do not have the ID that is listed. Although Pennsylvania does have an expanded list of ID, and the fact that they can use a voter registration card that was issued and mailed by our office as that ID, even though it doesn't include a photo, helps. But the move to require a photo ID at the polls for every voter for every election is basically unnecessary. There is no foundation to the urban legends regarding imposters voting. We had a City Council primary here in Philadelphia one time that was decided by 99 votes, Democratic primary. One candidate sued. One candidate came in and examined the poll books that the voters signed on Election Day. They used volunteers

that do that, and they were using rulers to measure signature specimens. Based on that unscientific method, they filed a complaint in court saying that there were 1,100 imposters out of 26,000 votes cast. Well, naturally, both sides then hired handwriting experts, and they came in and they really examined the records, and they looked at the poll books over a period of two or three elections to account for changes in signature specimens. And when both sides got done, even the petitioner's handwriting expert said, at most, out of the 26,000 signatures, there may have been four imposters. So not only have I not seen proof that imposters are voting, I have seen the other side of it, where people claimed they were, and I have seen proof that they didn't. And any time that we get challenges or questions regarding imposters voting, there was another case where another Council candidate initiated an investigation by the State Attorney General with the same claim. They were provided all the poll books. They were provided all our records, and the case was unfounded and never went anywhere.

So I haven't seen any indication or need that every voter, every election, provide a photo ID with expanded information on it. I just think it is a barrier to voting, and it is going to disenfranchise those who ought to vote the most, those who need to have a voice in their government and support of their government.

The CHAIRMAN. Thank you, Bobby. I just have a couple of quick questions to anyone, because you have a lot of Commissioners up there, and the Secretary could answer. Anyone who wants to answer. Same-day registration, what is your feeling about same-day registration? I guess this must be your baby, hey, Bobby?

Mr. LEE. I don't like it. I don't like it. I don't like it, because the further down that track we go where we don't have people registering ahead of time and being able to produce a street list of eligible voters and files of eligible voters for both parties to review and look at before the election, then the further we go down to creating more urban legends of people showing up at the polls who are not qualified and just signing a piece of paper and voting. The other problem is dual voting, voting in more than one district, and voting in more than one county. Although I have seen only two instances where an individual has actually voted in two counties in the same election in 24 years. The voting districts in Philadelphia are so close together that you could walk literally five blocks and vote in two or three polling places. And there is an idea out there that with the statewide registries, we could put laptops in the polling places, and once somebody votes in one district, it will prevent them from voting in another district. I don't want to see our poll workers trying to determine eligibility using laptops. Denver tried that, and they had some issues and complaints and problems. I just think that the current situation, where you need to register or register 30 days before an election, allows the government agency that is responsible for conducting a safe and secure election is the most workable solution for a large, major urban area. It may work in some states. There is North Dakota, that has no registration. It may work for them. For Philadelphia, I believe same-day registration is probably not a road we want to go down. It doesn't seem that we have a problem with people registering in Philadelphia. I

prepared some detailed answers to the questions that was provided to me.

In 1992, in the five months before the Clinton and Bush I, general election, we received and processed 293,000 paper voter registration applications. That amount of work was equal to about one third of our file at the time. In 2004, in the same period before the Kerry-Bush II election, we received and processed 252,000. We have a very active political party structure here in the city. Committeemen, ward leaders, political organizations, in both parties, in certain areas are always out registering people to vote. We have 527s that come here all the time, three or four different ones every major election. Community organizations, union organizations, they are all very heavily involved in registering citizens, and I think the opportunity to register is already there, and I don't see a need for changing that process with same-day registration.

The CHAIRMAN. Anybody else care to comment? Secretary? Madam?

Ms. LOFGREN. Well —

Mr. WEAVER. I think —

The CHAIRMAN. Go ahead.

Mr. WEAVER. I am sorry.

Ms. LOFGREN. Go ahead.

Mr. WEAVER. I think he certainly outlined the issues and the problems that would occur with same-day registration. The issue of voter fraud, which has not been found to be a problem, really, across the United States, same-day registration, if not done properly, could, in fact, lead to voter fraud, as he had indicated.

The CHAIRMAN. Madam Chairwoman.

Ms. LOFGREN. Well, if there is a highly contested election, and whether it be a committee person, legislator, Congress, that in their districts, somebody could come to every one of the polling places and be a first-time register, register, and vote. Now, if this would come to light and go to court, and they say, who did he vote for? This is a secret ballot. Maybe he would go to jail for that, but I may lose, you may lose, their ballots are secret.

The CHAIRMAN. I wanted to get a lot of these questions asked. I have a couple more, and then I will let the gentlelady from California go, I know she has some questions. You need to understand that some of these questions I don't know the answers to, but this is a big country with a lot of states, and the State of California doesn't necessarily have the same regulations that we do, and I would want the lady to hear some of this so we can bring it back. We heard a lot of interest on same-day registration. And fortunately or unfortunately, all these issues will come in front of us and are in front of us right now, and that is what we need to get on the record, and I would like the lady from California to hear that. Yes?

Mr. HOWARD. Mr. Chairman, the other thing I think that needs to be addressed is the issue that all across the United States voter registration is done differently. Every state, it is done differently. I mean, with all the technological advances and the machines that we use now, the data systems that are used, voter registration hasn't changed. It is still done with pen and pencil and paper.

The CHAIRMAN. You are right. Again, just for the record and also to get more information for the gentlelady from California. The other day, the Election Subcommittee Chairwoman, Ms. Lofgren, held a hearing on poll workers. She is a tireless worker, and she gets all the testimony and hears from people that come in front of her committee, but she hasn't heard from you. What is the status of poll workers in Philadelphia? Do you have enough? What training are they given? Are they paid? How much are they paid? What solutions would you suggest to increase the number of qualified poll workers? Now, those are four or five questions that I know you know all the answers to. It isn't like these questions haven't been asked before. You all are experts up here, so I want you to just run through that. Not for me, but for the gentlelady from California so she can get some idea of how we operate and what happens in the City of Philadelphia. We do have our battles here. 99.9 percent are unfounded. We do have a great system that does work. In the end, it does work out for itself with a lot of checks and balances. Fortunately we do not have much voter fraud, that I believe anyway, has been substantiated or proven. There are always allegations, because there is always a winner and there is always a sore loser, as it should be. But if you could just expand on a few of those questions so that the gentlelady can get a feel for things.

Mr. LEE. Yeah. There are 1,681 voting districts. The average voting district has five polling place officials. Three of those positions are elected positions. They are in the state Constitution, they are constitutional officers. The other two positions are appointed. Fortunately in Philadelphia, because we have a very strong party structure with committeemen, ward leaders on both sides of the aisle, and with the help of existing poll workers, we have not had difficulty in getting polling place officials. The ward leaders, the committee people, the party chair, even people that serve on the boards, when they find a vacancy, they provide the valuable service of finding an individual to fill that vacancy. So we actually tried a recruitment program in our office for polling place officials because of that valuable service provided by the structured authority out there, and it has been out there for years and still exists. They are kind of like the oil in the machine.

The other thing is training. Training is difficult. There are 8,500 of them across the city. We conduct more than 315 training classes for our polling place officials for each and every election. It consists of about a half hour classroom time on the operation of a polling place and then another half hour time on the operation of the voting machine. The polling place officials are paid \$20 for attending that, if they serve on Election Day. That money is added to their check. In addition to that, we have between 250 to 300 bilingual interpreters that we assign to polling places to provide oral assistance, mostly in Spanish. We have just instituted in the last three elections a program where those officials are brought down and tested, certified to make sure they speak the language they claim and, if so, they are trained, and they are paid \$30 for going through that testing and training program, provided they work on Election Day and show up. Naturally, when you are dealing with 8,500 people who are two-day-a-year employees, at 1,681 locations, and we have a staff of maybe 80 permanent employees, Election

Day is like sitting on 1,600 shuttle launches at one time. These people, they are your neighbors, they are your friends. They do the best they can. They try to learn, they try to do the best they can. They try to be fair, and they try to conduct an election that is accurate and reliable.

And another issue, I guess, while I am on it, the fortunate thing is having so many voting districts. Our voting districts are between 600 and 800 voters. Philadelphia has always gone to the added expense of paying all these poll workers, but it is very good, because you don't often see the kinds of waiting times in Philadelphia that you read about in some of the other counties and jurisdictions across the country, where they may have 3,000 voters, 10 poll workers in a voting district. And that, in and of itself, runs into problems with locating sufficient accessible polling places.

But could the training be improved? Sure. But the problem is, if you try to keep a poll worker out there for a three-hour training class, you are going to lose them. Some of these poll workers have been doing this for years, and they tell you that, and I have been doing this for 30 years. So we try to concentrate on those issues that may be new, issues where we have had notification that there were problems regarding specific items, and the fact that we get attendance between 5,000 and 6,000 at our training classes each election has helped us to go forward. Naturally, it is not perfect. You are going to have garden-variety errors and mistakes occur on Election Day, and we try to do whatever we can to resolve those issues.

The CHAIRMAN. Thank you, Bobby. If you wouldn't mind, can you give me some more information on same-day registration? I need to know more about it and what you've talked about today. I would like to have some information that I can use. This is an issue that is going to come up pretty soon. If you could get that to me.

Mr. LEE. Yeah, I can get that to you.

The CHAIRMAN. I appreciate that. Now it is my pleasure to recognize the gentlelady from California.

Ms. LOFGREN. Thank you, Mr. Chairman, and this is really a very helpful hearing. On the issue of same-day registration, we are going to have a hearing on that subject in—I can't recall when it is, but in the near future, and what I would like to be able to do is to give the testimony that we will receive to you, so that you can evaluate it. This is a very diverse country. And there are—in Minnesota, for example, the Members of Congress from Minnesota are very keen on this, and I don't know whether things are different in Minneapolis than Philadelphia, but I am a strong believer of sharing information and experiences among knowledgeable people and that we all learn when we do that. So I look forward to that opportunity.

On the issue of absentee ballots, we have the legal ability—that doesn't mean that we should take that legal ability—to set certain requirements for the conduct of Federal elections, or elections for the House, to be more specific. However, if we were able to, or if the consensus was that we should do that, it obviously would probably result in the entire electoral system in a particular state changing to that. And so one of the questions is the right to have an absentee ballot. In California, that is not to say it is the right thing, but it seems to have worked well for us. You don't need to

be sick or disabled. You can just ask for an absentee ballot and vote, and it saved the counties which have the responsibility for running these elections a lot of money because it is more efficient. It gets done beforehand. They have also moved to early voting, which is actually done at the Registrar of Voters in advance on weekends so that you—and the whole effect is to reduce the number of people showing up on Election Day, which reduces the cost and confusion on Election Day. I am wondering what your thoughts are on the Federal Government getting involved in that, versus states' just reaching that conclusion on their own?

The CHAIRMAN. We all know that when Congress passes something and it is only for Federal elections, what winds up happening is, it is used for all elections. No state or jurisdiction is going to run dual voter registration or election systems or processes because that would only lead to confusion amongst voters from one type of election to another. They don't know the difference between a federal election and a local election. They just come out, and they want to vote. I know that Pennsylvania's voter registration laws are severely restrictive in that you need to either be outside of your municipality on Election Day while the polls are open or be disabled. With the passage of the ADA, the Secretary of the Commonwealth issued a directive in '92 allowing us to use alternative ballots for those individuals impaired by age, who are 65 or older, or with a disability. That process allows voters to get that ballot back by the close of polls, where the Pennsylvania normal rule requires it back by the Friday before the election, and that is restrictive. There could be an expansion of that time so that it comes back the night before the election. But I am not sure at this point how we feel about universal absentee voting. Oh, boy. I don't see an issue, with the exception of making it happen.

Mr. HOWARD. I think there—

The CHAIRMAN. That implementation.

Mr. HOWARD. I think that the issue of no-excuse absentee voting, I think it is great. I mean, you know, it makes things a lot easier.

Ms. TARTAGLIONE. I am 100 percent for it.

Mr. WEAVER. The Pennsylvania Elections Reform Task Force convened in 2004, in late 2004 and 2005, and issued a report in 2006. And I don't have that report with me, and I do know that absentee balloting was discussed, and I would be glad to forward that to the committee to see if Pennsylvania had taken a position on that. If there was a position taken, it has not yet been implemented, because voter registration is still conducted the same way. But I would be glad to forward that to the committee.

Ms. LOFGREN. I appreciate that, and I know, Mr. Chairman, you have another panel of distinguished witnesses, so I don't want to delay too much further. But again, this is very helpful and useful information, and I am looking forward to mutuality of sharing as we proceed further on these interesting issues, since the whole country is so diverse. I thank you for recognizing me.

The CHAIRMAN. I thank the gentlelady. And again, thank all of you. You need to understand how important this is to us, because we do hear these. It comes in front of our committee, comes in front of the gentlelady's subcommittee, and the knowledge is important. We need to hear from you, and I hope that maybe you can come

down when we do have a hearing to testify again in Washington. We wanted to make it a little more convenient, you know, to get some testimony on the record right now, but we are going to need it again when another hearing comes up to be able to get this on the record and share this information. Because it is state to state, and we need to bring some uniformity to the process as best as we can. Thank you, Mr. Secretary, Commissioner Howard, Chairperson Tartaglione, Bobby Lee. Thank you so much. I would like to call the next panel up, please.

[Recess]

The CHAIRMAN. Good morning. I really want to thank you for being here and testifying in front of us. As I said earlier, if you weren't here what would we do. We like to get testimony from everyone. Try to keep it to five minutes, but that is fine if you need to go over. After everyone testifies, we will have some questions for you. It is my pleasure now to have my Councillady, Carol Ann Campbell testify. She is also the Chairperson of the African-American Ward Leaders, someone who has been extremely involved in politics, and extremely involved in voting for way longer than I can remember, and has a wealth of knowledge of the system. So it is my pleasure to hear testimony from Councillady Carol Ann Campbell.

STATEMENTS OF CAROL ANN CAMPBELL, COUNCIL MEMBER, PHILADELPHIA, PA; ROBERT SANTIAGO, DIRECTOR, COUNCIL OF SPANISH SPEAKING ORGANIZATIONS; ZACH STALBERG, PRESIDENT, COMMITTEE OF SEVENTY; AND J. WHYATT MONDESIRE, PRESIDENT, NAACP PHILADELPHIA CHAPTER

STATEMENT OF CAROL ANN CAMPBELL

Ms. CAMPBELL. Good morning. Thank you, Chairman Brady and distinguished members of the Committee on House Administration for joining us here in the City of Philadelphia.

I am Councilwoman Carol Ann Campbell, and I would like to thank you for giving me the opportunity to address this very important subject. I am the Chairperson of the Handicap and Disabled Committee of Philadelphia City Council. I am committed to protecting the rights of the disabled, and as the Chairperson of this committee I have pioneered and proposed a change to the Charter, which is Philadelphia's governing instrument.

The Charter change provides for the creation of the handicap and disabled advocate. The disabled community faces many impediments to voters' enfranchisement. Non-accessibility is the number-one challenge. The government must address it in a meaningful manner. Some persons with disability are unable to wait in line to vote, and it may be time for the government to consider online voting as a means of addressing some of these non-accessibility issues. You have come here and asked us to talk about a very important subject, impediments to voter enfranchisement. This is a matter in which I know a great deal about. For more than 15 years, I have served as the chairwoman of the African-American Democratic Ward Leaders of Philadelphia. Our organization represents more than 900,000 African-American residents in the City of Philadel-

phia. Under my supervision as chairwoman, and the support of Congressman Bob Brady, more African-Americans have been elected to public office than at any time in the history of Philadelphia.

Our role is traditional. We organize, mobilize, and inform voters in our communities about their choices on Election Day. This is no small task. It is no small task because, far too often, government hinders, not helps, the working men and women of our community in their effort to exercise their constitutional right to vote and participate in their democracy. I believe there are four principal impediments to voter enfranchisement. First, we face impediment to actually voting through an emerging pattern of voter ID requirements, prohibiting same-day voter registration, having Election Day be a work day, and prohibitions on felons' voting. We face machinations, technicalities, obscure and insidious regulations used to keep our votes from being counted after they have been cast. The saga of the 2000 presidential election, the drama of voting in Ohio in 2004, and the unresolved matter of the 13th Congressional district in Florida are all clear examples of this problem.

Second, we face restrictive ballot access laws, intimidating petition requirements, inconsistent application of election law, confusing financial disclosure forms that reduce the number of candidates allowed on the ballot. Voters have fewer candidates to choose among for almost all public offices today than voters did 100 years ago. This problem is further complicated by the disproportionate influence of money in this process. The vast majority of voices people hear speaking on issues are the voices of money. We don't have free and fair elections if voters don't get to hear the voices of candidates without money. We need public forums where all candidates have equal opportunities to speak.

Third, with over 100 beautiful languages spoken in this city, we face a language barrier for those who have not learned English as their native tongue. This also applies to men and women with different physical abilities. Committing more financial and personal resources to expanding the accessibility of polling places must be a high priority of government at every level.

Fourth, to require such forms of identification as passports and driver's license, we place an undue financial burden upon many people, including the elderly and people living on fixed incomes if they had to purchase these items for voter identification, the documents that they would need. I have been involved in dozens and dozens of elections. My knowledge on this matter is a second only by my passion for them. I believe so strongly that if government knowingly disenfranchised one voter, we have failed as a democracy. Thank you for your presence here today and the important work that you continue to do. I am happy to answer any questions that you may have.

[The statement of Ms. Campbell follows:]



CITY OF PHILADELPHIA
CITY COUNCIL

CAROL ANN CAMPBELL
ROOM 404 CITY HALL
PHILADELPHIA, PA 19107
(215) 686-3416 or 3417
Fax No. (215) 686-1934

COUNCILWOMAN - 4TH DISTRICT

COMMITTEES

Chairwoman

Transportation & Public Utilities
The Disabled and the Handicapped

Member

Appropriations
Law & Government
Streets & Services
Commerce & Economic Development
Legislative Oversight

Testimony by the Honorable Carol Ann Campbell
City Councilwoman, 4th Councilmanic District
Philadelphia, Pennsylvania
Before the Committee on House Administration
October 5, 2007

Thank you Chairman Brady and distinguished members of the Committee on House Administration for joining us here in the City of Philadelphia. I am Councilwoman Carol Ann Campbell and I would like to thank you for giving me the opportunity to address this very important subject. I am the chairperson of the Handicapped and Disabled Committee of Philadelphia City Council. I am committed to protecting the rights of the disabled, and as the Chairwoman of this committee, I have pioneered and proposed a change to the Charter, which is Philadelphia's governing instrument. The Charter change

provides for the creation of the Handicapped and Disabled Advocate.

The disabled community faces many impediments to voter enfranchisement. Non accessibility is the number one challenge the government must address in a meaningful manner. Some persons with disabilities are unable to wait in line to vote, and it may be time for the government to consider on line voting, as a means of addressing some of these non-accessibility issues.

You have come here and asked us to talk about a very important subject: Impediments to Voter Enfranchisement. This is a matter in which I know a great deal about. For more than 15 years, I have served as the Chairwoman of the African-American Democratic Ward Leaders of Philadelphia. Our organization represents more than 900,000 African American residents in the City of Philadelphia. Under my supervision, as chairwoman, and the support of Congressman Bob Brady, more African Americans have been elected to public office than at anytime in the history of Philadelphia. Our role is

traditional – we organize, mobilize and inform voters in our communities about their choices on Election Day.

This is no small task.

It is no small task because far too often government hinders – not help – the working men and women of our community in their effort to exercise their Constitutional right to vote, and participate in their Democracy.

I believe there are four principle impediments to voter enfranchisement:

First, we face impediments to actually voting through an emerging pattern of voter ID requirements, prohibiting same day voter registration, having Election Day be a work day, and prohibitions on felons voting. We face machinations, technicalities, obscure and insidious regulations used to keep our votes from being counted after they have been cast. The saga of the 2000 Presidential Election, the drama of voting in Ohio in 2004, and the unresolved matter of the 13th Congressional District in Florida are all clear examples of this problem.

Second, we face restrictive ballot access laws – intimidating petition requirements, inconsistent application of election law, confusing financial disclosure forms - that reduce the number of candidates allowed on the ballot. Voters have fewer candidates to choose among for almost all public offices today than voters did a hundred years ago. This problem is further compacted by the disproportionate influence of money in this process. The vast majority of the voices people hear speaking on issues are the voices of money. We don't have free and fair elections if voters don't get to hear the voices of candidates without money. We need public forums where all candidates have equal opportunities to speak.

Third, with over 100 beautiful languages spoken in this city, we face a language barrier for those who have not learned English as their native tongue. This also applies to men and women with different physical abilities. Committing more financial and personal resources to expanding the accessibility of polling places must be a high priority of government at every level.

Fourth, to require such forms of identification as passports and driver's licenses would place an undue financial burden upon many people, including the elderly and people living on fixed incomes, if they had to purchase these items for voter identification.

I have been involved in dozens and dozens of elections. My knowledge on these matters is seconded only by my passion for them. I believe so strongly that if government knowingly disenfranchises one voter, we have failed as a Democracy.

Thank you for your presence here today, and the important work that you continue to do. I am happy to answer to any questions you may have.

The CHAIRMAN. Thank you, Council lady. Next, we have Mr. Roberto Santiago, who is with CONCILIO, the Council of Spanish Speaking Organizations. Mr. Santiago.

STATEMENT OF ROBERTO SANTIAGO

Mr. SANTIAGO. Thank you, Mr. Chairman. Congresslady Lofgren from California, good morning, and thank you for the opportunity to hear my concerns regarding voter enfranchisement.

My name is Roberto Santiago, and I am the Executive Director of the Council of Spanish Speaking Organizations. For the last 11 years I have had the enormous privilege to lead the oldest Latino Organization in the Commonwealth, CONCILIO. Founded by a group of Puerto Rican community activists in 1962, CONCILIO's mission has been to ensure that equitable social, educational, health, and cultural services are available and accessible to everyone.

I have no special credentials. My only possible attribute comes with 30 years of experience in community service inside poor neighborhoods in Philadelphia, western New York, and Puerto Rico. And I am also a U.S. Navy veteran. I am a member of a family with four generations of proud military service in the United States Armed Forces. For the last two decades I have watched in dismay and disbelief the boldness in which devices are employed to impede citizens from exercising the right of suffrage. I should note that political disengagement is anathematic to Puerto Rican culture. Puerto Ricans participate in elections at far higher rates than voters in the United States. At 81.7 percent in 2004, Puerto Rico is considered one of the highest records of voter participation in the democratic world.

Our systems are mirror images of each other. We have an independent judiciary, a two-chamber legislature, a strong executive branch, and we use the pluralist form of election system. Yet here in Philadelphia we struggle to stimulate meaningful participation in local elections.

Are Latino voters not turning out, or are they just being turned off? Is it voter apathy, or is it voter discontent? I am not in a position to make such a conclusion. But let me share with you some of the most common concerns of people in the neighborhoods.

On every Election Day, myself and a significant number of my staff travel the breadth of north Philadelphia polling places. We serve as poll watchers, independent observers, and translators. This is what we hear, and this is what we see. One, lack of language interpreter support. There is at times total absence or an inadequate number of interpreters in heavily-laden language minority polling sites. The, "oh, I am sure there is one around," answer to voters' request for an interpreter is unacceptable, is offensive, and in violation of Court agreement. The selection process of interpreters is unclear, and it is perceived as politically influenced. We ask what skills are required to become a Spanish language interpreter? Are there any formal training requirements? Are there any credentialing requirements? These are all questions that are answered in a very nebulous form. In many cases, voters are unable to distinguish voting officials from party or candidate operatives. There are multiple complaints of poll workers' engaging in helping

voters to fill out their ballots and instructing them how to vote. We ask that you require the display of official photo ID badges on the outer garment which clearly indicate name, titles, and party affiliations where applicable, for every poll official. Candidates and party operatives improperly hinder the free movement of voters' entering and exiting polling places. Aggressive canvassing practices outside polling area create an unpleasant and sometimes hostile, vulgar, and violent atmosphere for voters. Voters are least likely to vote when they fear obnoxious and aggressive solicitation. The gauntlet-like experience discourage participation in the electoral process. It is seen as a political strategy designed to discourage voter participation in neighborhoods likely to vote for the contender. It is especially intimidating to first-time voters, women, and the elderly.

As of yesterday I tried narrowing down what the distance between the door and solicitation was. I called Ms. Tartaglione's office. I was told by an individual in that office that, "to my knowledge, there are no distance requirements." I called the State to find out they are 10 feet. In any case, we ask that buffers be expanded, and where enforcement of this expansion is not possible, then do without it altogether. We don't really need this kind of harassment for voters. I am going to cut my statement because I am running out of time. There is more to it, but I want to conclude, and I wanted to ask this committee to play a role in increasing voter participation, to encourage, facilitate, reward, and implement Election Day registration, vote-by-mail, early vote, and certainly bilingual ballots. This is especially valuable to seniors, language minorities with limited English skills, the physically challenged, the marginally literate, and to anyone who needs and wants additional time to make a thoughtful choice.

Mr. Chairman, I understand that institutional change is slow and rarely cheap, but in my opinion, when the citizens' rights to vote collide with the interest of a candidate or impinges upon the convenience of an electoral system, it is the interest of the citizen voter which must prevail. We cannot fear the implications and consequences of a free and just electoral process. A representative democracy becomes a worthless, philosophical abstract when the free exercise of the vote is denied or is unachievable by every single man and woman. For the victim, democracy becomes but a painful farce, a pretense, a rhetorical concept. In short, an illusion of inclusion.

I pray unto you, Mr. Chairman, I pray unto you, members of this committee, and I pray unto every honorable man and woman of this great country, let our people vote. Thank you, Mr. Chairman, for your time. I ask that my testimony be entered in full into the record. Congressman Brady, I now stand before this committee to answer your questions.

The CHAIRMAN. Thank you, Mr. Santiago. Thank you so much. Next we have Zach Stalberg, who is the CEO and president of the Committee of Seventy. For Californians, the Committee of Seventy is about 70 or so people that have formed to watch over elected officials and politicians, and they have been watching us for many years and have become intermingled with us now in causes such

as elections so that we can work together on these issues. So, Mr. Stalberg.

STATEMENT OF ZACH STALBERG

Mr. STALBERG. Thank you very much. I am Zach Stalberg, President of the Committee of Seventy, a non-profit and non-partisan organization.

Seventy has long conducted an election oversight program and voter protection program that is probably the oldest and largest such program in the country.

Simply put, and I also want to respect the time of everyone here and this committee, the Committee of Seventy favors increased voter participation and is concerned about any requirements that discourage voting.

Many people view the expansion of voting rights as a natural and inevitable progression. There are others who continue to seek restrictions. These arguments are typically advanced in the name of combating election fraud and ensuring honest elections. Efforts to restrict voter participation, however, can be the product of partisan politics or a desire to maintain the racial or economic status quo. Legitimate fears about election misconduct are not misplaced. Those well versed in political history are familiar with many cases of election fraud stretching back to our nation's founding. Election-related violations, sometimes involving criminal conduct, have been committed by party bosses, election officials, political campaigns from both major parties, from our most rural counties to our largest cities. However, Seventy believes that these incidents did not justify making it much harder for individuals to vote by insisting upon far more stringent identification requirements. The operative word here is stringent. Such requirements may be an inconvenience to all voters, and they disproportionately impact minorities, seniors, and people with disabilities.

Federal and Pennsylvania Law require two forms of identification. One, a comparison of each voter's Election Day signature with a scanned version of the signature from their registration form. And two, specific additional proofs of identity for voters voting for the first time or voting for the first time in a division.

Even if free photo identification were provided, the burden of supplying certain supporting documents and the time and trouble to obtain the photo could be difficult for many US citizens. These are very real barriers to voter participation, especially among disadvantaged Americans.

Additional voter identification requirements should be very carefully considered unless the Help America Vote Act requirements are proven to be inadequate in order to prevent fraud by individual voters. The benefits of individual requirements should also be proven to outweigh the potentially significant costs. In addition to these views, I would like to offer some additional recommendations for increasing national voter participation and removing existing barriers. While these recommendations arguably concern matters of state administration, our very mobile society makes them relevant to all jurisdiction. One, reduce voter registration deadlines. Pennsylvania has a voter registration deadline of 30 days prior to an election. Many voters seek to register or to update their voting ad-

dresses after this deadline, and especially as the election becomes more interesting to them. With advances in technology, we believe this deadline can be shortened. Two, national no-fault absentee balloting. In Pennsylvania, a voter must provide justification for voting absence. While voting in person is optimal, a significant benefit of mail-in voting, both to individuals and the community, is reducing lines at the polls. No-fault absentee ballots can dramatically reduce the time commitment required of voters, especially during high-interest and long-ballot elections. Three, uniformity of provisional ballot rules. In Pennsylvania, a provisional ballot cast in an incorrect precinct is counted for all races which correspond to the voter's correct precinct. Under this system, a voter may lose one or two legislative votes, but their top-of-the-ticket and at-large choices cast by a professional ballot are counted. In some other states, provisional ballots must be cast in the correct precinct in order to be counted. If you attempt to vote in the wrong place, you are out of luck. This more restrictive rule disenfranchises individuals. Applying the more expansive provisional ballot rule across the states would avoid this problem.

Four, federal funding of elections. The Help America Vote Act provided significant funding for voting equipment, thereby removing at least some of the disparity in voting access between affluent and less affluent counties. While we believe local administration of elections best serves the interest of the voters, local funding for elections only perpetuates this disparity, particularly as voting equipment ages and more state and federal mandates are passed.

As long as election operations must compete with important services such as police protection and schools for a piece of the local budget, there is a real risk of neglect and significant breakdowns on Election Day.

Once again, thanks for the opportunity to testify.

[The statement of Mr. Stalberg follows:]

**Testimony of the Committee of Seventy
Presented before the United States House of Representatives
Committee on House Administration**

**Hearing on Impediments to Voter Enfranchisement
October 5, 2007**

My name is Zachary Stalberg and I am the President and CEO of the Committee of Seventy. Seventy is a non-profit and non-partisan organization conducting a permanent campaign to improve the Philadelphia region by demanding ethical conduct of elected officials, promoting government efficiency, educating citizens and safeguarding elections. Since 1904, Seventy has conducted an election oversight and voter protection program – the oldest and largest such program in the country.

I would first like to thank Chairman Brady and this Committee for the opportunity to speak today on a significant issue for both Philadelphia and our nation. I am joined by Christopher Sheridan, Seventy's Director of Voting Rights and Election Reform.

The U.S. Constitution was drafted just a few blocks from here. While this document addressed the most significant aspects of American government, it reserved the power to set voting qualifications to the individual states. In 1787, voting was generally limited to white men who could meet property ownership or tax paying requirements. Although this wouldn't be considered fair today, at the time it was thought to be a significant step forward in the fight for representative government.

During the next two centuries, the right to vote expanded as economic, racial and gender barriers were removed by court cases, Constitutional amendments and international conflicts. In recent years, Congress contributed to increased enfranchisement by passing the National Voter Registration Act in 1993 and by nationalizing the remedy of provisional ballots in the Help America Vote Act of 2002.

While many view the expansion of voting rights as part of a natural and inevitable progression towards universal suffrage, there are others who continue to seek restrictions, or even complete rollbacks, on an individual's right to vote. In most cases, their targets are low income and uneducated citizens and recent immigrants whom they view as more likely to sell their vote or lack the sophistication to make informed election decisions.

While these arguments are typically advanced in the name of "combating election fraud and ensuring honest elections," efforts to restrict voter participation are often the product of partisan politics or a desire to maintain the racial or economic status quo.

Legitimate fears about election misconduct are not misplaced. Those well versed in political history are familiar with many cases of election fraud stretching back to our nation's founding. Election-related violations, sometimes involving criminal conduct, have been committed by party bosses, election officials and political campaigns from both major parties -- from our most rural counties to our largest cities.

However, Seventy believes strongly that these incidents do not justify making it harder for individuals to vote by insisting upon more stringent identification requirements. Such requirements may be an inconvenience to *all* voters, yet they disproportionately impact minorities, seniors, and people with disabilities.

As the Committee knows, federal and state law already require two forms of identification: (1) a comparison of each voter's Election Day signature with a scanned version of their signature from their registration form, and (2) specific additional proofs of identity for voters voting for the first time or voting for the first time in a division.

Even if free photo identification were provided, the potential costs of the requisite supporting documents (such as a birth certificate or passport) and the time and travel to obtain the photo, would be difficult for many U.S. citizens. These are very real barriers to voter participation, especially among disadvantaged Americans.

A mandatory photo identification requirement would also place a burden on polling officials who tend to be overworked and underpaid in most jurisdictions. The likelihood of disputes at the polls would slow the voting process, not just for the individual seeking to vote but for all voters in the precinct. Couple that with a large ballot and the result is that many voters will simply decide not to vote.

In Seventy's view, additional voter identification requirements should not be considered unless the Help American Vote Act requirements are proven to be inadequate in order to prevent fraud by individual voters. The benefits of additional requirements should also be proven to outweigh the potentially significant costs. To date, Seventy has seen no such proof.

In addition to these views, Seventy would like to offer some additional recommendations for increasing national voter participation and removing existing barriers. While these recommendations arguably concern matters of state administration, our very mobile society make them relevant to all jurisdictions.

Reduce voter registration deadlines: Pennsylvania has a voter registration deadline of thirty days prior to an election. In Seventy's experience, many voters seek to register or to update their voting address after this deadline. With advances in technology, we believe this deadline could be significantly shortened. This would result in greater participation and a reduced need for provisional ballots.

National no-fault absentee balloting: In Pennsylvania, a voter must provide a justification for voting absentee. The most common reasons are plans to be out of town on Election Day or having a medical condition that prevents the voter from getting to the polls. While voting in person is optimal, a significant benefit of mail-in voting both to individuals and the community is reducing lines at the polls. In addition, millions of Americans are now holding down two jobs, working longer hours, and facing longer commutes to work than was common when the 12-13 hour window for in-person voting was established many years ago. Parents have family responsibilities, and many adult

children are being called upon to provide extensive care for elderly parents. Given the increasing demands of modern life, all working Americans should have the opportunity, but not the requirement, of voting in person. No-fault absentee ballots can dramatically reduce the time commitment required of voters, especially during high interest and long ballot elections.

Uniformity of provisional ballot rules: In Pennsylvania, a provisional ballot cast in an incorrect precinct is counted for all races which correspond to the voter's correct precinct. Under this system, a voter may lose one or two legislative votes, but their top of the ticket and at-large choices cast by a provisional ballot are counted. In some other states, provisional ballots must be cast in the correct precinct in order to be counted. If you attempt to vote in the wrong place, you're out of luck. This more restrictive rule not only disenfranchises individuals, it could lead to litigation in a presidential election where the number of voided provisional ballots in a state exceeds the margin of victory. Applying the more expansive provisional ballot rule across the states would avoid this problem.

Felon disenfranchisement: In Pennsylvania, convicted felons are disenfranchised during their incarceration. While Seventy does not dispute this practice, a less restrictive approach should be considered given the proven disproportional impact on non-white voters. Often, barring imprisoned felons from voting becomes a lifetime disenfranchisement when former felons fear re-incarceration if they vote illegally. A fair national standard, such as re-enfranchising voters upon release, would eliminate any confusion, increase voter participation and help former felons take a step towards full and responsible citizenship.

Federal funding of elections: The Help America Vote Act provided significant funding for voting equipment, thereby removing at least some of the disparity in voting access between affluent and less affluent counties. While we believe local administration of elections best serves the interests of voters, local funding for elections only perpetuates this disparity, particularly as voting equipment ages and more state and federal election mandates are passed. As long as election operations must compete with important

services such as police protection and schools for a piece of the local budget, there is a real risk of neglect and significant breakdowns on Election Day.

Federal officeholders are on the ballot in half of our elections, not including special elections held during municipal cycles. While we appreciate that there are many demands on the federal budget, ensuring fair access for voters in every American county deserves Congressional attention to avoid another Florida.

Thank you again for the opportunity to present this testimony. I appreciate your time and would be pleased to answer any questions.

The CHAIRMAN. Thank you, Mr. Stalberg. Next is Jerry Mondesire. Jerry Whyatt Mondesire is the President of the NAACP and a tireless fighter for people's rights of all creeds, races, and religions, and we do appreciate your testimony. You are the clean-up hitter. We needed you Wednesday and Thursday, but you are here now.

Mr. MONDESIRE. I would like to hit as well as Ryan Howard. I thought he wouldn't be here.

The CHAIRMAN. I would like to hear from you, Mr. Mondesire. Thank you.

STATEMENT OF J. WHYATT MONDESIRE

Mr. MONDESIRE. Thank you, Mr. Chairman, and thank you, Ms. Lofgren, from California. And my days of working for Bill Grabb, brought plenty of copies, so I will leave them with you. I just want to give you some introduction and stress a few things in conversation that are real important to us.

Thank you again for inviting us to testify along with my colleagues and the other members of the City government who have testified.

It is only fitting and proper that we gather here in the Philadelphia City Council chambers to discuss impediments to voter enfranchisement. Within these walls many great debates about our city have raised, some of grand consequence, school funding, neighborhood transformation, how to address the rise in gun violence, and some of small consequence as well.

But, however, no matter of the content of these debates, nor really their outcome, what is most important is that they were made by representatives of the people, duly elected and sworn to serve the people. It is important that the people have a voice in this process and that their votes count and are counted. At the NAACP, this issue is not new to us.

Specifically, we would recommend that this committee consider very strongly support of S 453, a bill introduced by Senators Obama, Schumer, and others to address the prevention of deceptive practices and voting intimidation in federal elections. Two, ask tough questions about the purging of voter lists in an often random and arbitrary way by election officials across the country. Three, give serious consideration to the idea of same-day registration. And last, but certainly not least, file an amicus brief with the Supreme Court in opposition to voter ID's as they consider the Crawford v. Marion County Election Board and the Indiana Democratic Party v. Rokita. Requiring voter identification at the polls places an unfair and onerous burden on prospective voters that will ultimately discourage people from participating in the democratic process.

There are fundamental problems with the concept of voter ID's. First, it is nearly impossible to tie a voter identification to a universal piece of identification. If you accept a driver's license, what about those who don't drive, the elderly, the poor, and those who take public transportation? If you have lost your license, you have lost your right to vote. That is insane. The American Association of People with Disabilities reports that nearly three million disabled people do not have any form of government identification. Some would like us to consider a state-issued voter identification.


The insanity here continues. What about the cost? Charging what is effectively a poll tax that would provide a further hardship to the poor. How do we issue this identification? It would be another burden on the voter and further impede their right to vote.

I will also ask that this committee consider taking up the very thorny issue of restoring the right of ex-felons to vote. We are the only NAACP branch in the country to win that right to vote in our state, the Commonwealth of Pennsylvania. It was 1999. The case was called *Mixon v. Commonwealth*. It was written by an ex-felon, and the NAACP signed on as an amicus brief in that case, and it was decided by one vote. Just one Commonwealth Judge in the Commonwealth of Pennsylvania gave the right of ex-felons their right to vote again.

You should also be aware that in this state, and I presume it is also the same for states across the country, when you come out of prison, you have no ID. That is a big issue for ex-prisoners. We work with a lot of ex-felons in some of the rehab housing programs that we do, and when we pay them, we find out that they can't cash the checks because they don't have ID. They didn't have licenses while they were confined, driver's licenses, so clearly they don't have driver's licenses to cash their checks. So we don't believe in voter ID's. We would urge you to consider taking up the felon disenfranchisement issue, especially as it pertains obviously only to federal voting.

There are many serious issues, and we are glad that you, Chairman Brady, and you, Ms. Lofgren, have thought enough about these to come to Philadelphia, and you can always count on us at the NAACP, both here locally as well as the state and across the country, to work with you to make sure that our people of all colors, of all backgrounds, new citizens as well as old citizens, have a chance to participate in the greatest democracy in the world. Thank you very much.

[The statement of Mr. Mondesire follows:]



**TESTIMONY OF J. WHYATT MONDESIRE,
President NAACP Philadelphia Branch**

Oct. 5, 2007

Thank you, Chairman Brady and members of the committee for the opportunity to appear before you this morning.

It is only fitting and proper that we gather here – in Philadelphia City Council Chambers – to discuss impediments to voter enfranchisement. Within these walls many great debates about our City have raged. Some of grand consequence – school funding, neighborhood transformation, how to address the rise in gun violence and some of small consequence – when we pick up the trash or how many roads shall we pave.

No matter the content of those debates – nor really their outcome – what is important is that they were made by representatives of the people. Duly elected and sworn to serve the people. It's important that the people have a voice in this process – that their votes count, and are counted.

At the NAACP, this issue is not new to us.

- 1) Support S.453, a bill introduced by Senators Obama, Schumer and others to address the Prevention of Deceptive Practices and Voter Intimidation in Federal Elections
- 2) Ask tough questions about the purging of voter lists in an often random and arbitrary way by election officials across the country
- 3) Give serious consideration to the idea of same day registration
- 4) And last – but certainly not least – file an amicus brief with the Supreme Court in opposition to Voter ID's as they consider Crawford v. Marion County Election Board and Indiana Democratic Party v. Rokita

Requiring Voter Identification at the polls places an unfair and onerous burden on prospective voters that will ultimately discourage people from participating in the democratic process.

There are several fundamental problems with the concept of voter of identification. First, it is nearly impossible to tie voter identification to a universal piece of identification. If you accept a Driver's license, what about those that don't drive – the elderly, the poor, those who take public transportation? If you've lost your license, you've lost your right to vote? That's insane. The American Association of People with Disabilities reports that nearly 3 million disabled people do not have ANY form of government identification.

Some would like us to consider a state-issued voter identification? The insanity continues. What about the cost? Charging what is effectively a poll tax that would provide a further hardship to the poor? How would we issue this identification? Another burden on the voter and a further impediment to their right to vote.

In the 2003 Mayoral election, seven percent of African-Americans reported some trouble with accessing their polling place. Sadly, this problem is not limited to Philadelphia. Throughout the country there have been reports of:

- Challenges and threats against individual voters at the polls by armed private guards, off-duty law enforcement officers, local creditors, fake poll monitors, and poll workers and managers.
- Signs posted at the polling place warning of penalties for “voter fraud” or “non-citizen” voting, or illegally urging support for a candidate.
- Poll workers “helping” voters fill out their ballots, and instructing them on how to vote.
- Criminal tampering with voter registration rolls and records.
- Flyers and radio ads containing false information about where, when and how to vote, voter eligibility, and the false threat of penalties.

Sadly, too often nothing is done by the federal government to mitigate these impediments to voting. It is often up to the local and national media, as well as advocacy groups, to scramble to try to undo the damage. While it is difficult to conclusively demonstrate that any specific misdeed or pattern of behavior had an impact on an election, it is the position of the NAACP that if even one lawful voter was deceived or intimidated and therefore did not cast a legitimate vote, that is one too many and the federal government must act.

Chairman Brady and members of the Committee, you can and must lead the way on this issue by taking a few – but important – steps:

Some voter identification laws accept phone bills, electric bills, leases and other pieces of paper. These are the most absurd of all. A person's right to vote should not depend on whether or not they have a phone, have electrical service, or rent there home.

Mr. Chairman, voter identification sounds simple – and innocent – enough. Even people who go to Blockbuster have to show ID, but when you are talking about a hardship that may dissuade ONE person from exercising their right to vote, that is one far too many.

I very much appreciate your leadership on this issue and the opportunity to discuss these issues with you today. The NAACP of Philadelphia will always be a stalwart proponent for the enfranchisement of all voters and are grateful for your leadership on these issues in the Congress.

I'm happy to take any questions you may have.

The CHAIRMAN. Thank you. Thank you, Mr. Mondesire. Thank you for asking for us to support the Senate Deception Practice Bill. In June the House passed HR 1281, the Deceptive Practice and Voter Intimidation Act of 2007. As an original co-sponsor of this legislation, I support all efforts to prevent voter suppression. We will fight to get this thing passed.

Mr. MONDESIRE. Thanks.

The CHAIRMAN. I will throw some questions out to anyone who wishes to answer, again, to get you on the record. It would be impossible to have eight distinguished witnesses come down to Washington, to have all of you testify. As the gentlelady from California did, we get one, maybe two that can come from this area in support and to get your thoughts on the record that we could take with us. One of the questions I asked the other panel I will ask you, too. And Mr. Santiago, I have a quick comment for you. It must be hard for people coming to this great country from Puerto Rico where you have elections—I think you have 90-some percent participation, and I even understand that you paint your houses from time to time in favor of your candidate—and to come here and see the apathy that sometimes happens, that we may cause, that causes the low turnout in the country, not only in the city, but in the country. So I appreciate your prayers, although I would like to see them for our troops and for some children that may need them, but I will take them anyway that we can do the right and proper thing. But it must be hard for you when people come over and we must be doing something wrong here because that practice of them wanting to vote doesn't continue let alone stay at that 90-some percent level, or paint their houses. I was extremely impressed by that. My question would be to anyone, again, on the same-day registration. As Chairman of the committee, I have gotten a few requests to introduce a bill on that regard. I want to have some information, and I want to have some ammunition to bring back to have knowledge of what we should possibly recommend for same-day registration. Does anybody have some thoughts on that?

Mr. STALBERG. As I stated, we believe that the registration period can be shortened as technology improves. I respect the comments earlier from Bob Lee about the down-sides of same-day registration itself. But there are 30 days between the current deadline and same-day registration. And I think it does encourage participation if we—over time we can shrink that period.

Mr. SANTIAGO. I take a perhaps more radical approach. My sense is that the right of the individual to vote has to be supreme over the inconvenience of a political system. Let them figure the way. Let them figure the way how to make it happen. But for those that can and want to vote, we should remove any obstacle that prohibits them from doing so.

The CHAIRMAN. My only problem, and I shouldn't call it a problem, my concern is that we might make it easier for somebody to violate a law and take advantage of a system that we have in place. We don't certainly want to do that, but I understand and appreciate what you are saying. Yes?

Mr. MONDESIRE. Well, the technology that exists today, as you know, Mr. Chairman, would mitigate against that. And you don't have to remove the 30-day waiting period all at once. You could do

it in stages, and you could watch and see how the thing progressed, just like we have changed since the bad, old days of hanging chads and missing punch hole things. And you remember what we did here in Philadelphia? We brought the modern voting machines over a period of time. So I agree with Mr. Santiago and Mr. Stalberg that we need to shorten that window. You know, maybe in the next couple of years in Pennsylvania it could be 20 days and then 10 days and then hopefully 24 hours. I have to excuse myself. I have another appointment, but I didn't want to miss your important hearing. So if there are other questions, your wonderful staff can contact me, and I will be glad to cooperate.

The CHAIRMAN. Thank you, and thank you for your participation. Councillady.

Ms. CAMPBELL. Thank you.

The CHAIRMAN. You have an interest, and you are a champion for the people that need help, for people that have a problem getting to a poll, with the handicap accessibilities. What could we do? What could happen in the City of Philadelphia when there is a problem with handicap accessibility? I, myself, being involved in the political system, have a division where I vote, and in the division where I live and where I vote and where I used to live and voted, there were no businesses. They were all residential, and none of them were handicap accessible. Because of that, there may be a Law that says we can't vote in that division, we might have to vote two or three divisions over. And as we heard from Commissioner Howard, people like to walk a vote, not drive a vote. Isn't it a bigger handicap for someone to get into a special van and go two or three more miles to vote than it would be if we could figure out a way that we can have voting where some places are more handicap accessible? I know that you are a tireless advocate for that, and I'd like to have your thoughts.

Ms. CAMPBELL. Well, being handicapped and having become handicapped, you become more sensitive to the needs of people that are handicapped. And online would be a way, if a person was really certified as being disabled. I think a lot of the responsibility should fall on the municipality because, although a lot of places are not handicap accessible, you can get a very inexpensive, temporary ramp that could be put over at least three steps or a big incline for a wheelchair to go in or for a person on a walker to be able to use. I think that the main problem is that unless a person has lived with a handicapped person, is friendly with a handicapped person, or has a member of their family, they are not as sensitive to the needs of a handicapped person as they should be. You will have people tell you that a place is handicap accessible. I have had this happen to me, and when we got there, there was one, small step, that if you can't walk, you can't take it. And I think that when it comes to voting, that is a Constitutional right that everyone should be able to exercise. And I think that no amount of expense is too much to make that possible. As I said, I just don't think government has gotten to the point where they are really sensitive. We are here in City Hall. There is only one entrance way that you can come into City Hall in a wheelchair, and that is to circle the entire building and come through the courtyard and come in where there is no steps in that one door. Now, you would think

that with a city of this magnitude that that wouldn't be the case with City Hall. And so, if that is the way it is for City Hall, imagine what it must be for voting. But they are going to have to eventually look at an alternative way for handicapped people to be able to vote, whether it be by a special ballot, whether it is one designated place they have to go, but then you have to realize, a lot of handicapped people don't have transportation. Everyone doesn't have the luxury of having a van that has a wheelchair lift that you can go up and come out and then go in. But as I said, I don't think the sensitivity level is where it really should be. Maybe—I can only speak about this municipality. I can't speak about across the country. But I know that it is not there yet. And as I said, just look at City Hall. As many people as you have in wheelchairs, and there is only way, and to tell you the truth, when I started working here, I had to send my people out to really go over the City Hall completely to find out the best way that I would be able to enter, because we were worried about it, you know. And as I said, there just has to be more sensitivity about people who are disabled because they—in fact, there is a lot of disabled people that would love to vote, and you find that on Election Day, when you are placing calls, they would love to come, but they can't enter the polls because it is not handicap accessible. And then, as you know, in this neighborhood, with its neighborhoods and the city of neighbors that we have here, a lot of people's residences are used for voting. It is not so bad when it is a public place, or it is a store that someone has given us. So there has to be an alternative way for these people to be able to cast their vote.

The CHAIRMAN. Thank you. Thank you, Councillady. Also we are joined by the distinguished Majority Leader of City Council, Councillady Jannie Blackwell. Thank you. Gentlady from California, are there any questions?

Ms. LOFGREN. Just a few. Thank you very much for this testimony, and I was wondering, Councilwoman, what your thoughts would be on—it is easy in California actually. I represent San Jose. In 1960, the population of the City of San Jose was under 50,000. It is over a million today. So that growth has all been new, and so all the buildings are new, and it is just easy to comply. With an older city such as this, it is a completely different set of challenges. And as you were talking, I was thinking about my mother-in-law is in a wheelchair. Now, we have Thanksgiving at our house every year. 40 people come, and we built a ramp so that once a year we can have my—my mother-in-law can very easily—we wish it was more often, but it is very difficult for her to travel. It doesn't meet ADA requirements, that ramp, but actually it works. And the question, I guess, is, do you think there is a way to relax the ADA requirements if it is for a one-day voter purpose and it is a safe approach to—is that an approach that might make sense, do you think?

Ms. CAMPBELL. I think it would. I think by any means necessary. I think the greatest Constitutional right you have is the right to vote. And I don't think anyone should be denied that opportunity.

Ms. LOFGREN. Your testimony is very powerful on that point.

Ms. CAMPBELL. Okay. I mean, that is what I just really feel. I feel, as I said, I find there is a lack of sensitivity in a lot of places,

as far as people. I never really realized. I wasn't cognizant of it before I became disabled, but once I became disabled, you pay particular attention to what really goes on in the dealing with people that are handicapped. I am blessed because I have a lot of people that are around me, a lot of people that help me, and I have a tremendous support system. But everyone doesn't have the luxury of that.

Ms. LOFGREN. That is right. I was interested in the comments on people who have paid their debt to society, but they are permanently barred from ever voting again. And this is, again, one of the things that we hope to look at in the hearing later this year, on whether felons who have served their sentence or finished with their parole, they have paid their debt to society, whether there shouldn't be some national rule where those individuals who are now expected to come back and integrate into society shouldn't fully integrate and also become voters. And it seems to me that there is a civil rights component to this as well. When you take a look at who is in the nation's prisons and jails because of a variety of reasons, including disparity of sentencing, you end up with minorities who are being disenfranchised, to the point where it is a substantial number of African-American men in particular, are unable ever to participate in the electoral system. And that strikes me as something very troubling. Do you?

Ms. CAMPBELL. It does need to be addressed, because they do have to pay taxes. They don't say, because you are a felon you don't have to pay taxes. You have to pay taxes, and they have to pay taxes. Then they have the right to exercise their Constitutional right to be able to vote. It seems to me that once you have paid your debt to society, that should suffice. That should be sufficient. And I think it is going to the extreme to deny people, because people do change. They do change. A lot of times people have to go through the experience of being turned around completely from something terrible that they have done, and I know I don't look at things as I did when I was 20 years old. In fact, sometimes I think I had more sense when I was 20 years old than I do right now, to be perfectly honest, you know. I think as I get older sometimes I get wilder and crazier. But really I do think that they have a right. I think to deny them that right is morally wrong. And I think that once people have paid their debts, you know, judge ye not unless you be judged, you haven't walked in their shoes. So you don't know what brought them to that point in their life that caused them to do what they did. And I don't think any of us have led such a pristine life that we have the right to judge them.

Mr. STALBERG. The Committee of Seventy agrees that there should be a fair national standard that re-enfranchises felons. As Mr. Mondesire pointed out, that is not a problem in Pennsylvania, although in practicality getting the proper identification is. But it is a problem elsewhere in the country.

Ms. LOFGREN. I want to ask just about two other issues. The Chairman mentioned the bill that the House has passed about voter intimidation, and I think it is a very important measure, and I hope that the Senate will either adopt Senator Obama's bill or our bill or something so that we can make that Law before the next election. But one of the things that we did not include and that I

hope that we can—we are planning to take a look at, and I don't know if it has been a problem here in Pennsylvania or not. But it is the issue of harassing robo-calls. What we found in California and also in some other western states, one candidate's campaign would place these robo-calls repeatedly, and in the middle of the night. So that, you know, you are a voter asleep, and it is 2:00 in the morning, and it is 3:00 in the morning, and it is 4:00 in the morning. And you are getting repeated phone calls, and you think it is the candidate. But it is actually the opponent who is getting those calls placed, to the point where there was such harassment that voters—I mean candidates who were victimized by this had to stop their voter—their get-out-the-vote efforts. People—you can imagine when you are woken up repeatedly in the middle of the night, it does not make you feel friendly towards the person who you think is instigating those calls. Was that an issue here in Pennsylvania that you know of?

Ms. CAMPBELL. Not to my knowledge. We have received robo-calls but normally they are during—

Ms. LOFGREN. But not in the middle of the night.

Ms. CAMPBELL. No, not the middle of the night.

Ms. LOFGREN. All right.

The CHAIRMAN. We may, now.

Ms. LOFGREN. Sorry. Now I have lost my train of thought. I guess the final question that I have really goes to something called vote caging. And we have a hearing in the Judiciary Committee, that I also serve on, when we looked at the US Attorneys and the politicization of the Justice Department, and this was one of the issues that came up. And it sounded somewhat innocuous when the Justice Department lawyers talked about that they had done this in their spare time, where they had sent mailings to make sure that, you know, we didn't have people no longer eligible to vote. And then I saw actually the public television did a story, and here is what happened. They picked out neighborhoods that were low income, African-American neighborhoods, Latino neighborhoods, neighborhoods where sometimes the mail didn't get delivered as reliably as in some other neighborhoods, or neighborhoods where there were a large number of young people who are away at college, sent in mailings. And then, when they were not returned, reported those voters as no longer there, so that we ended up with 20 or 30 percent of the African-American and Latino voters disenfranchised in that community. I am wondering whether anything like that has happened here in Pennsylvania and if we ought not to look about prohibiting that when it has a disparate, adverse impact on protected classes of Americans. And there is a reason why, you know, we are still alert to discrimination against African-Americans and Latinos. It is because there is discrimination, and we need to be especially alert in those circumstances.

Mr. STALBERG. If I may, I would like to let Christopher Sheridan, who is the head of the voting rights and election reform program for the Committee of Seventy just comment briefly on that, because it is an issue.

Mr. SHERIDAN. In a number of occasions in the past, I think most recently in 2003, we have seen instances of using mail to build challenge lists on behalf of one major political party, and I think—

so it has been an issue that we have seen. I think generally when we have gotten to the polls, I don't know that it has always been followed through on. Usually the mail comes back, and there is a new story, this many people aren't there. But we haven't seen a whole lot of challenges in the field based on this. But it is something—it actually goes back to Tammany Hall in the last century, caging is a very old practice. And it is something that, you know, it is discriminatory, and it is something that you should take a serious look at prohibiting, along with false literature, which may be covered in, I believe it was 811 or Senator Obama's bill. We do see—

Ms. LOFGREN. And the bill passed by the House, the false literature is covered by that.

Mr. SHERIDAN. Well, yeah, we do see false literature on Election Day. We frequently have to come to Election Court to get an order against false and misleading literature. So I do think it is an issue, especially in highly competitive, you know, general elections.

Ms. CAMPBELL. From my experience as the Secretary of Democratic Party in addition to being Chair of the African-American Ward Leaders, you have a lot of problems on Election Day in the minority wards. A lot of times people are removed from the registration rolls, but no one can give you an answer as to why. I find that sometimes there are many things that happen in the minority wards that do not happen in other wards, such as machines being broke seven o'clock in the morning, when we have new machines. Machines being jammed. And sometimes there is a pattern in certain wards where this does happen. Now, I don't know whether it is the fault of the machine or the lack of maybe the proper care. I don't know. But I just find it very strange that this does happen in the minority wards.

Ms. LOFGREN. At this point I have exhausted my questions, but I will say I understand why, when Chairman Brady comes to Washington, he is always bragging about where he is from, and the people he represents, and how smart they are, and how savvy they are. And I can see that from the witnesses today. And it has really been an honor, Bob, to be down here with you, and I commend you again for holding this hearing.

The CHAIRMAN. Thank you. It is also my honor to show you off a little bit and let my friends that I have known for many, many, many, many years see who I serve with and help me look good, too, in my committee and in Congress. We were joined by the Majority Leader, Councillady Jannie Blackwell. Would you like to comment on anything? I know you have the box in your office, and you heard some of the testimony. Is there anything that you would like to say?

Ms. BLACKWELL. Certainly, absolutely. Certainly I want to thank you both for being here to deal with this important issue. Our Congressman knows all the issues we face as ward leaders and elected officials in our districts. And I remember the year, so, talking about the handicapped, I remember before we had the law where we had to make all our sidewalks handicapped, a wheelchair could get down one side and not up on the other. So we have come a long way, certainly, in spite of our issues. But with regard to voting, it is just important that people be given the opportunity to submit

their ballots when they can't vote. I remember before my mother passed how difficult it was. And the last time I had forgotten to file my absentee ballot, and I took her, and of course they let me in, and she was just overwhelmed being inside a machine and having names and numbers so high, and it was just too much for her. And so it is just important that in order to make sure that people have their rights, they are allowed to file ballots. And I do believe, I thought that the new machines would change the problems we had with voting, but we still have problems. I suppose it amounts to intent. It amounts to will. People want to do it right. It happens right, but when we have controversial elections, we find that somehow, somewhere, we still have voter machine errors in certain areas. That is an issue. How it happens, only God knows. We don't know. But we support the effort. We thank you for having this hearing. We thank our beloved Congressman Bob Brady, and certainly we support whatever we can do to make sure that people in America have a right to this tree of life, and that includes voting and the ability for all people to vote. Thank you. Thank you, Congressman.

The CHAIRMAN. Thank you, Councillady. I would also like to ask unanimous consent to hold the committee record open for five days for inclusion of additional materials and written answers to questions.

The CHAIRMAN. Thank you. I thank the panel again. Thank you for your participation. Believe me, you don't know how important this is for us to have this on the record so that we can take the information back and insert it any time we have a hearing. We can insert your testimony, and we can make your feelings known without you actually having to be there, and it gives us good ammunition. So I thank all of you for your time and your participation. I especially thank the two Councilwomen for allowing us to infringe upon your turf for a moment or two and also the Council president for allowing us to use this facility. Again, a wholehearted thank-you to my colleague and friend from California, to Congresswoman Zoe Lofgren, for coming out here and spending time. She could have been home the rest of today like I have, but she spent another day here with us, and we are going to show her a little bit of the City of Philadelphia. I thank all of you, and this hearing is now adjourned.

[Whereupon, at 11:50 a.m., the Committee was adjourned.]

[The information follows:]

Friday, 10am, City Hall, Council Chambers

Committee on House Administration

“Impediments to Voter Enfranchisement”

Hon. U.S. Rep. Robert A. Brady, PA-1, Chairman

Hon. U.S. Rep. Vernon Ehlers, MI-3, Ranking Member

Hon. U.S. Rep. Zoe Lofgren, CA-16

Hon. U.S. Rep. Dan Lungren, CA-3

Hon. U.S. Rep. Mike Capuano, MA-8

Hon. U.S. Rep. Kevin McCarthy, CA-22

Hon. U.S. Rep. Charles Gonzalez, TX-20

Hon. U.S. Rep. Susan Davis, CA-53

Hon. U.S. Rep. Artur Davis, AL-7

1. Lack of Spanish-language interpreter support.
 - a. Total absence or inadequate numbers of interpreters in heavily laden language-minority polling sites.
 - b. The “Oh..., I’m sure there is one around” answer to a request for an interpreter is unacceptable, offensive and in violation of court agreement.
 - c. Selection process of interpreters is unclear and perceived as politically influenced
 - d. What skills are required to become a Spanish-language interpreter? Are there any formal training requirements? Are there any credentialing requirements? Are all questions answered with nebulous responses.
 - e. County Boards should seek and accept engagements with non-partisan, grassroots organizations, who offer to recruit and train interpreters for free or at nominal fees.
2. Unable to distinguish polling officials from party/candidate operatives.
 - a. Require display of official photo-ID badges on outer garment clearly indicating name, title and party affiliation (where applicable) of every poll official.
3. Candidate and party operatives in front of polling place improperly hinder the free movement of voters suppresses voter turnout. Aggressive canvassing practices outside polling area create an unpleasant [and at times, hostile] atmosphere for voters. Voters are less likely to vote when they fear obnoxious and aggressive solicitation. The “gauntlet-like” experience discourages participation in electoral process. It’s seen as political strategy designed to discourage voter participation in neighborhoods likely to vote for the contender. It’s especially intimidating to first-time voters, women and the elderly.
 - a. Expand “buffer zone” perimeter of polling area.
 - b. Where enforcement of a larger buffer-area is an unreasonable alternative, eliminate political solicitation activity in polling area on Election Day entirely.
4. Inadequate signage in exterior of polling places, (i.e., schools, churches, commercial/industrial buildings) cause unnecessary confusion.
 - a. Need exterior signage to clearly indicate or ‘points to’ entrances of polling stations;

- b. Exterior signage should identify ward and divisions of suffrage therein.
- 5. Inadequate signage in polling places
 - a. Need of uniform standards, i.e., size, location, language, etc.
 - b. Need of signage with contact information to a bilingual 'hot line' whereas voters may request information, receive clarification of process, and file complaints. Hot-lines (both telephone and web based) must be operational ahead of, throughout and a few days following Election Day.
- 6. Demand "Election Day registration", "vote-by-mail", and "early vote" systems/schemes which fosters increased voter participation. Especially beneficial to:
 - a. seniors,
 - b. language minorities with limited English skills,
 - c. the physically challenged,
 - d. those with limited literacy skills and thus unable to read or write,
 - e. and, to anyone who needs and wants additional time to make a thoughtful decision.
- 7. County boards must promote civic engagement
 - a. Take deliberate steps to implement effective schemes of voter & voting education in schools and neighborhoods.
 - b. Make facsimile voting equipment available to community organizations, houses of faith, community fairs, and schools to afford constituents the opportunity to become familiar with the voting technology.
 - c. Promote the attendance of parent-child in the voting booth.

Where the citizen's right to vote conflict with the interests of a political candidate or the convenience of an electoral system – it is the former who must prevail. A republican representative democracy becomes a worthless philosophical abstract if the free and unobstructed practice of the same is unachievable. It becomes a painful farce, a rhetorical concept., an illusion of inclusion.

IN THE UNITED STATES DISTRICT COURT
FOR THE EASTERN DISTRICT OF PENNSYLVANIA
PHILADELPHIA DIVISION

THE UNITED STATES OF AMERICA,)	
)	
Plaintiff,)	
)	
v.)	CIVIL ACTION NO. 2:06cv4592
)	
CITY OF PHILADELPHIA; and)	
MARGARET TARTEGLIONE, EDGAR A.)	
HOWARD, JOSEPH J. DUDA, in their)	
official capacities as Philadelphia City)	
Comimssioners; and THE PHILADELPHIA)	<u>AMENDED COMPLAINT</u>
COUNTY BOARD OF ELECTIONS,)	
)	
)	
Defendants.)	
)	
)	
)	
)	

SETTLEMENT AGREEMENT

This settlement agreement (the "Agreement") is entered into as of April 26, 2007 (the "Effective Date") by and between THE UNITED STATES OF AMERICA (the "Department") and THE CITY OF PHILADELPHIA, MARGARET TARTAGLIONE, EDGAR A. HOWARD, JOSEPH J. DUDA, in their official capacities as Philadelphia City Commissioners, and THE PHILADELPHIA COUNTY BOARD OF ELECTIONS (collectively, the "Defendants"). Plaintiff and Defendants (together, the "Parties") are parties to the litigation captioned, or otherwise referred to, as *United States of America v. City of Philadelphia and Philadelphia City Commission*, C.A. No. 06-4592, which was filed in the United States District Court for the Eastern District of Pennsylvania on October 13, 2006 and which will subsequently be modified by an amended complaint, the stipulation as to which will be filed on April 26, 2007 (the "Litigation").

RECITALS

WHEREAS, pursuant to Pennsylvania law, the Philadelphia County Board of Elections (the "Board") is the elected body responsible for the conduct of elections in the City of Philadelphia (the "City") and is bound, *inter alia*, by the Pennsylvania Constitution, including Art. 6, § 7; the Pennsylvania Election Code, 25 Pa. Stat. Ann. § 14 *et seq.*; federal election law including the statutes referenced in this Agreement; and the U.S. Constitution.

WHEREAS, since 1992, the City has been covered under Section 203 of the Voting Rights Act, 42 U.S.C. § 1973aa-1a, and has been required to provide election information and assistance to limited English proficient Hispanic voters.

WHEREAS, the Board has used bilingual ballots and provided voting materials in Spanish since the 1970s and Arroyo v. Tucker, 372 F. Supp. 764 (E.D. Pa. 1974);

WHEREAS, pursuant to applicable law, each election division in Philadelphia is staffed on each Election Day by (i) a Judge of Elections, (ii) a Majority Inspector, (iii) a Minority Inspector, each of whom are popularly elected, (together, the "Elected Polling Place Officials"), (iv) a Clerk appointed by the Minority Inspector, (v) a Machine Inspector appointed by the Board, and (vi) where appropriate, interpreter(s) appointed by the Board (together, the "Appointed Polling Place Officials"). The Elected Polling Place Officials and the Appointed Polling Place Officials comprise the "Polling Place Officials"; as such term is used in this Agreement.

WHEREAS, Philadelphia has provided Spanish-language interpreters at certain polling places since the 1970s, including in response to reasonable and timely requests by the local elected leaders or community organizations;

WHEREAS, the United States, on October 13, 2006, filed an action against the City and the Board, pursuant to Sections 203 and 208 of the Voting Rights Act of 1965, as amended, 42 U.S.C. §§ 1973aa-1a and 1973aa-6.

WHEREAS, the Parties, on April 26, 2007, will file a stipulation to amend the United States's complaint to include as defendants in this case the Philadelphia City Commissioners in their official capacity, and the Philadelphia County Board of Elections (as opposed to the "Philadelphia City Commission"). In addition, the amended complaint asserts additional claims under Sections 2 and 4(e) of the Voting Rights Act, 42 U.S.C. §§ 1973 and 1973b(e); Sections 301(a)(3) and 301(a)(4) of the Help America Vote Act of 2002, 42 U.S.C. §§ 15481(a)(3) and (a)(4) ("HAVA"); and Section 8 of the National Voter Registration Act, 42 U.S.C. § 1973gg-6 ("NVRA").

WHEREAS, in the November 2006 election, the Board enhanced the availability of services to voters with limited English proficiency, including expanding the number of Spanish-English interpreters to 195 polling places covering 235 divisions.

WHEREAS, the City disputes many of the allegations in the original and the amended complaint, including all allegations of failure to comply with applicable law.

WHEREAS, in the November 2006 election, the Board made available and widely publicized the availability of telephonic interpretation services in approximately 120 languages, including Spanish, at all polling places in Philadelphia under an expansion of the City's Global Philadelphia program.

WHEREAS, for the November 2006 election, the Board created and advertised a supplemental, dedicated Election Day help-line, staffed by Spanish speakers, to handle issues related to language assistance.

WHEREAS, the Board in October 2006, initiated the establishment of a bilingual advisory committee to advise it on the best methods of assisting voters with limited proficiency in the English language.

WHEREAS, in March 2007, the Board and the advisory committee has conducted and will conduct a series of town hall listening sessions, in affected communities with simultaneous interpretation, to ensure that all citizen input on language assistance issues is properly addressed.

WHEREAS, since at least 1998, the Board has used information from the Postal Service's National Change of Address ("NCOA") Program, Pennsylvania's Five Year Notice and Canvass Programs to detect registrants who have changed residence to update the addresses of more than 100,000 registrants who changed residence within the County and cancel the records of tens of thousands of registrants who moved outside the County or were not qualified to vote. The Board has also used these programs to designate hundreds of thousands of registrants as inactive and since December 2000 has cancelled hundreds of thousands of inactive registrants who have failed to appear to vote or update their records during the period beginning with the date of the NVRA 8(d) notice and ending after the second federal general election after the notice.

WHEREAS, since June 1995, the Board has also used change of address information from the Pennsylvania Department of Transportation to update the addresses of approximately 280,000 registrants who have changed residence within the County and to remove approximately 114,000 registrants who changed residence to an address in another Pennsylvania County and transferred these records to the Registration Commission of the registrant's new county.

WHEREAS, since 1995, the Board has used information provided by the Pennsylvania Department of Health to remove the names of approximately 120,000 deceased registrants from its files of eligible voters.

TERMS OF SETTLEMENT

NOW, THEREFORE, in the spirit of cooperation and comity and to avoid the expense and time of litigating the matter, including the planned additional allegations in the amended complaint, the Parties desire to fully and finally settle the Department's claims. The Parties agree the Board shall continue and/or undertake the specific activities set forth in this Agreement to continue and/or enhance its activities to comply with state and federal election law.

In consideration of the mutual promises contained in this Agreement, good and valuable consideration, the receipt and sufficiency of which is acknowledged, the Parties, intending to be legally bound, agree:

Spanish Language Assistance

1. The Board shall make Spanish language assistance available at the Board's principal office at 520 North Delaware Avenue. Trained bilingual election personnel shall be available to answer voting-related questions by telephone without cost (except as such assistance, such as duplication services, also may be at cost when provided in English) during normal business hours and while the polls are open on election days.

2. The Board agrees to recruit, hire, and assign sufficient numbers of persons proficient in Spanish and English, so as to provide effective assistance in the Spanish language, to serve as interpreters during election days, and, to that end, shall, among other outreach efforts, invite recommendations of interpreters from community leaders and from each major political party, and shall urge members of the Advisory Group, as discussed below, to help recruit interpreters.

3. The Board agrees to provide at least one Spanish-language interpreter on election days at each polling place where the Board determines there to be a need for such interpreters through the process set forth in Paragraphs 4-6 of this Agreement.

4. For the May 15, 2007 election, the Board will make at least one interpreter available on election day at each of the divisions listed on the attached Exhibit A. For each of the divisions listed on the attached Exhibit B, except for the May 15, 2007 election and elections that are not expected to have high turnout (see Paragraph 6 below), the Board will make available at least two interpreters on election day. The Parties recognize, however, that it may be difficult to assure that two interpreters are available at each of the divisions listed on Exhibit B for the May 15, 2007 election; for that election, best efforts will satisfy the Board's obligations to provide two interpreters at the divisions listed on Exhibit B. For the consolidated divisions listed on the attached Exhibit C, the Board will make available at least one interpreter on election day for each two consolidated divisions.

5. Starting in June 2007, and thereafter on an annual basis, the Board will request that the Philadelphia School District, the Philadelphia Department of Human Services ("DHS"), and the Philadelphia City Planning Commission identify geographic areas in the City where there has been a material increase in services for Spanish-speaking persons or migration of Spanish-speaking persons. The Board will review and discuss with the Advisory Group information, to the extent available and useful, provided by the Philadelphia School District, DHS, the Planning Commission, the Department, the U.S. Census, voter registration records, local elected leaders, and local community leaders, and will make appropriate adjustments based upon reliable information.

6. The Board may adjust bilingual assistance at specific polling places in light of reliable information that the actual need for language assistance in such polling place is lesser or greater than as enumerated by the above standards. For the duration of this Agreement, a determination

to eliminate or reduce interpretation at a polling place shall only be made with the consent of the Department or, in the event the Department objects, the Court. The Parties recognize that the need for the assistance of a second interpreter at the polling places identified on Exhibit B will vary according to turnout and the Department will consent to reduce the number of interpreters from two to one at the polling places listed on Exhibit B for elections that are not expected to have high turnout, and to increase the number where there is reliable information that additional assistance is needed.

7. The Board shall develop a policy to assure that Polling Place Officials who are assigned by the Board to satisfy its obligations under Paragraph 3 of this Agreement are able to understand, speak, write, and read Spanish proficiently. Within 30 days of the date of this Agreement, the Board shall provide the Department with a detailed draft of such policy, which shall include the process to assure that Polling Place Officials who are assigned by the Board to satisfy its obligations under Paragraph 3 of this Agreement are familiar with Spanish language election terms. The Department shall have seven days to review the draft and provide comments to the Board. If the Board and the Department are unable to agree within seven days thereafter on the contents of the policy, either party may approach the Court for resolution.

8. The Board shall instruct Polling Place Officials to post signs prominently in both English and Spanish at all polling places stating that Spanish language assistance is available and, where such assistance is by other than a Spanish-proficient Polling Place Official, how such assistance can be obtained.

Translation and Dissemination of Election-Related Materials

9. The Board shall employ its best efforts to use materials in English and Spanish provided by the Commonwealth of Pennsylvania to the extent such signage is available. To the extent such election-related materials are not provided by the Commonwealth, the Board shall have all election-related materials, such as registration or voting applications and notices, voting instructions, notices of availability of assistance, and ballots, professionally translated into Spanish, or, where appropriate, develop comparable Spanish-language equivalents reasonably calculated to achieve specific goals in a manner comparable to that provided to the English-speaking population.

10. The Board shall update the checklist used to identify each written or printed item of election information that the Board makes available to the public at each polling place, including each item that the Help America Vote Act requires to be posted. The Judge of Elections for each polling place shall be instructed to complete and sign this checklist or, where appropriate, provide written explanation for a failure to do so. The Board agrees to maintain for 22 months a record of each completed and signed checklist.

11. The Board shall, in consultation with the Advisory Group, design and implement a program to ensure that Spanish language election information, materials, and announcements shall be distributed to the media and in paid media placements in the appropriate Spanish-language venues. These announcements need not be identical in all respects to English language announcements, but shall provide substantially the same information and be in the form,

frequency, and media reasonably calculated to achieve effective notice and understanding comparable to that provided to the English-speaking population.

Assistors of Choice

12. The Board shall provide training and information to Polling Place Officials that they must allow any voter who requires assistance to vote by reason of blindness, disability or inability to read or write to be given assistance by a person of the voter's choice, other than a Judge of Election, the voter's employer or agent of that employer or officer or agent of the voter's union.

13. The Board shall train and provide information to Polling Place Officials that, when any limited English proficient Spanish-speaking voters, who are either blind, disabled, or cannot read or write English, select a Polling Place Official as their assistor of choice, the voters should receive assistance from a Spanish-proficient Polling Place Official if one is available at that location.

Registration List Maintenance

14. The Department shall share with the Board information from the Death Master File of the Social Security Administration ("SSA") concerning deceased persons having a Philadelphia County address. The Department shall provide this information in an electronic text format on a CD or DVD. To the extent available, the information from the Social Security file shall include the last name, first name, middle initial, and suffix; date of birth; Social Security number; the date of death; the SSA address of record for the individual at the time of death; the last SSA Philadelphia address of record for the individual; the last SSA Pennsylvania address of record for the individual; and the address from the Philadelphia files of eligible voters for each person the Department contends is deceased yet still on the Philadelphia voter rolls. The Parties agree that, to the extent the requested data items are unavailable, such unavailability may limit the data's usefulness to the Board. The Board will use this previously unavailable and non-mandatory information to search its files of eligible voters. Within 90 days after the first election after receiving this information, the Board shall, in a manner consistent with Pennsylvania election law, review its files of eligible voters and attempt to confirm and remove any registrants found on the Board's files of eligible voters where the Board is able to confirm the registrant is deceased.

15. So long as the data referenced in Paragraph 14 is provided on or before May 31, 2007, the Board shall provide a report to the Department on or before November 1, 2007, with the names and appropriate identifying information of all registrants who were, by reason of being deceased, deleted from the registration list between January 1, 2007 and the date the report is generated.

16. It shall be the policy of the Board to use all mandatory and reasonably available optional voter update and removal programs and: (1) act on state-provided information obtained from the statewide voter registration database regarding voters who may have become ineligible, such as potential deaths; (2) research, confirm and act on other specific information provided in writing

by Polling Place Officials, or a member of a voter's household who calls into question a voter's continued residency or eligibility to vote; (3) use information from non-forwardable Voter Identification Cards returned as undeliverable by the United States Postal Service to investigate by a canvass to identify and remove ineligible registrants by visiting buildings and other location a registrant's qualifications under Pennsylvania law, consistent with Section 8(f) of the NVRA and state law; (4) send a forwardable confirmation notice under Section 8(d) of the NVRA to all voters identified through the statewide voter registration database NCOA voter removal program who may have moved outside of the Board's election jurisdiction or for whom there is no forwarding information; (5) send a forwardable confirmation notice to any registered elector who has not voted nor appeared to vote during any election, or contacted the Board in any manner, and whose contact resulted in a change in his or her voter record; (6) place voters who do not respond to the confirmation notice into an inactive status that will indicate the date they were placed in such status; (7) remove inactive voters who fail to appear to vote during the period beginning with the date of the confirmation notice and ending after the second federal general election following the date of the confirmation notice or who indicate in writing that they have moved outside of the jurisdiction; (8) ensure that eligible voters on inactive status (a) remain on the voter registration list during the period of the two federal general election cycles following the date the confirmation notice is sent, and (b) are able to cast valid ballots on election day during that period, upon completion of an affirmation, if required under state law; and (9) return eligible inactive voters to active status if they properly reactivate their registration. The Board shall notify the Department in writing of any change in the policy set forth in this paragraph.

Polling Place Official Training and Oath of Undertaking

17. The Board will encourage all Polling Place Officials to attend election training. That training must include detailed discussions and written materials regarding the Voting Rights Act, including: (i) the legal obligation and means to make Spanish language assistance and materials available to voters, (ii) the procedures and guidelines for providing such assistance, (iii) the requirement that Polling Place Officials be respectful and courteous to all voters regardless of race, ethnicity, color, or language abilities and to avoid inappropriate comments, and (iv) the requirement to allow voters, who are disabled, or cannot read or write English, to select any person of their choice, other than a Judge of Election, the voter's employer or an officer or agent of the voter's union, to assist them with the voting process. Moreover, the training must cover the right of each voter, pursuant to Section 301 of HAVA and the Pennsylvania Constitution, to vote privately and independently, and the procedures for setting up and operating accessible machines and the requirement to post all HAVA-required signs, in English and Spanish, so that all voters can easily view such signs. The Board will retain a list of those who have attended training.

18. To be eligible to serve as a Polling Place Official in specific capacities, an individual must take the appropriate oath of office under 25 Pa. Stat. Ann. §§ 2677-80. Beginning with officials trained after May 1, 2007, for the May 15, 2007 election, and for all training provided thereafter, the Board shall require that Polling Place Officials also, at the time they receive training, swear or affirm on an appropriate form that they are aware of and will comply with all of their obligations under federal law, including the legal obligation and means to make Spanish language assistance and materials available to voters and the parameters of such assistance; that they will treat all voters equally and with respect; take any and all reasonable steps to ensure that

the polling place is free from intimidation or coercion; honor the candidate and other ballot choices of all voters who receive assistance in marking their ballots and, allow voters requiring language assistance to choose any person to assist them, other than their employer or union representative, consistent with Section 208 of the Voting Rights Act.

Spanish Language Election Program Coordinator

19. The Board shall designate an individual to coordinate the Board's Spanish language election program (the "Spanish Language Coordinator") for all elections in the City. The Board shall provide the Spanish Language Coordinator with support sufficient to meet its goals for the program. The Spanish Language Coordinator shall be able to understand, speak, write, and read both Spanish and English fluently, or shall have subordinates with those abilities. The Spanish Language Coordinator shall work under the supervision of the Board and his or her responsibilities shall include, but are not limited to: (i) coordinating efforts to ensure that all ballots and other election information are translated properly; (ii) developing and overseeing the bilingual Spanish language election publicity program, including the selection of appropriate Spanish language media for notices and announcements; (iii) identifying the need for, recruiting and assigning Spanish language interpreters for all elections; (iv) developing and overseeing the presentation in English of the bilingual-related elements of the Board's election training program for all Polling Place Officials to ensure compliance with the requirements of this Agreement and applicable federal and state law; and (v) managing any other aspect of the Spanish bilingual program that is required by this Agreement and applicable federal or state law.

20. The Spanish Language Coordinator shall keep, maintain for 22 months, and hold available for reasonable inspection and copying at the Board's office a record of information used to publicize Spanish-language election information, announcements and notices, including all materials that are provided to the Advisory Group pursuant to paragraph 23 of this Agreement.

Response to Complaints

21. The Board, upon receipt of complaints, whether oral or written, agrees to investigate expeditiously any allegations of Polling Place Officials' illegal or materially inappropriate conduct toward voters or failures to follow federal election law. Where there is credible evidence that a Polling Place Official has engaged in illegal or materially inappropriate treatment of voters, or failed to follow federal election law, the Board shall take reasonable efforts to prevent future offenses by such official. As appropriate under the circumstances of each case, such efforts may include counseling, in-person instruction, refusal to reappoint an Appointed Polling Place Official, seeking a judicial order to remove an Elected Polling Place Official, and referral of potentially criminal acts to the District Attorney.

Advisory Group

22. The Advisory Group shall assist the Board in its Spanish language election program. There shall be open meetings of the Advisory Group at least quarterly through 2008, including one such meeting no less than 45 days in advance of each primary and general election. The Advisory Group will address at least the following issues: voter registration, conduct of Polling

Place Officials/need for bilingual Polling Place Officials, and voter education and information. The Advisory Group will consider channels of communication and make recommendations to the Board regarding dissemination of election information. To further the purposes of the Advisory Group, it may establish subcommittees that are open to all interested individuals and organizations. The chairperson of the Advisory Group shall provide notice of all planned meetings, including the time and location for the meeting, at least seven days in advance of such meeting, although members of the Advisory Group may agree to waive or shorten this time period as necessary. Notices of open meetings shall be provided to the Department, and publicized to appropriate language media and community groups. The chairperson may fix the topics of such meetings and shall, where a topic is fixed, provide in advance a general agenda of such meetings. The chairperson shall regularly provide a written summary of the proceedings of the Advisory Group to all members of the Board.

23. The Board shall make available to all members of the Advisory Group copies, in English and Spanish, of all appropriate election information, announcements, and notices that are provided or made available to the electorate and general public.

Accessible Voting Machines

24. The Board shall ensure that each polling place has at least one voting machine designed for the use of those with accessibility needs in accordance with the 2002 Voluntary Voting System Standards adopted by the United States Election Assistance Commission ("Accessible Voting Machines"). The Board shall instruct its machine inspectors to assure that at least one such Accessible Voting Machine, including any feature intended to allow voters with disabilities to vote privately and independently, is fully operational at each polling place before the opening of the polling place. Training for Polling Place Officials shall include how to ensure the appropriate Polling Place Official provides effective assistance such that the appropriate Polling Place Official may assist voters. The Board shall instruct Polling Place Officials not to in any way specifically discourage, delay, or interfere with any voter who requests the use of an Accessible Voting Machine. To the extent that the Board is made aware that an Accessible Voting Machine is not fully operational when a polling place opens, the Board shall take prompt and appropriate measures to make the machine operational and will keep a record if no Accessible Voting Machine is available at any division for a period of 90 minutes or more during hours that such polling place is open.

Evaluation of Plan

25. The Parties recognize that regular and ongoing reassessment may be necessary to provide the most effective and efficient Spanish language election program. The Board shall reevaluate its election procedures and programs after each election to determine which aspects of the programs are functioning well, whether any aspects need improvement, and how to affect needed improvements. The Agreement may be adjusted by agreement of the Parties.

Dismissal of Action

26. The Parties stipulate and agree to the dismissal of all of the Department's claims raised in the complaint and the amended complaint, and of all other claims related to the conduct of the polls that could have been brought, as of the date of this Agreement, under the Voting Rights Act of 1965, as amended, the Help America Vote Act of 2002, the National Voter Registration Act of 1993, and any other federal law to the extent such laws address conduct of elections; provided, however, that: (1) this Agreement does not resolve, limit, preclude or implicate any claims the Department may have regarding the physical accessibility of the Defendants' polling places under the Americans with Disabilities Act or other federal law; (2) this Agreement does not resolve, limit, preclude, or implicate any criminal charges; (3) nothing in this Agreement will prevent the Department from bringing new claims against anyone based on conduct in future elections during the term of this Agreement, so long as the Department first exhausts the dispute resolution procedures of Paragraph 28; and (4) nothing herein shall be interpreted to diminish or enhance the use of any evidence of events occurring before the date of this Agreement, which use is governed by the Federal Rules of Evidence.

27. Contemporaneous with the signing of this Agreement, the Department shall provide Defendants with a signed Stipulation of Dismissal with Prejudice in the form attached as Exhibit D. The amended complaint shall be filed within three business days of the Effective Date. Defendants shall promptly sign the Stipulation of Dismissal, and file it after the amended complaint has been filed.

Dispute Resolution

28. Before filing any complaint, motion, or other pleading concerning the Defendants' failure to conduct any activity, or to refrain from any activity, covered by this Agreement, or sending any letter to the Court, the Department must take certain steps: (a) expeditiously investigate and verify such information and the Defendants will reasonably cooperate with and assist the Department as it does so (for the avoidance of doubt, reasonable cooperation does not include waiver of any claims to privilege or provision of any information requested in a broad and sweeping manner); (b) give specific written notice within 30 days to the Board of any credible allegation violation of the Voting Rights Act, HAVA, the NVRA, or any other applicable election-related law that the Department reasonably believes can be substantiated, including a detailed statement of the factual basis for any alleged violations or objections and all related information gathered by the Department; (c) make appropriately senior personnel reasonably available to participate in at least one face-to-face meeting in Philadelphia to attempt in good faith to resolve any differences; and (d) allow the Board 30 days to cure any purported violations (or in the case of past violations to take remedial or preventative efforts), or such other time as is reasonable and necessary in light of the imminence of an election day. The Board will provide information to the Department that has been reasonably requested to assist and cooperate with the Department in its investigation; provided, however, that the Board's alleged failure to provide such information shall not be grounds for the Department to fail to take the steps outlined in this provision before filing any complaint, motion, or other pleading, or sending any letter to the Court. Nothing in this paragraph, however, shall in any way bar the United States from pursuing appropriate criminal sanctions against any individual Polling Place Official for alleged wrong-doing in connection with the conduct of any election.

Department Assistance

29. The Department agrees to provide reasonable guidance to the Board, including but not limited to, guidance about model policies in other jurisdictions and demographic information to the extent that it is not otherwise reasonably available to the Board.

Other Provisions

30. The terms of this Agreement apply to all federal, state, and local elections that are administered by the Board to the extent it is consistent with the Voting Rights Act, HAVA and the NVRA and any other applicable election law. Were the Board to enter into an election services contract with any other entity, the Board would require such entity to agree to abide by the terms of this Agreement as if such entity were a party to it, as consistent with applicable law.

31. This Agreement is final and binding between the Parties and their successors in office regarding the matters described in paragraph 23. This Agreement shall expire on July 1, 2009.

32. The Parties shall jointly move the Court to retain jurisdiction over the case until July 1, 2009, and agree that the Court shall have the authority to enforce each of the terms of this Agreement.

33. The Parties agree that no Party shall be in breach of this Settlement Agreement due to causes beyond such Party's control, including acts of God, acts of terrorism, floods, fires, accidents, wars, or civil insurrection.

34. The Department may request federal monitors for any election during the term of this Agreement by providing a written request for such monitors to the City Solicitor of the City at least 30 days before such election or, for the May 15, 2007 election, within five days of the Effective Date. The City anticipates that it will approve such monitors in a manner consistent with its historic practice.

35. Nothing in this Agreement shall be construed as an admission of liability by the Department, the Board, the City, or any of their employees, officers, directors, Board members or other elected or appointed officials, agents, or representatives.

36. This Agreement, including all attachments hereto, represents the entire Agreement and understanding between the Parties regarding the subject matter hereof and supersedes any and all prior and contemporaneous agreements, representations, understandings and negotiations between the Parties hereto, whether oral or written, with respect to the subject matter hereof.

37. The Agreement may be executed in any number of counterparts, each of which shall be deemed an original, but all of which taken together shall constitute one and the same document.

38. Any notice to the Department under this Agreement shall be directed to the Chief of the Voting Section of the United States Department of Justice. Any notice to the Board under this

Agreement shall be directed both to the City Solicitor and to Abbe F. Fletman, Flaster/Greenberg, P.C., Eight Penn Center, 1628 JFK Blvd., 15th floor, Philadelphia, PA 19103.

IN WITNESS WHEREOF, the Parties, by their duly authorized representatives, have executed this Agreement as of the Effective Date set forth above.

For Plaintiff:

WAN J. KIM
Assistant Attorney General
Civil Rights Division

PATRICK MEEHAN
United States Attorney
VIVECA D. PARKER
Assistant United States Attorney

_____/s/_____
M. ERIC EVERSOLE
Trial Attorney
JOHN TANNER
Chief, Voting Section
SUSANA LORENZO-GIGUERE
ROBERT POPPER
Special Litigation Counsel
SEAN W. O'DONNELL
VERONICA SEUNGWON JUNG
DONALD L. PALMER
PUJA A. LAKHANI
Trial Attorneys
United States Department of Justice
Civil Rights Division,
Voting Section
950 Pennsylvania Avenue NW
Room NWB-7254
Washington, D.C. 20530
Telephone: (202) 305-0827
Facsimile: (202) 307-3961
susana.lorenzo-giguere@usdoj.gov
eric.eversole@usdoj.gov

For Defendants:

_____/s/_____
ROMULO L. DIAZ, JR.
City Solicitor
MARK R. ZECCA
KEVIN GREENBERG
City of Philadelphia
1515 Arch Street, 17th Floor
Philadelphia, PA 19102
ABBE F. FLETMAN
Flaster/Greenberg, P.C.
Eight Penn Center
1628 JFK Blvd., 15th floor
Philadelphia, PA 19103

DENISE J. SMYLER
Smyler & Gentile
109 South 22nd Street
Philadelphia, PA 19103

EXHIBIT A**Wards and Divisions Where One Spanish-Speaking Interpreter
Will Be Assigned Pursuant to Paragraph 4 of the Agreement**

<u>Ward</u>	<u>Divisions</u>	<u>Ward</u>	<u>Divisions</u>
1	6, 7, 10	33	1-6, 8-18, 20-24
5	13, 16, 23	35	9, 12, 18-19, 21-22, 30
7	2 - 21, 23	37	10, 13-15, 19-21
8	26	42	1-3, 5-6, 9-10, 12, 14- 21, 23-24
14	7, 9, 10	43	3, 5-6, 13-22, 24-25
15	3, 10, 11, 16	45	8-11, 13-14, 16-19
18	1, 3, 8, 9, 13-17	49	1, 6, 9, 10
19	1-19	53	2
20	1, 2, 4, 5, 8, 10	54	4
23	1-3, 10-12, 15-16, 22- 23	61	1, 3, 4, 7, 8, 12, 18
25	9, 13-21, 23	62	1, 5, 7, 9, 13
31	1-2, 8, 9, 11, 12		

EXHIBIT B**Wards and Divisions Where Two Spanish-Speaking Interpreters
Will Be Assigned for Anticipated High-Turnout Elections
Pursuant to Paragraphs 4 and 6 of the Agreement**

<u>Ward</u>	<u>Divisions</u>
7	1, 22
23	11
33	7, 19
37	16, 17, 18
42	4, 8, 11, 13, 22
43	2, 4, 7, 8, 11, 12

EXHIBIT C

**Consolidated Precincts Where One Spanish-Speaking Interpreter
Will Be Assigned to Cover Multiple Divisions Pursuant to Paragraph 4
of the Agreement**

<u>Ward</u>	<u>Divisions</u>	<u>Ward</u>	<u>Divisions</u>
1	14 & 15	49	2 & 13; 14 & 22
5	15 & 17	53	1 & 3; 4 & 6; 7 & 8; 12 & 23; 13 & 16
23	4 & 8; 6 & 7; 20 & 21	54	2 & 3; 6 & 7; 9 & 13; 11 & 12
25	11 & 22	61	6 & 13; 10 & 20; 11 & 16; 14 & 15; 19 & 26
35	7 & 8; 10 & 11; 15 & 17 23 & 24; 27 & 29	62	10 & 11; 18 & 19; 21, 23, & 24
41	1 & 2	65	5 & 6

EXHIBIT D

IN THE UNITED STATES DISTRICT COURT
FOR THE EASTERN DISTRICT OF PENNSYLVANIA
PHILADELPHIA DIVISION

THE UNITED STATES OF AMERICA,)	
)	
Plaintiff,)	
)	
v.)	CIVIL ACTION NO. 2:06cv4592
)	
CITY OF PHILADELPHIA; and)	
MARGARET TARTEGLIONE, EDGAR A.)	
HOWARD, JOSEPH J. DUDA, in their)	
official capacities as Philadelphia City)	
Comimssioners; and THE PHILADELPHIA)	<u>AMENDED COMPLAINT</u>
COUNTY BOARD OF ELECTIONS,)	
)	
)	
Defendants.)	
)	
)	
)	
)	
)	

STIPULATION OF DISMISSAL WITH PREJUDICE

It is hereby stipulated and agreed that claims of plaintiff, the United States of America, against defendants, the City of Philadelphia, Margaret Tartaglione, Edgar A. Howard and Joseph J. Duda, in their official capacities as Philadelphia City Commissioners, and the Philadelphia County Board of Elections, are hereby **DISMISSED WITH PREJUDICE** and without costs with the consent of all parties.

It is further stipulated and agreed that the Court shall retain jurisdiction over this matter until July 1, 2009, and shall have the authority to enforce the settlement agreement among the parties.

For Plaintiff:
WAN J. KIM
Assistant Attorney General
Civil Rights Division

PATRICK MEEHAN
United States Attorney

For Defendants:

/s/
ROMULO L. DIAZ, JR.
City Solicitor
MARK R. ZECCA
KEVIN GREENBERG
City of Philadelphia

VIVECA D. PARKER
Assistant United States Attorney

/s/

M. ERIC EVERSELE
Trial Attorney
JOHN TANNER
Chief, Voting Section
SUSANA LORENZO-GIGUERE
ROBERT POPPER
Special Litigation Counsel
SEAN W. O'DONNELL
VERONICA SEUNGWON JUNG
DONALD L. PALMER
PUJA A. LAKHANI
Trial Attorneys
United States Department of Justice
Civil Rights Division,
Voting Section
950 Pennsylvania Avenue NW
Room NWB-7254
Washington, D.C. 20530
Telephone: (202) 305-0827
Facsimile: (202) 307-3961
susana.lorenzo-giguere@usdoj.gov
eric.eversole@usdoj.gov

1515 Arch Street, 17th Floor
Philadelphia, PA 19102
ABBE F. FLETMAN
Flaster/Greenberg, P.C.
Eight Penn Center
1628 JFK Blvd., 15th floor
Philadelphia, PA 19103

DENISE J. SMYLER
Smyler & Gentile
109 South 22nd Street
Philadelphia, PA 19103

SO APPROVED:

**NINETY-SEVENTH
ANNUAL REPORT
OF THE CITY
COMMISSIONERS
TO THE PEOPLE
OF PHILADELPHIA
2002**



CITY OF PHILADELPHIA

CITY COMMISSIONERS
Margaret M. Tartaglione, Chairwoman

Joseph J. Duda

DEPUTY COMMISSIONERS
Renee T. Tartaglione, Chief
Naomi Burgos
Carmille G. McColgan

VOTER REGISTRATION ADMINISTRATOR
Robert Lee, Jr.

OFFICE OF CITY COMMISSIONERS
VOTER REGISTRATION DIVISION
Riverview Place, 5th Floor
520 N. Delaware Avenue
Philadelphia, PA 19123

June 30, 2003

Dear Fellow Philadelphian:

We, the City Commissioners of Philadelphia, present to you our Ninety-Seventh Annual Report covering our activities in the Voter Registration Division and the County Board of Elections of the City Commissioners Office for election year 2002.

The City Commissioners administered voter registration in accordance with the National Voter Registration Act of 1993 (NVRA) and the Pennsylvania Voter Registration Act, codified by Act 3 of 2002. These registration laws provide for expanded voter registration opportunities. Prior to enactment of the NVRA, citizens could only submit voter registration applications in person, by mail, or through third party agents. These registration laws provide the additional methods of voter registration simultaneous with drivers' license applications and renewals (Motor-Voter), and at certain other state government agencies, such as public assistance, and marriage license offices (Agency-Based).

The NVRA and Act 3 also mandate that the Commission use change of address information from drivers license agencies and the U.S. Postal Service to update the records of registered voters who have changed their residence to maintain the currency and accuracy of the files of eligible voters.

The NVRA and Act 3 also provide very detailed requirements for voter registration administration, including the requirement that no names be removed from the files of eligible voters for reasons of failure to vote, or merely because the voter has changed residence. The NVRA and Act 3 mandate complex voter notification and "fail-safe" voting procedures, prior to the removal of the name of any voter who has changed residence.

Registered electors who have changed residence, but have failed to notify the registration commission, are now permitted to return to the polling place of their former address and vote, provided their registration record is still in the district register, or pollbooks. Before voting these registrants must complete an affirmation providing their new address for updating the Commission's records.

Electors who are unable to enter, or operate a voting machine because of a disability, or inability to read or write English, are permitted to declare, in writing, their need for assistance at the polling place on election day. The elector may receive assistance in voting from the person of their choice.

2002 PRIMARY ELECTIONApplications

In accordance with State Law, November 7, 2001 marked the commencement of registration for new applications and change of address or party enrollments. The last day for submitting these applications or changes, in determining eligibility for the May 21st Primary Election was April 22, 2001.

During the period beginning November 7, 2001 and ending with the April 22nd deadline, the City Commissioners received a total of 51,001 voter registration applications. The major source categories of these applications were as follows:

Office / Personal	624
U.S. Mail	10,127
Third Party Delivery	20,009
PA Dept. Of Transportation	15,668
Agency-based	1,620
PennDOT Change of Address into Philadelphia	2,953

PennDOT Change of Address Program

The City Commissioners also received 51,960 change of address records from the Pennsylvania Department of Transportation before the April 22nd deadline. The records of 17,647 voters who changed residence within Philadelphia were transferred to their new election division. The records of 6,021 voters who changed residence outside Philadelphia County were deleted from the files for Philadelphia and transferred to their new county of residence.

Applications and Changes Approved

The City Commissioners approved and processed 58,882 new or change of address applications. An analysis of these approved applications revealed the applicants designated the following political party affiliations: Democrat - 43,418; Republicans - 9,933; Other Parties - 5,531. The City Commissioners also approved and processed 6,205 applications for change of political party enrollments. Of this total, 5,335 electors changed to Democrat; 775 changed to Republican; and 95 changed to miscellaneous party affiliations.

Eligible Voters

In total, the Voter Registration Division of the City Commissioners Office certified the following number of electors as eligible to vote in the May 21, 2002 Primary Election.

DEMOCRATS	763,500
REPUBLICANS	187,420
CONSTITUTIONAL	2,920
NON-PARTISAN	57,421
GREEN	559
LIBERTARIAN	2,920
CONSUMER	233
<u>OTHER PARTIES</u>	<u>6,266</u>
TOTAL ELIGIBLE VOTERS	1,019,579
Active - 799,269	Inactive - 220,310

2002 GENERAL ELECTIONApplications

Following the Primary election, May 22, 2002 marked the commencement of registration for new applicants and change of address or party enrollments. The last day for submitting these applications or changes, in determining eligibility for the November 5, 2002 General Election was October 7, 2002. During the period beginning May 22nd and ending with the October 7th registration deadline, the City Commissioners received a total of 54,229 voter registration applications. The major source categories of these applications were as follows:

Office / Personal	813
U.S. Mail	15,161
Third Party Delivery	20,532
PA Dept. Of Transportation	13,259
Agency-based	1,305
PennDOT Change of Address to Philadelphia	3,159

PennDOT Change of Address Program

Additionally, during this period the City Commissioners received 47,994 change of address records from the Pennsylvania Department of Transportation. The records of 16,757 voters who changed residence within Philadelphia were transferred to their new election division. The records of 5,931 voters who changed residence outside Philadelphia County were deleted from the files for Philadelphia and transferred to their new county of residence.

Applications and Changes Approved

The City Commissioners Office approved and processed 82,207 new and change of address applications for the 2002 General Election. An analysis of these applications revealed the applicants designated the following political party affiliations: Democrat - 59,884; Republican - 13,853 other parties - 8,470.

Additionally, during this period the City Commissioners Office approved and processed 2,834 applications for change of political party enrollments. Of this total, 1,106 electors changed to Democrat; 1,599 changed to Republican; and 129 changed to miscellaneous party affiliations.

Eligible Voters

In total, the Voter Registration Division of the City Commissioners Office certified the following number of electors as eligible to vote in the November 5, 2002 General Election.

DEMOCRATS	766,051
REPUBLICANS	188,912
CONSTITUTIONAL	1,244
NON-PARTISAN	5 8,667
GREEN	747
LIBERTARIAN	2,835
CONSUMER	220
<u>OTHER PARTIES</u>	<u>6,720</u>
TOTAL ELIGIBLE VOTERS	1,025,396
Active: 794,476	Inactive: 230,920

VOTER REMOVAL PROGRAMS

Federal and state voter registration laws require that the Commission conduct annual Voter Removal Programs to maintain the accuracy and currency of the files of eligible voters.

National Change of Address Program

These laws provide that the Commission may use the U.S. Postal Service National Change of Address Program (NCOA) to detect registered voters who have changed their residence.

In May 2002 the Commission contracted with a vendor licensed by the U.S. Postal Service to compare the names and addresses of all 1,017,896 registered voters in the city to the National Change of Address data file to detect electors who may have changed their address. The vendor provided the Commission with approximately 18,361 electors who had been reported as having changed residence within the County in the past two years and 12,562 who changed residence to an address outside the County since May 2001. The NCOA report included 9,489 possible moves without any new address.

During June, the Commission mailed Notice of Change of Address, (NCA) forms to all 40,412 electors, providing a response form and pre-addressed, postage pre-paid envelope for elector confirmation of the change. The Commission mailed a mandated second notice, the Address Verification Notice, (AVN), to 33,119 registered electors who failed to respond to the NCA notices.

The NCOA Voter Removal Program resulted in the following responses and voter file maintenance for the records of:

- 2,756 electors confirmed their continued residence at the address of registration and their records were not changed.
- 2,869 electors who confirmed their change of residence to a new address within Philadelphia remained designated as Active, had their address updated and, if necessary, the record was transferred to their new election district.
- 2,358 electors who confirmed their change of residence to an address outside Philadelphia were deleted from the files of eligible voters.
- 15,442 electors who had been reported as moved to a new address within Philadelphia, and who failed to respond to the NCA and AVN notices, were designated as Inactive, had their address updated and, if necessary, were transferred to their new election district.
- 7,843 electors, who had been reported as having moved outside Philadelphia, and who failed to respond to the NCA and AVN notices, were designated Inactive at the address of registration.
- 5,190 electors who had been reported as possibly moved (NCOA Nixies), without any new address information, failed to respond, were designated Inactive at the address of registration.

The 2002 NCOA program resulted in the designation of 28,475 records as Inactive 2,358 deletions and in-county address updates on 18,311 records.

Address Verification Notices

In addition to the notices triggered by the NCOA program, the City Commissioners, in January & August 2002, mailed Address Verification Notices to:

- registrants whose Voter Identification Card was returned by the U.S. Postal Service as undeliverable, with an indication the registrant had moved.
- registrants who polling place officials indicated on District Register Discrepancy Sheets had moved from the election district to an unknown address.

Investigations by Canvass

The City Commissioners conduct investigations of records for registrants whose voter identification card is returned by the U.S. Postal Service with an indication that the applicant may not have been qualified to register at the address on the date the application was submitted. Registration investigators visit the address of registration to determine eligibility.

In November and December 2001 and January, June, and July, 2002, we investigated 1,043 records, which resulted in the following determinations and corresponding file maintenance:

- 128 of the registrants continued to reside at the address of registration,
- 714 registrants had moved, an address verification notice was mailed and their records were designated Inactive.
- 329 individuals were determined not qualified to register at the address on the date the application was submitted, and their records were cancelled.

Five Year Address Verification Program

Pennsylvania law requires the City Commissioners to mail a Five Year Address Verification Notice to all registrants who have had no contact with the Commission, and have not voted in any election within the last five years.

The Five Year AVN includes a response form, and a pre-addressed, postage paid envelope for the registrant to respond, either confirming their continued residence at the address or providing their new address.

In January 2002, we mailed 55,142 Five Year AVN notices to all registrants who had no contact with the Commission and did not vote in any election during the period January 1, 1997 through December 31, 2001. All 55,142 records were designated Inactive. This program resulted in the following responses and voter file maintenance activities:

- 16,500 notices were returned undeliverable by the Post Office.
- 5,643 electors who confirmed their continued residence at the address of registration were re-designated as Active.
- 1,466 electors who confirmed their change of residence to an address within Philadelphia were transferred to their new election district, designated as Active.
- 619 electors who confirmed their change of address to a residence outside Philadelphia were deleted from the files of eligible voters for Philadelphia.

Inactive Electors

Pennsylvania law requires that the record of any registrant who fails to respond to an Address Verification Notice (AVN) be designated as Inactive. Electors whose records are designated Inactive in the District Registers are eligible to vote only after they have completed and signed an Affirmation of Elector, either confirming their residence at the address of registration, or providing their new address to enable the Commission to update its files of eligible voters.

Fail Safe Voting Provisions

Federal law mandates that registrants who change their residence within the county without notifying the registration office must be permitted to vote, regardless of whether they have been sent, have received, or have responded to an Address Verification Notice.

Pennsylvania law requires that Inactive and "Fail Safe" registrants, who have not had their address updated, must return and vote at the polling place for their former address, where their name is listed in the pollbook of eligible voters.

Inactive Cancellation

Inactive voters who fail to respond, or fail to vote in any election during the time period beginning with the date of the AVN notice and ending on the day after the second General Election for Federal office that occurs after the date of the notice, will have their registration cancelled.

In December 2002 the City Commissioners Office cancelled 119,371 records of registrants who had been mailed an AVN or Five Year Notice more than 90 days prior to the November 2000 General Election. Included were 90,819 records flagged Inactive through the Five Year No Contact Program, 16,412 records that had been flagged Inactive through the NCOA Program and 12,140 records that had been flagged Inactive through various residence verification programs such as Discrepancy Sheets, Undeliverable ID Cards, and Investigations by Canvass.

As of the preparation date of this report, 113,148 Inactive registrants, mailed notices in 2001 and 2002, are scheduled for cancellation in December 2004 unless they respond or vote before November 6, 2004.

NEW ELECTRONIC VOTING SYSTEM

In March 2001 the City signed a Contract with Danaher Controls for procurement of an Electronic Voting System, including 3526 Direct Recording Electronic voting machines, Central and Backup Tabulation Centers and Regional Transmission Centers, all connected via an isolated point to point T1 Wide Area Network (WAN). Delivery began in June 2001 and 2,664 DRE voting machines were delivered by the November 2001 General Election.

Acceptance Testing

By October 2001 City Commissioners personnel had performed warehouse acceptance testing on 2,160 machines and had performed conditional acceptance testing on the computer equipment and communications network. In December 2001, City Commissioners personnel resumed testing the 1,366 remaining voting machines and completed all 3,526 machines in February 2002. City Commissioners personnel were trained on the Danaher Controls Guardian election management software in January 2002. During the last two weeks of February, City Commissioners and Danaher Controls personnel conducted a successful full System acceptance test on all elements of the system. On March 1, 2002 the City Commissioners approved use of the system for conducting the May 2002 Gubernatorial Primary Election.

Pre-Election Vote Tabulation / Network Testing

City Commissioners personnel continued weekly accuracy and load testing and training on the System right up to the weekend before the Election. The test consisted of dispatching 30 employees to seven remote City facilities

Primary Ballot Setup and Production

City Commissioners personnel used the System and Guardian EMS software to setup a complex election database which consisted of 90 different legislative ballot splits or styles and required 1,681 different ballot splits, one for each of the City's election Divisions to accommodate election of approximately 6,000 political party Divisional Committee persons. City personnel entered and proofed data for more than 6,000 candidates and tested each of the 90 ballot styles on the machines, insuring election specific functionality.

Production of the ballot face sheets and memory cartridges for the voting machines was delayed due to litigation over the State's Congressional Reapportionment. On April 26th, City Commissioners personnel were able to begin production, printing 3,428 ballot face sheets in a single day, and producing 3,428 Memory Cartridges in the following six days.

Pre Election DRE Voting Machine Tests

Once City Commissioners technicians installed the election ballot face sheets and cartridges on the appropriate machine, the personnel began pre-election testing using the actual election ballot and cartridge. The test consisted of verifying the functionality of every office and candidate position on all 3,428 machines to be used in the election. Once successfully tested, each machine was closed and sealed.

Independent Pre-Election Ballot Testing

Ten days prior to the May 20th Primary Election, and prior to shipping any machine to the polling place, the City Commissioners provided an opportunity for the Committee of 70, a non-partisan watchdog to randomly select and test the voting machines. The Committee of 70, using volunteers and representatives from the Rendell and Casey Campaigns randomly selected and tested the machines in one voting Division in each of the City's 66 Wards. Once successfully tested, the machines were re-sealed and the contract vendor began delivery to the polling places.

Polling Place Official Training

The City Commissioners instructed their personnel to expand its Pollworker Training Seminars to provide sufficient training on the setup, operation and closing of the polls using the new voting machines. City Commissioners voting machine technicians conducted more than 315 Pollworker training seminars - four weekdays and Saturday each week, for eight weeks, in different sections of the City. Each of the 6,244 Pollworkers who attended the seminars was provided our Pollworker Guide Newspaper and Pollworker Training Video, a 20 minute VHS video tape, both detailing step by step procedures for all voting machine operations. Pollworkers were instructed to review the Guide and watch the tape before the election.

The City Commissioners also made arrangements with the City's Public Property Department - Cable TV unit to air the Pollworker Training Video on each of the seven days preceding the election and notified the Pollworkers by mail of the scheduled air times. Additionally, Danaher Controls conducted two instructional mailings to all Pollworkers in the two weeks preceding the election.

Election Day Pollworker Support at the Polling Place

Commission Chairwoman Margaret M. Tartaglione insisted that the EVS Contract include the requirement that Danaher Controls provide one person for election day support for the Pollworkers at each voting Division polling place. Danaher Controls hired 1,681 Philadelphians as election day assistants and trained them on setting up the machines, opening the polls, activating the machine for voters, closing the polls and obtaining election results. On Election Day these Danaher Controls assistants reported to each of the City's election Division polling places and were available to provide on site assistance to Pollworkers. This support eased pollworker transition to the new machines.

Political Committee Member Training

The City Commissioners and their personnel, recognizing the invaluable assistance that Ward Leaders and Committee persons provide in the conduct of elections, conducted voting machine operation demonstrations at scheduled Democratic and Republican Ward Committee meetings. These stakeholder demonstrations included setting up the machines, opening the polls, activating the machine for voters, closing the polls and obtaining election results. The assistance Committee persons provided pollworkers on election day was an important contributing factor in our successful implementation of the new machines.

Voter Education Program - "Make Your Vote Count"

The City Commissioners, their personnel and Danaher Controls implemented an extensive How to Vote education campaign. During the period from January 14, 2002 through May 15, 2002, Commissioner personnel conducted more than 550 public voting machine Demonstrations during which approximately 30,000 citizens voted on the machines. Commission personnel took the voting machines throughout every Ward in the City conducting demonstrations seven days a week. The demonstrations were conducted at wide variety of events and locations including all of the City Libraries and Health Centers, many recreation centers, schools and public offices; senior citizens meetings, churches, civic and community association meetings; and union meetings.

The City Commissioners distributed "Make Your Vote Count" voter pamphlets at all machine demonstrations and to many City facilities for public distribution and posted the voting instructions on its website. Danaher Controls produced and distributed "Vote, It's Easy" public service announcement videos, and placed paid radio ads and advertisements in local community papers in the two weeks preceding the election. The City Commissioners also placed "Make Your Vote Count" advertisements in every newspaper in the City. Full page voting instruction ads were printed in the Philadelphia Inquirer and Daily News the day before the election and in the Philadelphia Tribune, Al Dia and every local community newspaper in the last issue preceding the election.

2002 SUMMARY

For election year 2002, during the period November 7, 2001 through November 5, 2002, the City Commissioners Office successfully performed a city wide implementation of a new Danaher Controls electronic voting system, and successfully conducted two elections using 3,428 new Danaher Controls DRE voting machines in 1,681 voting districts in which a total of 733,000 votes were cast.

The office also received 105,230 voter registration applications from various sources, including 99,954 change of address records from the Pennsylvania Department of Transportation and 40,412 change of address records from the U.S. Postal Service. The City Commissioners Office approved and processed 141,089 new or change of address applications and 9,039 change of political party enrollments.

In addition to the cancellations through the Voter Removal Programs, the City Commissioners also removed from its files the prior records of 44,390 electors who re-registered within Philadelphia; the records of 10,657 deceased electors; 2,386 records of electors for whom notification was received confirming re-registration outside Philadelphia, and 85 records of electors who requested to be removed from the files

Included in this report is a citywide comparative table of registration statistics as of November 5, 2002 and election results for the office of Governor, by Ward and Division, for the 2002 General Election. The report also includes citywide totals for voter turnout, and citywide totals for all candidates participating in the 2002 Primary and General Elections.

Briefly, the 2002 General Election returns for Governor in Philadelphia were:

MIKE FISHER	REPUBLICAN	59,229
ED RENDELL	DEMOCRAT	339,697
KEN KRAWCHUK	LIBERTARIAN	1,976
MICHAEL MORRILL	GREEN	3,129
WRITE-INS	N / A	61
Total Votes Cast for Governor		404,092

The City Commissioners congratulate the Commission's employees and Danaher Controls personnel for their hard work in successfully implementing the new voting system. The City Commissioners, and the Commission employees would also like to express their sincere appreciation for the work of the City's Ward Leaders, Committee Persons, and Polling Place Officials for their dedication and assistance in educating the voters on using the new voting machines.

The City Commissioners acknowledge the efforts of employees of the City's Law Department, Procurement Department, and Department of Public Property for their assistance in procuring and implementing the voting system.

Finally, the City Commissioners, with sincere appreciation, acknowledges the unfailing cooperation of many political, labor and civic leaders, organizations and the communications media, in the task of informing and encouraging the public to register and vote.


Respectfully submitted,


Margaret M. Tartaglione, Chairwoman


Joseph Duda, Commissioner

Vacant


Bob Lee, Jr., Voter Registration Administrator


Dennis Kelly, Elections Bureau Supervisor

**PHILADELPHIA CITY COMMISSIONERS - VOTER REGISTRATION DIVISION
PRE-NVRA / PVRA FILE MAINTENANCE PROGRAMS & SERVICE LEVELS: 1991 - 1994**

Elect. Year*	Applications Received A	Reregistration in Phila Deletes B	Non-Vote Purge Deletes C	Residence Check Notices Mailed D	Canvass & Investigations Deletes E	Deceased Deletes F	Notification Registered O/C-Deletes G	TOTALS Transfers In County Deletes Phila Files
1991	198,000	75,000	193,346	229,261	17,490	N/A **	N/A **	N/A 285,836
1992	258,000	98,000	53,616	193,722	9,400	N/A **	N/A **	N/A 161,016
1993	56,000	21,000	44,776	134,678	14,407	N/A **	N/A **	N/A 80,183
1994	126,000	45,275	75,871	131,411	15,907	6,681	2,404	N/A 146,138
Totals	538,000	238,275	367,519	609,072	57,204	6,681	2,404	N/A 673,973

PRE-NVRA / PVRA PROGRAM LEGEND:

Column Description

- A Applications to register or change address or party from all sources except PennDOT or Postal Service Change of Address Programs.
- B Deletion of prior registration record upon new application within Philadelphia County
- C Deletion for failure to vote in five consecutive elections; Prohibited by law since January 1, 1995.
- D Mass Mailing verifying the address of voters; entire county once every four years. Amended by law, effective January 1, 1995 to entire county once every year.
- E 1991-1994: Residence Check Cancellations as a result of investigation finding that voter no longer resided at address of registration, triggered by Residence Check Cards returned as undeliverable. Prohibited since January 1, 1995.
- F Deletion of records based upon Death Notices from the Pennsylvania Department of Health or other information that resulted in an investigation that confirmed the elector's death.
- G Deletions based upon notification from another jurisdiction that the voter had moved and re-registered in their new county.

Notes: * Election Year begins and ends in November, beginning the day after General Election and concluding on the date of the next General Election.
** Philadelphia County began computerized tracking of deleted records in February, 1994.

**PHILADELPHIA CITY COMMISSIONERS - VOTER REGISTRATION DIVISION
 NVRA / PVRA / ACT 3 FILE MAINTENANCE PROGRAMS & SERVICE LEVELS: 1995 - 2002**

Elect Year	Applic Received A	Registration in Phila Deletes B	Canvass & Investigations Deletes E	Deceased Deletes F	Notification Registered O/C-Deletes G	PendDOT COA Received H	PendDOT COA Phila Transfers I	PendDOT COA O/C Deletes J	NCOA COA Phila Rec'd K	NCOA COA Phila Transfers L	NCOA COA O/C Deletes M	Inactive Deletes 2nd Fed O	Five Year AVN Phila Transfers P	Five Year AVN O/C Deletes Q	TOTALS Transfers In County Deletes Phila Files	
1995	128,872	49,132	Fed. Court	9,943	3,091	33,000	5,791	3,210	---	---	---	---	Fed Court	Fed Court	5,791	65,376
1996	216,667	84,972	Fed. Court	7,812	4,886	96,274	17,832	9,378	---	---	---	---	Fed Court	Fed Court	17,832	107,848
1997	77,937	38,874	Fed. Court	11,284	3,274	90,042	21,994	10,135	---	---	---	---	Fed Court	Fed Court	21,994	63,767
1998	85,512	38,594	13	7,676	2,448	85,015	24,237	10,254	58,105	27,446	3,229	---	Fed Court	Fed Court	51,703	62,314
1999	138,963	55,839	263	16,753	2,211	88,651	25,558	10,670	29,389	11,544	2,862	---	---	---	37,102	88,598
2000	154,700	58,260	416	13,360	2,340	97,733	29,271	11,750	31,630	12,081	3,384	22,540	3,090	1,199	44,442	113,249
2001	81,483	34,160	553	11,068	2,137	95,573	30,210	10,835	39,345	20,074	2,864	0	1,916	373	52,200	61,990
2002	105,230	44,290	329	10,658	2,386	99,954	34,404	11,592	40,412	17,957	2,358	119,371	1,466	619	53,827	191,374
Total	989,364	404,221	1,574	86,654	22,873	686,242	189,297	77,924	197,881	89,102	14,697	141,911	6,472	2,191	284,971	753,716

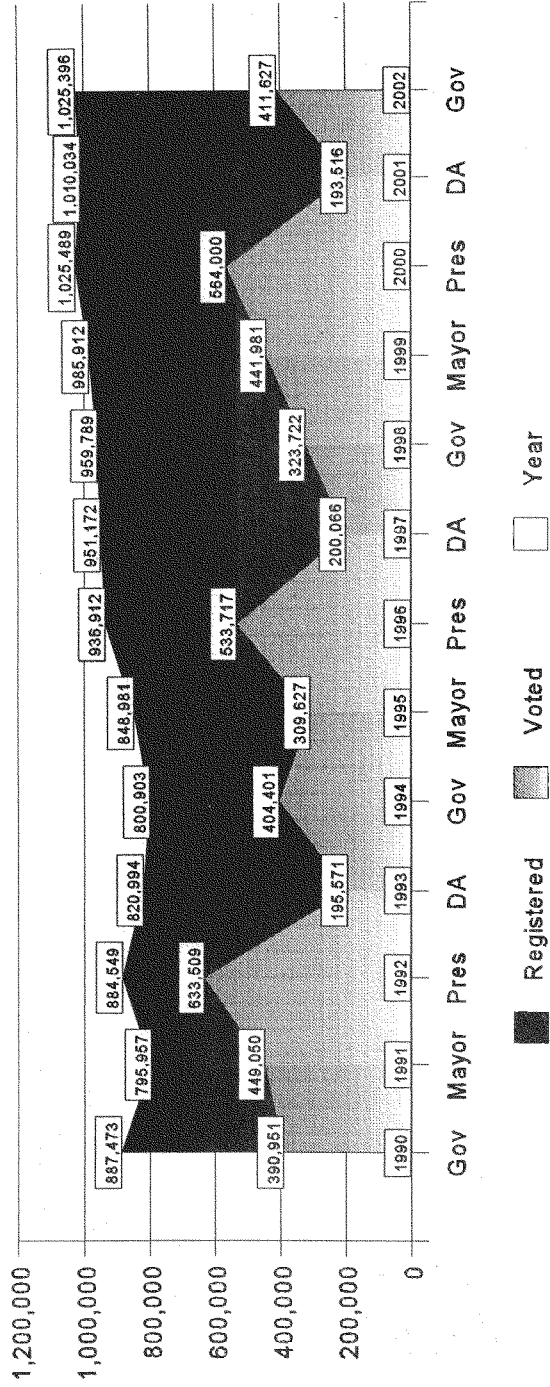
LEGEND - NVRA / PVRA Programs:

- A** Applications to register or change address or party from all sources except PendDOT or Postal Service Change of Address Programs.
- B** Decision of prior registration record upon new application finding applicant was not qualified at time of application, triggered by Voter Identification Cards returned as undeliverable. Effective September, 1998
- E** Canvass Cancellations as a result of investigation finding applicant was not qualified at time of application, triggered by Voter Identification Cards returned as undeliverable. Effective September, 1998
- F** Deletion of records based upon Death Notices from the Pennsylvania Department of Health or other information that resulted in an investigation that confirmed the elector's death.
- G** Deletions based upon notification from another jurisdiction that the voter had moved and re-registered in their new county.
- H** Change of Address (COA) records that Philadelphia residents submitted to the Pennsylvania Department of Transportation; Effective June, 1995
- I** Transfer of voter records to new voting districts in Philadelphia (JC) based upon information that the voters had submitted a Change of Address (COA) with the Pennsylvania Department of Transportation; Effective June, 1995
- J** Deletion from Philadelphia files and transfer of voter records to new county (O/C) based upon information that the voters had submitted a Change of Address with the Pennsylvania Department of Transportation; Effective June, 1995
- K** Change of Address (COA) records for Philadelphia voters on file in the U.S. Postal Service' National Change of Address (NCOA) data file.
- L** Transfer of voter records to new voting districts in Philadelphia based upon information from the NCOA Program that the voter had moved to a new address in Philadelphia (JC); Implemented June, 1998
- M** Deletion of voter records upon confirmation by the voters that they had moved to the NCOA supplied address outside of Philadelphia County (O/C); Implemented June, 1998
- O** Deletion of voter records upon failure to respond to Address Verification Notice AND failure to vote in any election up to and including 2nd Federal Election after date of notice and inactive designation.
- P** Transfer of voter records to new voting districts in Philadelphia (JC) based upon response to Five Year AVN notice. Implemented June, 2000.
- Q** Deletion of voter records based upon response to Five Year AVN confirming a change of residence to an address outside Philadelphia. Implemented June, 2000.

Notes: * Election Year begins and ends in November; beginning the day after General Election and concluding on the date of the next General Election.

PHILADELPHIA REGISTRATION & VOTING - 1990 - 2002

Registered Voters & Votes Cast - General Elections



PHILADELPHIA CITY COMMISSIONERS - VOTER REGISTRATION DIVISION
 VOTER TURNOUT STATISTICS REPORT - CITYWIDE

PRIMARY ELECTION - MAY 21, 2002

	<u>REPUBLICANS</u>	<u>DEMOCRATS</u>	<u>CONSUMERS</u>	<u>NON-PART</u>	<u>OTHER</u>	<u>TOTAL</u>
ELIGIBLE	187,083	762,167	233	57,421	10,992	1,017,896
VOTED	31,363	285,425	37	3,817	873	321,515
PERCENT	16.7	37.0	15.8	6.6	7.9	31.5
	<u>MALES</u>	<u>FEMALES</u>	<u>GENDER UNKNOWN</u>	<u>WHITES</u>	<u>OTHER</u>	
ELIGIBLE	249,461	327,606	440,829	311,615	378,346	
VOTED	87,412	128,512	105,591	110,795	99,954	
PERCENT	35.0	39.2	24.0	35.5	26.4	

GENERAL ELECTION - NOVEMBER 5, 2002

	<u>REPUBLICANS</u>	<u>DEMOCRATS</u>	<u>CONSUMERS</u>	<u>NON-PART</u>	<u>OTHER</u>	<u>TOTAL</u>
ELIGIBLE	188,912	766,051	220	58,667	11,546	1,025,396
VOTED	69,914	326,005	68	12,872	2,768	411,627
PERCENT	37.0	42.5	30.9	21.9	23.9	40.1
	<u>MALES</u>	<u>FEMALES</u>	<u>GENDER UNKNOWN</u>	<u>WHITES</u>	<u>OTHER</u>	
ELIGIBLE	247,244	324,810	427,455	312,632	387,292	
VOTED	108,584	156,455	51,560	149,630	135,409	
PERCENT	43.9	48.1	12.1	45.9	34.9	

PHILADELPHIA COUNTY

CITY COMMISSIONERS

COUNTY BOARD OF ELECTIONS

2002 PRIMARY ELECTION BALLOT CERTIFICATION REPORT

MAY 21, 2002

BALLOT POSITION AND ELECTION RESULT SECTION PART I
OFFICE POSITIONS SHALL APPEAR ON VOTING MACHINE OR PAPER BALLOT IN SAME ORDER AS LISTED

* * REPUBLICAN PRIMARY * *
GOVERNOR

MIKE FISHER
128 LOCUST ST
HARRISBURG
PA 17101
COUNTY: ALLEGHENY
MUNIC: UPPER ST CLAIR
DISTRICT 000
TWENTY THREE THOUSAND
EIGHT HUNDRED EIGHTY FOUR

INSERT VOTE
IN DIGITS: 23,884

PENNSYLVANIA
DEPARTMENT OF STATE
(14:41)

PHILADELPHIA COUNTY (51)
BUREAU OF ELECTIONS
2002 PRIMARY BALLOT CERTIFICATION REPORT

REPORT: 660504
DATE 04/23/2002
PAGE NO. 2

BALLOT POSITION AND ELECTION RESULT SECTION PART I

OFFICE POSITIONS SHALL APPEAR ON VOTING MACHINE OR PAPER BALLOT IN SAME ORDER AS LISTED

* * REPUBLICAN PRIMARY * *

INSERT VOTE
IN DIGITS:

INSERT VOTE IN WORDS:

LIEUTENANT GOVERNOR

DISTRICT 000

JANE M. EARLL
128 LOCUST ST
HARRISBURG

PA 17101
COUNTY: ERIE
MUNIC: FAIRVIEW TWP

NINETEEN THOUSAND
SIX HUNDRED TWENTY SIX

19,626

2002 PRIMARY BALLOT CERTIFICATION REPORT

PENNSYLVANIA
DEPARTMENT OF STATE
(14:41)

PHILADELPHIA COUNTY (51)

BALLOT POSITION AND ELECTION RESULT SECTION PART I
OFFICE POSITIONS SHALL APPEAR ON VOTING MACHINE OR PAPER BALLOT IN SAME ORDER AS LISTED
* * * REPUBLICAN PRIMARY * * *

INSERT VOTE
IN DIGITS:

SENATOR IN THE GENERAL ASSEMBLY DISTRICT 002
VOTE FOR ONE
GARY ADAM FELOMAN
1026 KNORR ST
PHILADELPHIA PA 19111
COUNTY: PHILADELPHIA
MUNIC: WARD 53 DIV 12
FOUR THOUSAND
ONE HUNDRED FORTY FIVE
4,145
SENATOR IN THE GENERAL ASSEMBLY DISTRICT 008
VOTE FOR ONE
JOHN P. MCKELGOTT
107 GLADSTONE RD
LANSDOWNE PA 19050
COUNTY: DELAWARE
MUNIC: LANSDOWNE
SIX HUNDRED TWO
602

BALLOT POSITION AND ELECTION RESULT SECTION PART I

OFFICE POSITIONS SHALL APPEAR ON VOTING MACHINE OR PAPER BALLOT IN SAME ORDER AS LISTED

* * * REPUBLICAN PRIMARY * * * INSERT VOTE IN WORDS: INSERT VOTE IN DIGITS:

REPRESENTATIVE IN THE GENERAL ASSEMBLY	DISTRICT	INSERT VOTE IN WORDS	INSERT VOTE IN DIGITS
ROY W. CORNELL 255 E MONTGOMERY AVE HATBORO PA 19040 COUNTY: MONTGOMERY MUNIC: HATBORO	FIFTY FOUR		54
DENNIS M. O'BRIEN 213 LEONA AVE HUNTINGDON VALLEY PA 19006 COUNTY: PHILADELPHIA MUNIC: WARD 66 DIV 43	TWO THOUSAND NINE HUNDRED THIRTY SIX		2,936
GEORGE T. KENNEY, JR. 14020 TREVISE RD PHILADELPHIA PA 19116 COUNTY: PHILADELPHIA MUNIC: WARD 58 DIV 20	TWO THOUSAND SEVEN HUNDRED EIGHTY SEVEN		2,787
JOHN M. PERZEL 810 BRODS AVE PHILADELPHIA PA 19152 COUNTY: PHILADELPHIA MUNIC: WARD 64 DIV 18	FOUR THOUSAND THREE HUNDRED TWENTY TWO		4,322
DAVID J. LINSALATA 4231 TUDOR ST PHILADELPHIA PA 19136 COUNTY: PHILADELPHIA MUNIC: WARD 41	ONE THOUSAND ONE HUNDRED SEVENTY NINE		1,179
GLENN C. ROMANO 8653 AGUSTA ST PHILADELPHIA PA 19152 COUNTY: PHILADELPHIA MUNIC: PHILADELPHIA	NINE HUNDRED NINETY SEVEN		997

BALLOT POSITION AND ELECTION RESULT SECTION PART I

OFFICE POSITIONS SHALL APPEAR ON VOTING MACHINE OR PAPER BALLOT IN SAME ORDER AS LISTED

* * REPUBLICAN PRIMARY * *

INSERT VOTE IN WORDS:
INSERT VOTE
IN DIGITS:

REPRESENTATIVE IN THE GENERAL ASSEMBLY VOTE FOR ONE	DISTRICT	INSERT VOTE IN DIGITS
MATTHEW N. GALVIN LIVINGSTON 814 PHILADELPHIA PA 19125 COUNTY: PHILADELPHIA MUNIC: WARD 18 DIV 12	DISTRICT 175 SEVEN HUNDRED SEVENTY FOUR	774
REPRESENTATIVE IN THE GENERAL ASSEMBLY VOTE FOR ONE	DISTRICT 177	
JOHN J. TAYLOR 1014 HAWORTH ST PHILADELPHIA PA 19124 COUNTY: PHILADELPHIA MUNIC: WARD 23 DIV 13	TWO THOUSAND TWO HUNDRED SEVENTY THREE	2,273
REPRESENTATIVE IN THE GENERAL ASSEMBLY VOTE FOR ONE	DISTRICT 179	
TROY L. BOULIE 1135 W. WESTMORELAND ST PHILADELPHIA PA 19140 COUNTY: PHILADELPHIA MUNIC: WARD 43 DIV 13	FOUR HUNDRED FORTY SIX	446
REPRESENTATIVE IN THE GENERAL ASSEMBLY VOTE FOR ONE	DISTRICT 180	
STEVEN N. KUSH 285 E. CAMBRIA ST PHILADELPHIA PA 19134 COUNTY: PHILADELPHIA MUNIC: WARD 7	THREE HUNDRED FIVE	305
REPRESENTATIVE IN THE GENERAL ASSEMBLY VOTE FOR ONE	DISTRICT 182	
JONATHAN S. GOLDSTEIN 2122 SANSOM ST PHILADELPHIA PA 19103 COUNTY: PHILADELPHIA MUNIC: WARD 8 DIV 27	SIX HUNDRED THIRTY TWO	632
REPRESENTATIVE IN THE GENERAL ASSEMBLY VOTE FOR ONE	DISTRICT 185	
MICHAEL C. GALLAGHER 6618 ELMWOOD AVE PHILADELPHIA PA 19142 COUNTY: PHILADELPHIA MUNIC: WARD 40 DIV 27	SIX HUNDRED THIRTY SIX	636

2002 PRIMARY BALLOT CERTIFICATION REPORT

PENNSYLVANIA
 DEPARTMENT OF STATE
 (14-41)

PHILADELPHIA COUNTY (51)

BALLOT POSITION AND ELECTION RESULT SECTION PART I

OFFICE POSITIONS SHALL APPEAR ON VOTING MACHINE OR PAPER BALLOT IN SAME ORDER AS LISTED

* * REPUBLICAN PRIMARY * *

INSERT VOTE IN WORDS:
 INSERT VOTE
 IN DIGITS:

REPRESENTATIVE IN THE GENERAL ASSEMBLY VOTE FOR ONE	DISTRICT	INSERT VOTE IN DIGITS
BRUCE H. HARRIS 143 N RUBY ST PHILADELPHIA PA 19139 COUNTY: PHILADELPHIA MUNIC: WARD 44 DIV 4	DISTRICT 190 ONE HUNDRED FORTY FIVE	145
VALERIE A. MCCOY 2419 GOLF RD PHILADELPHIA PA 19131 COUNTY: PHILADELPHIA MUNIC: WARD 52	DISTRICT 194 EIGHT HUNDRED NINETY TWO	892
ROBERT G. ROSSMAN 49 E MERMAID LN PHILADELPHIA PA 19118 COUNTY: PHILADELPHIA MUNIC: WARD 9 DIV 4	DISTRICT 200 FIVE HUNDRED FORTY NINE	549
JOSEPH L. NESSA 310 HIGH ST PHILADELPHIA PA 19144 COUNTY: PHILADELPHIA MUNIC: WARD 59 DIV 7	DISTRICT 201 ONE HUNDRED FORTY THREE	143
GARY GRISAFI 862 ARCHOR ST PHILADELPHIA PA 19124 COUNTY: PHILADELPHIA MUNIC: WARD 35 DIV 1	DISTRICT 202 NINE HUNDRED SIXTEEN	916
CHRISTOPHER COATES 5934 LANSDALE ST PHILADELPHIA PA 19120 COUNTY: PHILADELPHIA MUNIC: WARD 35 DIV 13	DISTRICT 203 FOUR HUNDRED THIRTEEN	413

BALLOT POSITION AND ELECTION RESULT SECTION PART 1

OFFICE POSITIONS SHALL APPEAR ON VOTING MACHINE OR PAPER BALLOT IN SAME ORDER AS LISTED

* * * REPUBLICAN PRIMARY * * *

INSERT VOTE
 IN DIGITS:

MEMBER OF REPUBLICAN STATE COMMITTEE		DISTRICT 501		
VOTE FOR NOT MORE THAN 3				
BRADLEY K MOSS 2219 MT VERNON ST PHILADELPHIA PA 19130	GENDER: MALE COUNTY: PHILADELPHIA MUNIC: WARD 15 DIV 19	TWO THOUSAND TWO HUNDRED FORTY ONE		2,241
JAMES DINTINO 1729 JACKSON ST PHILADELPHIA PA 19145	GENDER: MALE COUNTY: PHILADELPHIA MUNIC: WARD 26	TWO THOUSAND TWO HUNDRED ONE		2,201
SUZANNE D COHEN 1420 LOCUST ST APT 8A PHILADELPHIA PA 19102	GENDER: FEMALE COUNTY: PHILADELPHIA MUNIC: WARD 8 DIV 21	TWO THOUSAND NINETY EIGHT		2,098
MEMBER OF REPUBLICAN STATE COMMITTEE		DISTRICT 502		
VOTE FOR NOT MORE THAN 2				
WILLIAM J PETTIGREW 1124 ARROTT ST PHILADELPHIA PA 19124	GENDER: MALE COUNTY: PHILADELPHIA MUNIC: WARD 23 DIV 4	THREE THOUSAND FIVE HUNDRED FORTY SIX		3,546
THERESA TIERNEY 1248 SHELBIERE AVE PHILADELPHIA PA 19111	GENDER: FEMALE COUNTY: PHILADELPHIA MUNIC: WARD 56 DIV 8	THREE THOUSAND TWO HUNDRED NINETY FOUR		3,294
MEMBER OF REPUBLICAN STATE COMMITTEE		DISTRICT 503		
VOTE FOR NOT MORE THAN 2				
AGNES TILLEY 7017 OAKLEY ST PHILADELPHIA PA 19111	GENDER: FEMALE COUNTY: PHILADELPHIA MUNIC: WARD 35 DIV 1	TWO THOUSAND FOUR HUNDRED FIFTY ONE		2,451
WALTER F VOGLER, JR. 712 HILL RD PHILADELPHIA PA 19128	GENDER: MALE COUNTY: PHILADELPHIA MUNIC: WARD 21 DIV 32	TWO THOUSAND ONE HUNDRED TWENTY ONE		2,121
MEMBER OF REPUBLICAN STATE COMMITTEE		DISTRICT 504		
VOTE FOR NOT MORE THAN 2				
KENNETH J POWELL, JR. 35 W HAMPTON RD PHILADELPHIA PA 19118	GENDER: MALE COUNTY: PHILADELPHIA MUNIC: WARD 9 DIV 8	FIVE HUNDRED THIRTY FOUR		534

(CONTINUED)

BALLOT POSITION AND ELECTION RESULT SECTION PART I

OFFICE POSITIONS SHALL APPEAR ON VOTING MACHINE OR PAPER BALLOT IN SAME ORDER AS LISTED

* * REPUBLICAN PRIMARY * *

INSERT VOTE IN WORDS:
INSERT VOTE IN DIGITS:

MEMBER OF REPUBLICAN STATE COMMITTEE VOTE FOR NOT MORE THAN 2	DISTRICT 504 (CONTINUED)	FOUR HUNDRED FORTY SIX	446
PATRICIA JULIA WRIGHT 615 W ELLET ST PHILADELPHIA PA 19119	DISTRICT 505	FOUR HUNDRED FORTY SIX	446
MEMBER OF REPUBLICAN STATE COMMITTEE VOTE FOR NOT MORE THAN 3			
ANGELA P. WECHTER 8943 LEONARD ST PHILADELPHIA PA 19152	DISTRICT 506	SIX THOUSAND ONE HUNDRED THIRTY EIGHT	6,138
KEVIN M. PASQUAY 3454 LIVINGSTON ST PHILADELPHIA PA 19134	DISTRICT 507	FIVE THOUSAND TWO HUNDRED THIRTY THREE	5,233
MARGARET J. RECUPIDO 3959 GRANT AVE PHILADELPHIA PA 19114	DISTRICT 508	FOUR THOUSAND NINE HUNDRED EIGHTY EIGHT	4,988
MEMBER OF REPUBLICAN STATE COMMITTEE VOTE FOR NOT MORE THAN 2			
BRUCE M. HARRIS 103 N RUBY ST PHILADELPHIA PA 19139	DISTRICT 509	ONE THOUSAND ONE HUNDRED SEVENTEEN	1,117
MARY K. BONGIOVANNI 6426 SHERWOOD RD PHILADELPHIA PA 19151	DISTRICT 510	NINE HUNDRED SEVENTY NINE	979
MEMBER OF REPUBLICAN STATE COMMITTEE VOTE FOR NOT MORE THAN 2			
FRANCIS X. HARDY 2041 S 68 ST PHILADELPHIA PA 19142	DISTRICT 511	FIVE HUNDRED SIXTY TWO	562
SHIRLEYAN EASLEY 2443 KIMBALL ST SCHUYLKILL PA 19146	DISTRICT 512	FOUR HUNDRED SIX	406

2002 PRIMARY BALLOT CERTIFICATION REPORT

PENNSYLVANIA
DEPARTMENT OF STATE
(14:41)

PHILADELPHIA COUNTY (51)

BALLOT POSITION AND ELECTION RESULT SECTION PART I

OFFICE POSITIONS SHALL APPEAR ON VOTING MACHINE OR PAPER BALLOT IN SAME ORDER AS LISTED

* * DEMOCRATIC PRIMARY * *

INSERT VOTE IN WORDS:

INSERT VOTE
IN DIGITS:

GOVERNOR
VOTE FOR ONE

DISTRICT 000

ED. BENDIS
3425 WARDEN DR
PHILADELPHIA PA 19129

COUNTY: PHILADELPHIA
MUNIC: WARD 38 DIV 13

TWO HUNDRED TWENTY FOUR THOUSAND
SIX HUNDRED THIRTY FIVE

224,635

BOB CASEY, JR.
300 N SECOND ST 2ND FL
HARRISBURG PA 17101

COUNTY: LACKAWANNA
MUNIC: SCRANTON

SIXTY ONE THOUSAND
FOUR HUNDRED SIXTY FIVE

61,465

BUREAU OF ELECTIONS
2002 PRIMARY BALLOT CERTIFICATION REPORT

PENNSYLVANIA
DEPARTMENT OF STATE
(14:41)

PHILADELPHIA COUNTY (51)

BALLOT POSITION AND ELECTION RESULT SECTION PART 1

OFFICE POSITIONS SHALL APPEAR ON VOTING MACHINE OR PAPER BALLOT IN SAME ORDER AS LISTED

★ DEMOCRATIC PRIMARY ★

INSERT VOTE IN WORDS:
INSERT VOTE IN DIGITS:

LIEUTENANT GOVERNOR		DISTRICT 000		VOTE FOR ONE	
ROM PANZA 1102 ORIOLE DR PITTSBURGH PA 15220	COUNTY: ALLEGHENY MUNIC: GREEN TREE	THIRTY SEVEN THOUSAND THREE HUNDRED SEVENTY SIX	37,376		
ALLEN G. KUKOVICH PO BOX 40 GREENSBURG PA 15601	COUNTY: WESTMORELAND MUNIC: MANOR BORO	THIRTY EIGHT THOUSAND ONE HUNDRED FORTY FOUR	38,144		
THADDEUS KIRKLAND 1027 1/2 N 8TH ST CHESTER PA 19013	COUNTY: DELAWARE MUNIC: CHESTER	FORTY TWO THOUSAND ONE HUNDRED SEVENTY SEVEN	42,177		
EDWARD C. TRIAX 3117 SUSQUEHANNA ST HARRISBURG PA 17110	COUNTY: DAUPHIN MUNIC: HARRISBURG	SIX THOUSAND ONE HUNDRED NINETY SEVEN	6,197		
RON WILLIAMS PO BOX 200 LAKE RD RT 307 LAKE MINOLA PA 18625	COUNTY: WYOMING MUNIC: OVERFIELD TWP	SEVEN THOUSAND FIVE HUNDRED THIRTY TWO	7,532		
CATHERINE BAKER KNOLL 1037 CHARTIERS AVE MCKEES ROCKS PA 15136	COUNTY: ALLEGHENY MUNIC: MCKEES ROCKS	THIRTY TWO THOUSAND FOUR HUNDRED NINETY	32,490		
JOHN A. LAWLESS 4 LINDEN WAY COLLEGEVILLE PA 19426	COUNTY: MONTGOMERY MUNIC: UPPER PROVIDENCE	TWENTY TWO THOUSAND TWO HUNDRED FORTY ONE	22,241		
J. DAVID WOODARD 227 COLLART AVE PITTSBURGH PA 15213	COUNTY: ALLEGHENY MUNIC: PITTSBURGH	EIGHT HUNDRED THIRTY FOUR	834		
JACK WAGNER 2117 OSANGELES AVE PITTSBURGH PA 15216	COUNTY: ALLEGHENY MUNIC: PITTSBURGH	SIXTEEN THOUSAND EIGHT HUNDRED FORTY FOUR	16,844		

2002 PRIMARY BALLOT CERTIFICATION REPORT

PENNSYLVANIA
 DEPARTMENT OF STATE
 (14-41)

PHILADELPHIA COUNTY (51)

BALLOT POSITION AND ELECTION RESULT SECTION PART I

OFFICE POSITIONS SHALL APPEAR ON VOTING MACHINE OR PAPER BALLOT IN SAME ORDER AS LISTED

* * DEMOCRATIC PRIMARY * *

INSERT VOTE IN WORDS: INSERT VOTE IN DIGITS:

REPRESENTATIVE IN CONGRESS VOTE FOR ONE	DISTRICT 001	INSERT VOTE IN WORDS:	INSERT VOTE IN DIGITS:
ROBERT A. BRADY 1301 KIMBERLY DR PHILADELPHIA PA 19151	COUNTY: PHILADELPHIA MUNIC: WARD 34 DIV 40	SEVENTY TWO THOUSAND EIGHT HUNDRED FOUR	72,804
CHAKA FATTAH 4104 WALNUT ST PHILADELPHIA PA 19104	COUNTY: PHILADELPHIA MUNIC: WARD 38	ONE HUNDRED TWO THOUSAND SEVEN HUNDRED SIXTEEN	102,716
JOSEPH M. HOEFFEL 1746 OLD YORK RD ABINGTON PA 19001	COUNTY: MONTGOMERY MUNIC: ABINGTON	THIRTY THREE THOUSAND EIGHT HUNDRED SIXTY	33,860

2002 PRIMARY BALLOT CERTIFICATION REPORT

PENNSYLVANIA
 DEPARTMENT OF STATE
 (14:41)

PHILADELPHIA COUNTY (51)

BALLOT POSITION AND ELECTION RESULT SECTION PART I
 OFFICE POSITIONS SHALL APPEAR ON VOTING MACHINE OR PAPER BALLOT IN SAME ORDER AS LISTED

** DEMOCRATIC PRIMARY **
 INSERT VOTE IN WORDS: INSERT VOTE IN DIGITS:

SENATOR IN THE GENERAL ASSEMBLY VOTE FOR ONE	DISTRICT 002	INSERT VOTE IN DIGITS:
CHRISTINE M. TARTAGLIONE 2716 LARDNER ST PHILADELPHIA PA 19149 COUNTY: PHILADELPHIA MUNIC: WARD 62 DIV 22	TWENTY THREE THOUSAND FOUR HUNDRED TWO	23,402
SENATOR IN THE GENERAL ASSEMBLY VOTE FOR ONE	DISTRICT 004	
ALLYSON Y. SCHWARTZ 7200 SHERMAN ST PHILADELPHIA PA 19119 COUNTY: PHILADELPHIA MUNIC: WARD 9 DIV 15	THIRTY THREE THOUSAND ONE HUNDRED SEVENTY EIGHT	33,178
SENATOR IN THE GENERAL ASSEMBLY VOTE FOR ONE	DISTRICT 008	
ANTHONY H. WILLIAMS 5919 COBBS CREEK PKWY PHILADELPHIA PA 19143 COUNTY: PHILADELPHIA MUNIC: WARD 3 DIV 16	TWENTY THREE THOUSAND SEVEN	23,007

BALLOT POSITION AND ELECTION RESULT SECTION PART I

OFFICE POSITIONS SHALL APPEAR ON VOTING MACHINE OR PAPER BALLOT IN SAME ORDER AS LISTED

* * DEMOCRATIC PRIMARY * *

INSERT VOTE IN WORDS:
INSERT VOTE IN DIGITS:

REPRESENTATIVE IN THE GENERAL ASSEMBLY VOTE FOR ONE	DISTRICT	INSERT VOTE IN WORDS	INSERT VOTE IN DIGITS
LAWRENCE H. CURRY 250 WYNCOTE RD JENKINTOWN PA 19046 COUNTY: MONTGOMERY MUNIC: JENKINTOWN	DISTRICT 154	NINETY NINE	99
JEFF CARUSO 9996A WOODFERN RD PHILADELPHIA PA 19115 COUNTY: PHILADELPHIA MUNIC: WARD 58 DIV 10	DISTRICT 170	FIVE THOUSAND	5,000
PAUL PRIOR 220 A DORNE ST PHILADELPHIA PA 19136 COUNTY: PHILADELPHIA MUNIC: WARD 64 DIV 10	DISTRICT 172	FIVE THOUSAND NINETY	5,090
MICHAEL P. MCGEEHAN 4401 COTTMAN AVE PHILADELPHIA PA 19135 COUNTY: PHILADELPHIA MUNIC: WARD 41 DIV 25	DISTRICT 173	SEVEN THOUSAND EIGHT HUNDRED TWENTY THREE	7,823
ALAN BUTKOVITZ 1118 UNRUH AVE PHILADELPHIA PA 19111 COUNTY: PHILADELPHIA MUNIC: WARD 53 DIV 11	DISTRICT 174	EIGHT THOUSAND EIGHT HUNDRED EIGHTY SIX	8,886
MARIE LEDEBER 1237 SHACKAMAXON ST PHILADELPHIA PA 19125 COUNTY: PHILADELPHIA MUNIC: WARD 18 DIV 02	DISTRICT 175	SIX THOUSAND TWO HUNDRED SEVEN	6,207

(CONTINUED)

PENNSYLVANIA BUREAU OF ELECTIONS
 DEPARTMENT OF STATE 2002 PRIMARY BALLOT CERTIFICATION REPORT
 (14:41)

PHILADELPHIA COUNTY (51)

BALLOT POSITION AND ELECTION RESULT SECTION PART I

OFFICE POSITIONS SHALL APPEAR ON VOTING MACHINE OR PAPER BALLOT IN SAME ORDER AS LISTED

* * DEMOCRATIC PRIMARY * *

INSERT VOTE IN WORDS:
 INSERT VOTE IN DIGITS:

REPRESENTATIVE IN THE GENERAL ASSEMBLY VOTE FOR ONE	DISTRICT 175 (CONTINUED)	INSERT VOTE IN DIGITS
A. J. THOMPSON 867 E THOMPSON ST PHILADELPHIA PA 19125 COUNTY: PHILADELPHIA MUNIC: WARD 18 DIV 12	ONE THOUSAND NINE HUNDRED FORTY	1,940
REPRESENTATIVE IN THE GENERAL ASSEMBLY VOTE FOR ONE	DISTRICT 177	
PATRICK BARKINSON 502 CHATHAM ST PHILADELPHIA PA 19134 COUNTY: PHILADELPHIA MUNIC: WARD 25 DIV 22	FOUR THOUSAND FOUR HUNDRED TWENTY	4,420
REPRESENTATIVE IN THE GENERAL ASSEMBLY VOTE FOR ONE	DISTRICT 179	
WILLIAM W. RIEGER 1141 RISING SUN AVE PHILADELPHIA PA 19140 COUNTY: PHILADELPHIA MUNIC: WARD 43 DIV 13	FOUR THOUSAND THREE HUNDRED NINETY	4,390
REPRESENTATIVE IN THE GENERAL ASSEMBLY VOTE FOR ONE	DISTRICT 180	
ANGEL CRUZ 302 E TIoga ST PHILADELPHIA PA 19134 COUNTY: PHILADELPHIA MUNIC: WARD 7 DIV 11	THREE THOUSAND SIXTY THREE	3,063
REPRESENTATIVE IN THE GENERAL ASSEMBLY VOTE FOR ONE	DISTRICT 181	
W. CURTIS THOMAS 1022 N LAWRENCE ST PHILADELPHIA PA 19123 COUNTY: PHILADELPHIA MUNIC: WARD 5 DIV 15	SEVEN THOUSAND FIVE HUNDRED FORTY FIVE	7,545
REPRESENTATIVE IN THE GENERAL ASSEMBLY VOTE FOR ONE	DISTRICT 182	
BABETTE JOSEPHS 9496 Waverly St PHILADELPHIA PA 19146 COUNTY: PHILADELPHIA MUNIC: WARD 8 DIV 3	SIX THOUSAND SEVEN HUNDRED FIFTY SIX	6,756

(CONTINUED)

REPRESENTATIVE IN THE GENERAL ASSEMBLY	DISTRICT 182 (CONTINUED)	INSERT VOTE IN DIGITS
ANDREW S. HOHNS 135 S 18TH ST PHILADELPHIA PA 19103 COUNTY: PHILADELPHIA MUNIC: WARD 8 DIV 11	FOUR THOUSAND NINE HUNDRED TWELVE	4,912
WILLIAM KELLER 226 MOUNTAIN ST PHILADELPHIA PA 19148 COUNTY: PHILADELPHIA MUNIC: WARD 39 DIV 8	NINE THOUSAND ONE HUNDRED FIFTY THREE	9,153
ROBERT C. DONATUCCI 2336 S 21ST ST PHILADELPHIA PA 19145 COUNTY: PHILADELPHIA MUNIC: WARD 28 DIV 15	FIVE THOUSAND SEVEN HUNDRED THIRTY FOUR	5,734
HAROLD JAMES 2110 ALTER ST PHILADELPHIA PA 19146 COUNTY: PHILADELPHIA MUNIC: WARD 36 DIV 5	SIX THOUSAND NINE HUNDRED EIGHTY FIVE	6,985
BILLY DENNY 3130 WHARTON ST APT 1B PHILADELPHIA PA 19146 COUNTY: PHILADELPHIA MUNIC: WARD 30	THREE THOUSAND NINE HUNDRED EIGHTY EIGHT	3,988
JAMES R. ROEBUCK 435 S 46TH ST PHILADELPHIA PA 19143 COUNTY: PHILADELPHIA MUNIC: WARD 46 DIV 18	SEVEN THOUSAND TWO HUNDRED SEVENTY SEVEN	7,277

(CONTINUED)

BALLOT POSITION AND ELECTION RESULT SECTION PART I

OFFICE POSITIONS SHALL APPEAR ON VOTING MACHINE OR PAPER BALLOT IN SAME ORDER AS LISTED

* * DEMOCRATIC PRIMARY * *

INSERT VOTE IN WORDS:
INSERT VOTE
IN DIGITS:

REPRESENTATIVE IN THE GENERAL ASSEMBLY	DISTRICT 190 (CONTINUED)	INSERT VOTE IN WORDS:	INSERT VOTE IN DIGITS:
REGGIE HOWARD 5243 CHESTNUT ST PHILADELPHIA PA 19139 COUNTY: PHILADELPHIA MUNIC: WARD 60	THREE THOUSAND THREE HUNDRED SEVENTY ONE		3,371
RONALD G. JOHNSON 1000 W. 41ST ST PHILADELPHIA PA 19139 COUNTY: PHILADELPHIA MUNIC: WARD 60 DIV 9	TWO THOUSAND NINE HUNDRED TWENTY TWO		2,922
MICHAEL HORSEY 612 CRISTINA PL PHILADELPHIA PA 19139 COUNTY: PHILADELPHIA MUNIC: WARD 6 DIV 6	THREE THOUSAND NINE HUNDRED FORTY FOUR		3,944
REPRESENTATIVE IN THE GENERAL ASSEMBLY	DISTRICT 191		
RONALD G. WATERS 108 S 61ST ST PHILADELPHIA PA 19139 COUNTY: PHILADELPHIA MUNIC: WARD 3 DIV 3	SEVEN THOUSAND ONE HUNDRED FORTY FOUR		7,144
REPRESENTATIVE IN THE GENERAL ASSEMBLY	DISTRICT 192		
LOUISE BISHOP 440 SOUTH ST PHILADELPHIA PA 19131 COUNTY: PHILADELPHIA MUNIC: WARD 52 DIV 20	TWELVE THOUSAND SIXTY SEVEN		12,067
REPRESENTATIVE IN THE GENERAL ASSEMBLY	DISTRICT 194		
KATHY M. MANDERINO 509 FOUNTAIN ST PHILADELPHIA PA 19128 COUNTY: PHILADELPHIA MUNIC: WARD 21 DIV 28	SIX THOUSAND SEVEN HUNDRED NINETY		6,790
REPRESENTATIVE IN THE GENERAL ASSEMBLY	DISTRICT 195		
FRANK L. OLIVER 1319 N 29TH ST PHILADELPHIA PA 19121 COUNTY: PHILADELPHIA MUNIC: WARD 29 DIV 18	SEVEN THOUSAND SIX HUNDRED THIRTY		7,630

(CONTINUED)

PHILADELPHIA COUNTY (51)
BALLOT POSITION AND ELECTION RESULT SECTION PART I
OFFICE POSITIONS SHALL APPEAR ON VOTING MACHINE OR PAPER BALLOT IN SAME ORDER AS LISTED

** DEMOCRATIC PRIMARY **
REPRESENTATIVE IN THE GENERAL ASSEMBLY
VOTE FOR ONE

SHARIF STREET
2732 W BROWN ST
PHILADELPHIA PA 19130
COUNTY: PHILADELPHIA
MUNIC: WARD 15 DIV 1
DISTRICT 195 (CONTINUED)
FIVE THOUSAND
THREE HUNDRED NINETY THREE
5,393

JEWELL WILLIAMS
2743 W SNEDELY ST
PHILADELPHIA PA 19132
COUNTY: PHILADELPHIA
MUNIC: WARD 16 DIV 2
DISTRICT 197
NINE THOUSAND
NINE HUNDRED THIRTY SIX
9,936

ROSITA C. YOUNGBLOOD
413 MORRIS ST
PHILADELPHIA PA 19144
COUNTY: PHILADELPHIA
MUNIC: WARD 13 DIV 1
DISTRICT 198
TEN THOUSAND
TWO HUNDRED FIFTY TWO
10,252

LEANNA H. WASHINGTON
907 WOODBROOK LN
PHILADELPHIA PA 19150
COUNTY: PHILADELPHIA
MUNIC: WARD 50 DIV 21
DISTRICT 200
FOURTEEN THOUSAND
SEVENTY NINE
14,079

JOHN MYERS
1004 E HAINES ST
PHILADELPHIA PA 19138
COUNTY: PHILADELPHIA
MUNIC: WARD 59 DIV 4
DISTRICT 201
TEN THOUSAND
EIGHT HUNDRED SIXTY FIVE
10,865

MARK B. COHEN
1415 BRISHTON ST
PHILADELPHIA PA 19111
COUNTY: PHILADELPHIA
MUNIC: WARD 53 DIV 16
DISTRICT 202
EIGHT THOUSAND
TWO HUNDRED TWENTY FIVE
8,225

INSERT VOTE IN WORDS:
INSERT VOTE IN DIGITS:

BLANK 5150
DATE 6/23/200
PAGE NO. 1

PENNSYLVANIA BUREAU OF ELECTIONS
DEPARTMENT OF STATE 2002 PRIMARY BALLOT CERTIFICATION REPORT
(14:41)

PHILADELPHIA COUNTY (51)

BALLOT POSITION AND ELECTION RESULT SECTION PART I

OFFICE POSITIONS SHALL APPEAR ON VOTING MACHINE OR PAPER BALLOT IN SAME ORDER AS LISTED

* * DEMOCRATIC PRIMARY * * INSERT VOTE IN WORDS: INSERT VOTE
IN DIGITS:

REPRESENTATIVE IN THE GENERAL ASSEMBLY DISTRICT 203

DWIGHT EVANS COUNTY: PHILADELPHIA NINE THOUSAND
1600 CARDEZA ST PA 19150 MUNIC: WARD 10 DIV 29 SEVEN HUNDRED TWENTY FIVE
PHILADELPHIA ----- ----- ----- -----

BALLOT POSITION AND ELECTION RESULT SECTION PART I

OFFICE POSITIONS SHALL APPEAR ON VOTING MACHINE OR PAPER BALLOT IN SAME ORDER AS LISTED

* * DEMOCRATIC PRIMARY * *

INSERT VOTE IN WORDS:
INSERT VOTE
IN DIGITS:

MEMBER OF DEMOCRATIC STATE COMMITTEE DISTRICT 501
VOTE FOR NOT MORE THAN 9

NAME AND ADDRESS	PA ZIP	GENDER	COUNTY	MUNICIPALITY	WARD	DIVISION	WORDS	DIGITS
ROBERT BLACKBURN 121 GLADSTONE ST PHILADELPHIA	PA 19148	MALE	PHILADELPHIA		WARD 39	DIV 21	FIFTEEN THOUSAND ONE HUNDRED NINETY EIGHT	15,198
RICHARD DICKSON, JR. 2228 KATER ST PHILADELPHIA	PA 19146	MALE	PHILADELPHIA		WARD 30	DIV 16	TWELVE THOUSAND SEVEN HUNDRED SIX	12,706
PETER M. FIORENTINO, JR. 614 ANNIN ST PHILADELPHIA	PA 19147	MALE	PHILADELPHIA		WARD 2	DIV 3	FIFTEEN THOUSAND ONE HUNDRED EIGHTY NINE	15,189
MATTHEW D. MYERS 2429 S. FIFTH ST PHILADELPHIA	PA 19148	MALE	PHILADELPHIA		WARD 39	DIV 22	SIXTEEN THOUSAND THREE HUNDRED TWENTY FIVE	16,325
CAROLYN SANDERS 5113 BROWN ST PHILADELPHIA	PA 19123	FEMALE	PHILADELPHIA		WARD 14	DIV 6	TEN THOUSAND FIVE HUNDRED THIRTY FIVE	10,535
JAMES F. KENNEY 1208 TASKER ST PHILADELPHIA	PA 19148	MALE	PHILADELPHIA		WARD 39	DIV 46	SIXTEEN THOUSAND EIGHT HUNDRED SEVENTY	16,870
IRENE BENEDETTI 1485 S. PENNY ST PHILADELPHIA	PA 19147	FEMALE	PHILADELPHIA		WARD 1	DIV 1	THIRTEEN THOUSAND TWO HUNDRED TWENTY THREE	13,223
RUTH ARMAO 1208 TASKER ST PHILADELPHIA	PA 19148	FEMALE	PHILADELPHIA		WARD 5	DIV 8	TWELVE THOUSAND EIGHT HUNDRED FORTY FIVE	12,845
LORRAINE DISPALDO 1531 S. 2ND ST PHILADELPHIA	PA 19147	FEMALE	PHILADELPHIA		WARD 39	DIV 6	TEN THOUSAND FIVE HUNDRED NINETY SEVEN	10,597
EDWARD M. KIRBLIN 837 S. 2ND ST PHILADELPHIA	PA 19148	MALE	PHILADELPHIA		WARD 1	DIV 18	SIX THOUSAND NINE HUNDRED FORTY	6,940

(CONTINUED)

DEPARTMENT OF STATE
(14-41)
PHILADELPHIA COUNTY (51)
2002 PRIMARY BALLOT CERTIFICATION REPORT

BUREAU OF ELECTIONS
DATE 04/23/200
PAGE NO. 2

BALLOT POSITION AND ELECTION RESULT SECTION PART I
OFFICE POSITIONS SHALL APPEAR ON VOTING MACHINE OR PAPER BALLOT IN SAME ORDER AS LISTED

INSERT VOTE
IN DIGITS:

INSERT VOTE IN WORDS:

** DEMOCRATIC PRIMARY **

MEMBER OF DEMOCRATIC STATE COMMITTEE VOTE FOR NOT MORE THAN 9	DISTRICT 501 (CONTINUED)	DISTRICT 502
CORA M. TURPIN 809 N 5TH ST PHILADELPHIA PA 19123	EIGHT THOUSAND EIVE HUNDRED NINETY THREE	8,593
MEMBER OF DEMOCRATIC STATE COMMITTEE VOTE FOR NOT MORE THAN 9		
CARLOS MATOS 111 W CUMBERLAND ST PHILADELPHIA PA 19133	NINE THOUSAND NINE HUNDRED SIXTY FIVE	9,965
ANGEL CRUZ 302 E YONGA ST PHILADELPHIA PA 19134	ELEVEN THOUSAND TWO HUNDRED SIXTY THREE	11,263
JOHN J. DUFFY 4064 HIGBEE ST PHILADELPHIA PA 19135	TWELVE THOUSAND THREE HUNDRED SIXTEEN	12,316
BETTY HUNTLEY B ST 4102 PHILADELPHIA PA 19124	SIX THOUSAND TWO HUNDRED TWENTY THREE	6,223
THERESA BUTKOVITZ 1110 URRUH AVE PHILADELPHIA PA 19111	SEVEN THOUSAND FIVE HUNDRED SEVEN	7,507
MARGARET E. LAROSE 547 W 66TH ST PHILADELPHIA PA 19149	SIX THOUSAND NINE HUNDRED SEVENTY FIVE	6,975
KEITH CHILUITI 4428 KNORR ST PHILADELPHIA PA 19135	FIVE THOUSAND EIGHT HUNDRED THIRTEEN	5,813
KATHRYN W. CLARKE 4124 L ST PHILADELPHIA PA 19124	FIVE THOUSAND NINE HUNDRED THIRTY FOUR	5,934

BUREAU OF ELECTIONS
2002 PRIMARY BALLOT CERTIFICATION REPORT

DEPARTMENT OF STATE
(14:41)

PHILADELPHIA COUNTY (51)

BALLOT POSITION AND ELECTION RESULT SECTION PART 1

OFFICE POSITIONS SHALL APPEAR ON VOTING MACHINE OR PAPER BALLOT IN SAME ORDER AS LISTED

** DEMOCRATIC PRIMARY **

INSERT VOTE IN WORDS:
INSERT VOTE IN DIGITS:

MEMBER OF DEMOCRATIC STATE COMMITTEE DISTRICT 503
VOTE FOR NOT MORE THAN 9

SARAH LEWIS 1730 N DOVER ST PHILADELPHIA PA 19121	FEMALE COUNTY: PHILADELPHIA MUNIC: WARD 32 DIV 30	SEVENTEEN THOUSAND EIGHT HUNDRED FIFTY THREE	17,853
GILL ROMEN 2822 W GIRARD AVE PHILADELPHIA PA 19130	FEMALE COUNTY: PHILADELPHIA MUNIC: WARD 29 DIV 3	TEN THOUSAND FOUR HUNDRED THIRTY THREE	10,433
ALVIN CUMMINGS, JR. 4557 N MOLE ST PHILADELPHIA PA 19140	MALE COUNTY: PHILADELPHIA MUNIC: WARD 13 DIV 12	NINE THOUSAND EIGHT HUNDRED SEVENTY FIVE	9,875
JADE S. RIPLEY 2000 W CECIL B MOORE AVE PHILADELPHIA PA 19121	MALE COUNTY: PHILADELPHIA MUNIC: WARD 47 DIV 9	EIGHT THOUSAND FIVE HUNDRED THIRTY ONE	8,531
HUMBERTO PEREZ 614 W OLMOND ST PHILADELPHIA PA 19122	MALE COUNTY: PHILADELPHIA MUNIC: WARD 20 DIV 10	NINE THOUSAND FOUR HUNDRED THIRTY	9,430
JOYCE MARTINEZ 709 W HUNTINGDON ST PHILADELPHIA PA 19133	FEMALE COUNTY: PHILADELPHIA MUNIC: WARD 37 DIV 15	SEVEN THOUSAND THREE HUNDRED EIGHTY SEVEN	7,387
ROBERT J. MCGOWAN, JR. 8011 N 5TH ST PHILADELPHIA PA 19120	MALE COUNTY: PHILADELPHIA MUNIC: WARD 61 DIV 8	EIGHT THOUSAND ONE HUNDRED TWENTY EIGHT	8,128
GENESE RIPLEY 9528 W JEFFERSON ST PHILADELPHIA PA 19121	FEMALE COUNTY: PHILADELPHIA MUNIC: WARD 47 DIV 14	NINE THOUSAND THREE HUNDRED SIXTY FIVE	9,365
GREG PAULMIER 221 W INOMA GERMANTOWN PA 19144	MALE COUNTY: PHILADELPHIA MUNIC: WARD 12 DIV 23	SEVEN THOUSAND ONE HUNDRED	7,100
LIVINGSTON HUDSON 5040 S 6057B PHILADELPHIA PA 19132	MALE COUNTY: PHILADELPHIA MUNIC: WARD 11 DIV 13	FOUR THOUSAND FIVE HUNDRED SEVENTY NINE	4,579

(CONTINUED)

BALLOT POSITION AND ELECTION RESULT SECTION PART I

OFFICE POSITIONS SHALL APPEAR ON VOTING MACHINE OR PAPER BALLOT IN SAME ORDER AS LISTED

* * DEMOCRATIC PRIMARY * *

INSERT VOTE
 IN DIGITS:

MEMBER OF DEMOCRATIC STATE COMMITTEE ----- DISTRICT 503 (CONTINUED)

MEMBER OF DEMOCRATIC STATE COMMITTEE VOTE FOR NOT MORE THAN 9	GENDER: COUNTY: MUNIC:	DISTRICT 503 (CONTINUED)	INSERT VOTE IN DIGITS:
CURTIS ALTON MCALLISTER 4530 N GRATZ ST PHILADELPHIA PA 19140	MALE PHILADELPHIA WARD 13 DIV 8	SIX THOUSAND EIGHT HUNDRED THIRTY NINE	6,839
NORMA WILSON-FOGEL 2540 N BANCLOFT ST PHILADELPHIA PA 19132	FEMALE PHILADELPHIA WARD 16 DIV 04	SIX THOUSAND EIGHT HUNDRED TWENTY FIVE	6,825
MELVIN F. JAMISON, JR. PO BOX 18714 PHILADELPHIA PA 19132	MALE PHILADELPHIA WARD 16 DIV 3	FOUR THOUSAND TWO HUNDRED FIFTY	4,250
CELESTINE RAY 3912 N 18TH ST PHILADELPHIA PA 19140	FEMALE PHILADELPHIA WARD 13	SIX THOUSAND EIGHT HUNDRED THIRTEEN	6,813
DAVID F. CLAVIN 204 DEVERCAUX AVE PHILADELPHIA PA 19111	MALE PHILADELPHIA WARD 35 DIV 9	FIVE THOUSAND EIGHT HUNDRED FIFTY TWO	5,852

MEMBER OF DEMOCRATIC STATE COMMITTEE ----- DISTRICT 504

MEMBER OF DEMOCRATIC STATE COMMITTEE VOTE FOR NOT MORE THAN 6	GENDER: COUNTY: MUNIC:	DISTRICT 504	INSERT VOTE IN DIGITS:
EDGAR A. HOWARD 2101 HOMER ST PHILADELPHIA PA 19138	MALE PHILADELPHIA WARD 10 DIV 26	SIXTEEN THOUSAND SIX HUNDRED SEVENTY	16,670
MARY D. ROSS 6250 N 15TH ST PHILADELPHIA PA 19141	FEMALE PHILADELPHIA WARD 17 DIV 4	NINETEEN THOUSAND ONE HUNDRED THIRTY FIVE	19,135
CINDY M. BASS 368 E MEEHAN AVE PHILADELPHIA PA 19119	FEMALE PHILADELPHIA WARD 22 DIV 18	NINE THOUSAND SEVEN HUNDRED EIGHT	9,708
KAREN KULP 708 DAVIDSON RD PHILADELPHIA PA 19118	FEMALE PHILADELPHIA WARD 9 DIV 11	EIGHT THOUSAND NINE HUNDRED FORTY SIX	8,946

(CONTINUED)

OFFICE POSITIONS SHALL APPEAR ON VOTING MACHINE OR PAPER BALLOT IN SAME ORDER AS LISTED	INSERT VOTE IN WORDS:	INSERT VOTE IN DIGITS:
<p>MEMBER OF DEMOCRATIC STATE COMMITTEE</p> <p>VOTE FOR NOT MORE THAN 6</p> <p>RALPH S. PINKUS 732 WESTVIEW ST PHILADELPHIA PA 19119</p> <p>STAFFORD BAILEY 543 E HIGH ST PHILADELPHIA PA 19144</p>	<p>DISTRICT 504 (CONTINUED)</p> <p>SEVEN THOUSAND NINE HUNDRED EIGHTEEN</p> <p>SEVEN THOUSAND EIGHT HUNDRED FIVE</p>	<p>7,915</p> <p>7,805</p>
<p>MEMBER OF DEMOCRATIC STATE COMMITTEE</p> <p>VOTE FOR NOT MORE THAN 6</p> <p>MARK B. COHEN 1415 BRIGHTON ST PHILADELPHIA PA 19111</p> <p>KATHY PRICE 4724 CONVENT LN PHILADELPHIA PA 19114</p> <p>MICHAEL STACK III 1247 SOUTHAMPTON RD PHILADELPHIA PA 19116</p> <p>ELEANOR T. BEDNAREK 4388 RICHMOND ST PHILADELPHIA PA 19137</p> <p>MARY ANN QUARTULLO 1208 TASKER ST PHILADELPHIA PA 19154</p> <p>LOUIS J. FARINELLA 1018 WILTON RD PHILADELPHIA PA 19154</p>	<p>DISTRICT 505</p> <p>SIXTEEN THOUSAND SIX HUNDRED THIRTY</p> <p>THIRTEEN THOUSAND TWO HUNDRED NINETY ONE</p> <p>FOURTEEN THOUSAND SEVEN HUNDRED TWENTY NINE</p> <p>NINE THOUSAND EIGHTY SEVEN</p> <p>SEVEN THOUSAND ONE HUNDRED EIGHTY THREE</p> <p>SEVEN THOUSAND ONE HUNDRED THIRTY TWO</p>	<p>16,630</p> <p>13,291</p> <p>14,729</p> <p>9,087</p> <p>7,183</p> <p>7,132</p>
<p>MEMBER OF DEMOCRATIC STATE COMMITTEE</p> <p>VOTE FOR NOT MORE THAN 7</p> <p>MICHAEL A. NUTTER RM 404 CITY HALL PHILADELPHIA PA 19107</p>	<p>DISTRICT 507</p> <p>TWENTY NINE THOUSAND NINETY TWO</p>	<p>29,092</p>

(CONTINUED)

BUREAU OF ELECTIONS
2002 PRIMARY BALLOT CERTIFICATION REPORT

PENNSYLVANIA
DEPARTMENT OF STATE
(14-41)

PHILADELPHIA COUNTY (51)

BALLOT POSITION AND ELECTION RESULT SECTION PART I
OFFICE POSITIONS SHALL APPEAR ON VOTING MACHINE OR PAPER BALLOT IN SAME ORDER AS LISTED

** DEMOCRATIC PRIMARY **

INSERT VOTE
IN DIGITS:

INSERT VOTE IN WORDS:

MEMBER OF DEMOCRATIC STATE COMMITTEE ----- DISTRICT 507 (CONTINUED)
VOTE FOR NOT MORE THAN 7

DAVID T. FOCER 224 HERMITAGE ST PHILADELPHIA PA 19127	GENDER: MALE COUNTY: PHILADELPHIA MUNIC: WARD 21 DIV 13	NINE THOUSAND THREE HUNDRED NINETY SIX	9,396
CAROL ANN CAMPBELL 248 W 69 ST PHILADELPHIA PA 19139	GENDER: FEMALE COUNTY: PHILADELPHIA MUNIC: WARD 4 DIV 7	NINETEEN THOUSAND FOUR HUNDRED FIFTY ONE	19,451
GEORGE W. WASHINGTON 1521 N 61 ST PHILADELPHIA PA 19151	GENDER: MALE COUNTY: PHILADELPHIA MUNIC: WARD 34 DIV 10	TEN THOUSAND THREE HUNDRED FIVE	10,305
BERNICE HALL 441 N 58TH ST PHILADELPHIA PA 19131	GENDER: FEMALE COUNTY: PHILADELPHIA MUNIC: WARD 4 DIV 16	ELEVEN THOUSAND FOUR HUNDRED NINETY THREE	11,493
WILLIE JOROAN 5021 OGDEN ST PHILADELPHIA PA 19139	GENDER: MALE COUNTY: PHILADELPHIA MUNIC: WARD 44 DIV 12	TEN THOUSAND NINE HUNDRED FIFTEEN	10,915
OLLIE G. CHRISTIAN 127 N PEACH ST PHILADELPHIA PA 19139	GENDER: MALE COUNTY: PHILADELPHIA MUNIC: WARD 44	SEVEN THOUSAND FOUR HUNDRED FIFTY SEVEN	7,457
FAYE D. WHITE 6037 W THOMPSON ST PHILADELPHIA PA 19151	GENDER: FEMALE COUNTY: PHILADELPHIA MUNIC: WARD 34 DIV 6	NINE THOUSAND FOUR HUNDRED NINETY NINE	9,499

MEMBER OF DEMOCRATIC STATE COMMITTEE ----- DISTRICT 508
VOTE FOR NOT MORE THAN 6

KEVIN A. FASSETT 3131 WALNUT ST 204 PHILADELPHIA PA 19104	GENDER: MALE COUNTY: PHILADELPHIA MUNIC: WARD 27 DIV 19	ELEVEN THOUSAND TWO HUNDRED NINETY SIX	11,296
RITA RUFO 2851 CANTRELL ST PHILADELPHIA PA 19145	GENDER: FEMALE COUNTY: PHILADELPHIA MUNIC: WARD 48 DIV 10	TEN THOUSAND TWO HUNDRED EIGHTY	10,280

(CONTINUED)

BUREAU OF ELECTIONS
 2002 PRIMARY BALLOT CERTIFICATION REPORT

PENNSYLVANIA
 DEPARTMENT OF STATE
 (14:41)

PHILADELPHIA COUNTY (51)

BALLOT POSITION AND ELECTION RESULT SECTION PART I

OFFICE POSITIONS SHALL APPEAR ON VOTING MACHINE OR PAPER BALLOT IN SAME ORDER AS LISTED

* * DEMOCRATIC PRIMARY * *

INSERT VOTE IN WORDS:
 INSERT VOTE IN DIGITS:

MEMBER OF DEMOCRATIC STATE COMMITTEE ----- DISTRICT 508 (CONTINUED)
 VOTE FOR NOT MORE THAN 6

LOUIS R. WILSON 1233 S 56TH ST PHILADELPHIA PA 19143	GENDER: MALE COUNTY: PHILADELPHIA MUNIC: WARD 51 DIV 18	SIX THOUSAND ONE HUNDRED FIFTY THREE	6,153
CHARLES M. GIBBS 904 A SOUTH 58TH ST PHILADELPHIA PA 19143	GENDER: MALE COUNTY: PHILADELPHIA MUNIC: WARD 3 DIV 16	SIX THOUSAND TWO HUNDRED TWENTY SEVEN	6,227
PATRICIA M. WALLS 1016 S 60TH ST PHILADELPHIA PA 19143	GENDER: FEMALE COUNTY: PHILADELPHIA MUNIC: WARD 3 DIV 16	FIVE THOUSAND FORTY EIGHT	5,048
ANNA BATTIS 5333 CHESTER AVE PHILADELPHIA PA 19143	GENDER: FEMALE COUNTY: PHILADELPHIA MUNIC: WARD 51 DIV 11	FIVE THOUSAND EIGHT HUNDRED FORTY THREE	5,843

2002 PRIMARY BALLOT CERTIFICATION REPORT

PHILADELPHIA COUNTY (51)

BALLOT POSITION AND ELECTION RESULT SECTION PART III
USE THIS PAGE TO RECORD VOTE TOTALS AND CANDIDATE INFORMATION FOR WRITE-IN VOTES CAST

OFFICE: State Senator DISTRICT: 6th PARTY: Republican
NAME: Ron Holt COUNTY: Montgomery INSERT VOTE IN WORDS: _____
ADDRESS: _____ INSERT VOTE IN DIGITS: _____
CITY: _____ STATE: _____ ZIP: SIXTY-FOUR 64

OFFICE: State Representative DISTRICT: 180th PARTY: Democrat
NAME: Luis Cruz COUNTY: Philadelphia INSERT VOTE IN WORDS: _____
ADDRESS: 127 W. Susquehanna Avenue MUNIC: Philadelphia INSERT VOTE IN DIGITS: _____
CITY: Philadelphia STATE: PA. ZIP: 19133 EIGHT HUNDRED SEVENTY-FIVE 875

OFFICE: CONGRESS DISTRICT: 8th PARTY: DEMOCRAT
NAME: TIMOTHY REECE COUNTY: BUCKS INSERT VOTE IN WORDS: _____
ADDRESS: _____ INSERT VOTE IN DIGITS: _____
CITY: _____ STATE: _____ ZIP: FOURTEEN 14

OFFICE: _____ DISTRICT: _____ PARTY: _____
NAME: _____ COUNTY: _____ INSERT VOTE IN WORDS: _____
ADDRESS: _____ MUNIC: _____ INSERT VOTE IN DIGITS: _____
CITY: _____ STATE: _____ ZIP: _____

OFFICE: _____ DISTRICT: _____ PARTY: _____
NAME: _____ COUNTY: _____ INSERT VOTE IN WORDS: _____
ADDRESS: _____ MUNIC: _____ INSERT VOTE IN DIGITS: _____
CITY: _____ STATE: _____ ZIP: _____

PRIMARY ELECTION
MAY 21, 2002
OFFICE OF THE COUNTY BOARD OF ELECTIONS
CERTIFICATION AFFIDAVIT

COMMONWEALTH OF PENNSYLVANIA
PHILADELPHIA COUNTY

COUNTY OF Philadelphia) SS: Philadelphia, PA June 7, 2002

WE HEREBY CERTIFY THAT THESE 29 PAGES ARE THE OFFICIAL RETURNS AS THEY APPEAR ON RECORD OF THE VOTES CAST AT
THE PRIMARY ELECTION HELD MAY 21, 2002.

IN WITNESS WHEREOF, WE HAVE HEREUNTO SET OUR HANDS AND SEAL OF OFFICE THIS 7th DAY
OF June, 2002.

Margaret M. Gorty
Gregory J. Andra

SEAL

COUNTY BOARD OF ELECTIONS

ATTEST:
Dennis Kella
CLERK

CITY COMMISSIONERS
COUNTY BOARD OF ELECTIONS
CERTIFICATION OF VOTES
GENERAL PRIMARY ELECTION MAY 21, 2002

QUESTION

SHOULD THE CITY OF PHILADELPHIA BORROW \$ 92,195,000 FOR AND
TOWARD: TRANSIT; STREET AND SANITATION; MUNICIPAL BUILDINGS;
PARKS, RECREATION AND MUSEUMS AND; ECONOMIC AND COMMUNITY
DEVELOPMENT?

YES	NO
119,771	54,715

**PHILADELPHIA COUNTY
CITY COMMISSIONERS
COUNTY BOARD OF ELECTIONS**

**2002 GENERAL ELECTION BALLOT CERTIFICATION REPORT
NOVEMBER 5, 2002**

2002 GENERAL ELECTION BALLOT CERTIFICATION REPORT
NOVEMBER 05, 2002

PHILADELPHIA COUNTY (51)

BALLOT POSITION AND ELECTION RESULT SECTION PART I

OFFICE POSITIONS SHALL APPEAR ON VOTING MACHINE OR PAPER BALLOT IN SAME ORDER AS LISTED

INSERT VOTE IN DIG

INSERT VOTE IN WORDS

GOVERNOR VOTE FOR ONE	DISTRICT 000	INSERT VOTE IN WORDS	INSERT VOTE IN DIG
MIKE FISHER 128 LOCUST ST HARRISBURG PA 17101-0000 LIEUTENANT GOVERNOR: JANE M. EARLL	REPUBLICAN	FIFTY NINE THOUSAND TWO HUNDRED TWENTY THREE	59,223
ED RENDELL 3425 WARDEN DR PHILADELPHIA PA 19129-1417 LIEUTENANT GOVERNOR: CATHERINE BAKER KNOLL	DEMOCRATIC	THREE HUNDRED THIRTY NINE THOUSAND SIX HUNDRED NINETY SEVEN	339,697
KEN V. KRANCHUK 117 WEST AVE ELKINS PARK PA 19027-0000 LIEUTENANT GOVERNOR: HENRY E. HALLER III	LIBERTARIAN	ONE THOUSAND NINE HUNDRED SEVENTY SIX	1,976
MICHAEL MORRILL 421 ANN ST WEST READING PA 19611-1303 LIEUTENANT GOVERNOR: VICKI J. SMOLEY	GREEN	THREE THOUSAND ONE HUNDRED TWENTY NINE	3,129
REPRESENTATIVE IN CONGRESS VOTE FOR ONE	DISTRICT 001		
MARIE G. DELAMY 4600 PENN ST PHILADELPHIA PA 19124-0000	REPUBLICAN	THIRTEEN THOUSAND NINE HUNDRED SEVENTY THREE	13,973
ROBERT A. BRADY 1308 KIPLING BLVD DR PHILADELPHIA PA 19151-0000	DEMOCRATIC	ONE HUNDRED NINE THOUSAND EIGHT HUNDRED FIFTY TWO	109,852

(CONTINUE)

GENERAL ELECTION BALLOT CERTIFICATION REPORT
NOVEMBER 05, 2002

(10.19)

PHILADELPHIA COUNTY (51)
BALLOT POSITION AND ELECTION RESULT SECTION PART I
OFFICE POSITIONS SHALL APPEAR ON VOTING MACHINE OR PAPER BALLOT IN SAME ORDER AS LISTED

INSERT VOTE IN DIG

INSERT VOTE IN WORDS

REPRESENTATIVE IN CONGRESS------(CONTINUED)
VOTE FOR ONE DISTRICT 001

MIKE EWALL
1434 ELBRIDGE ST
PHILADELPHIA PA 19149-0000 GREEN
ONE THOUSAND
THREE HUNDRED SEVENTY NINE

1,379

REPRESENTATIVE IN CONGRESS-----
VOTE FOR ONE DISTRICT 002

THOMAS G. DOUGHERTY
411 S 18TH ST
PHILADELPHIA PA 19146-0000 REPUBLICAN
SEVENTEEN THOUSAND
TWO HUNDRED TWENTY SEVEN

17,227

CHAKA FATTAH
507 WALNUT ST
PHILADELPHIA PA 19104-0000 DEMOCRATIC
ONE HUNDRED FORTY THOUSAND
TWO HUNDRED TWENTY

140,220

REPRESENTATIVE IN CONGRESS-----
VOTE FOR ONE DISTRICT 008

JIM GREENWOOD
P O BOX 775
DOYLESTOWN PA 18901-0000 REPUBLICAN
FIVE THOUSAND
FOUR HUNDRED EIGHTY FOUR

5,484

TIMOTHY T. REECE
1875 QUARRY RD
YAROLEY PA 19067-0000 DEMOCRATIC
THREE THOUSAND
SEVEN HUNDRED TEN

3,710

REPRESENTATIVE IN CONGRESS-----
VOTE FOR ONE DISTRICT 013

MELISSA BROWN
P O BOX 498
FLOURTOWN PA 19031-0000 REPUBLICAN
FORTY ONE THOUSAND
FIVE HUNDRED SIXTY NINE

41,569

(CONTINUE)

2002 GENERAL ELECTION BALLOT CERTIFICATION REPORT
 NOVEMBER 05, 2002

(10:19) PHILADELPHIA COUNTY (51)

BALLOT POSITION AND ELECTION RESULT SECTION PART I

OFFICE POSITIONS SHALL APPEAR ON VOTING MACHINE OR PAPER BALLOT IN SAME ORDER AS LISTED

INSERT VOTE IN DIG

INSERT VOTE IN WORDS

REPRESENTATIVE IN CONGRESS-----((CONTINUED))
 VOTE FOR ONE DISTRICT 013

JOSEPH M. HOEFFEL
 1746 OLD YORK RD
 ABINGTON PA 19001-0000
 DEMOCRATIC
 FORTY FOUR THOUSAND
 EIGHT HUNDRED NINETY ONE
 44,891

JOHN P. McDERMOTT
 310 PINEBROOK
 PHILADELPHIA PA 19115-0000
 CONSTITUTION
 ONE THOUSAND
 FOUR HUNDRED NINETY FOUR
 1,494

SENATOR IN THE GENERAL ASSEMBLY-----
 VOTE FOR ONE DISTRICT 002

GARY ADAM FELDMAN
 1025 KNOX ST
 PHILADELPHIA PA 19111-4810
 REPUBLICAN
 NINE THOUSAND
 SEVEN HUNDRED EIGHTY SEVEN
 9,787

CHRISTINE M. TARTAGLIONE
 2716 LARDNER ST
 PHILADELPHIA PA 19149-3514
 DEMOCRATIC
 THIRTY NINE THOUSAND
 SEVEN HUNDRED EIGHTY FIVE
 39,785

TRACI CONFER
 1434 ELBRIDGE ST
 PHILADELPHIA PA 19149-0000
 GREEN
 FIVE HUNDRED THIRTY TWO
 532

SENATOR IN THE GENERAL ASSEMBLY-----
 VOTE FOR ONE DISTRICT 004

RON HOLT
 2824 RUTICAM AVE
 WILLOW GROVE PA 19090-0000
 REPUBLICAN
 TWO THOUSAND
 THREE HUNDRED EIGHTY SEVEN
 2,387

(CONTINUED)

2002 GENERAL ELECTION BALLOT CERTIFICATION REPORT
 NOVEMBER 05, 2002

(10:19)

PHILADELPHIA COUNTY (51)

BALLOT POSITION AND ELECTION RESULT SECTION PART I

OFFICE POSITIONS SHALL APPEAR ON VOTING MACHINE OR PAPER BALLOT IN SAME ORDER AS LISTED

INSERT VOTE IN DIG

INSERT VOTE IN WORDS

SENATOR IN THE GENERAL ASSEMBLY----- (CONTINUED)
 VOTE FOR ONE DISTRICT 004

45,295

FORTY FIVE THOUSAND
 TWO HUNDRED NINETY FIVE

ALLYSON Y. SCHWARTZ
 7200 SHERMAN ST
 PHILADELPHIA PA 19119-0000
 DEMOCRATIC

SENATOR IN THE GENERAL ASSEMBLY-----
 VOTE FOR ONE DISTRICT 008

2,375

TWO THOUSAND
 THREE HUNDRED SEVENTY FIVE

JOHN P. MCKELLIGOTT
 107 GLADSTONE RD
 LANSDOWNE PA 19050-0000
 REPUBLICAN

32,991

THIRTY TWO THOUSAND
 NINE HUNDRED NINETY ONE

ANTHONY H. WILLIAMS
 5939 CORBES CREEK PKWY
 PHILADELPHIA PA 19143-2413
 DEMOCRATIC

REPRESENTATIVE IN THE GENERAL ASSEMBLY-----
 VOTE FOR ONE DISTRICT 152

418

FOUR HUNDRED EIGHTEEN

ROY W. CORNELL
 255 E. MONTGOMERY AVE
 HATBORO PA 19040-0000
 REPUBLICAN

REPRESENTATIVE IN THE GENERAL ASSEMBLY-----
 VOTE FOR ONE DISTRICT 154

176

ONE HUNDRED SEVENTY SIX

LAWRENCE H. CURRY
 250 WYNCOTE RD
 JENKINTOWN PA 19046-0000
 DEMOCRATIC

2002 GENERAL ELECTION BALLOT CERTIFICATION REPORT
NOVEMBER 05, 2002

(10:19) PHILADELPHIA COUNTY (51)

BALLOT POSITION AND ELECTION RESULT SECTION PART I
OFFICE POSITIONS SHALL APPEAR ON VOTING MACHINE OR PAPER BALLOT IN SAME ORDER AS LISTED

INSERT VOTE IN DIG

INSERT VOTE IN WORDS

REPRESENTATIVE IN THE GENERAL ASSEMBLY	PARTY	DISTRICT	INSERT VOTE IN WORDS	INSERT VOTE IN DIG
REPRESENTATIVE IN THE GENERAL ASSEMBLY-----				
DENNIS M. O'BRIEN 272 LONA AVE HUNTINGDON VALLEY PA 19006-0000	REPUBLICAN	DISTRICT 169	THIRTEEN THOUSAND FOUR HUNDRED FORTY	13,440
REPRESENTATIVE IN THE GENERAL ASSEMBLY-----				
GEORGE J. KENNEY, JR. 8420 TREVISE RD PHILADELPHIA PA 19116-0000	REPUBLICAN	DISTRICT 170	ELEVEN THOUSAND FOUR HUNDRED TWENTY EIGHT	11,428
REPRESENTATIVE IN THE GENERAL ASSEMBLY-----				
HARRY C. CITRINO, III 1005 WELSH RD PHILADELPHIA PA 19115-0000	DEMOCRATIC	DISTRICT 172	FIVE THOUSAND NINE HUNDRED EIGHTY THREE	5,983
REPRESENTATIVE IN THE GENERAL ASSEMBLY-----				
JOHN H. PERZEL 810 BRIDGE AVE PHILADELPHIA PA 19152-0000	REPUBLICAN	DISTRICT 173	SEVENTEEN THOUSAND FOUR HUNDRED NINETY EIGHT	17,498
REPRESENTATIVE IN THE GENERAL ASSEMBLY-----				
PAUL PRIOR 3320 ALDINE ST PHILADELPHIA PA 19136-0000	DEMOCRATIC	DISTRICT 173	THREE THOUSAND NINE HUNDRED FOURTEEN	3,914
REPRESENTATIVE IN THE GENERAL ASSEMBLY-----				
DAVID J. LINSALATA 4231 TUDOR ST PHILADELPHIA PA 19136-0000	REPUBLICAN	DISTRICT 173	TWO THOUSAND FOUR HUNDRED EIGHTY ONE	2,481

(CONTINUED)

PHILADELPHIA COUNTY (51)
 BALLOT POSITION AND ELECTION RESULT SECTION PART I
 OFFICE POSITIONS SHALL APPEAR ON VOTING MACHINE OR PAPER BALLOT IN SAME ORDER AS LISTED

(10:19)

NAME AND ADDRESS	PARTY	PRECINCT	OFFICE POSITION	INSERT VOTE IN WORDS	INSERT VOTE IN DIG
REPRESENTATIVE IN THE GENERAL ASSEMBLY----- DISTRICT 173					
MICHAEL P. MCGEEHAN 4401 COTTMAN AVE PHILADELPHIA PA 19135-0000	DEMOCRATIC	PA 19135-0000		ELEVEN THOUSAND NINE HUNDRED FORTY SIX	11,946
REPRESENTATIVE IN THE GENERAL ASSEMBLY----- DISTRICT 174					
GLENV C. ROMANO 868 AUGUST ST PHILADELPHIA PA 19152-0000	REPUBLICAN	PA 19152-0000		THREE THOUSAND TWO HUNDRED TWENTY ONE	3,221
ALAN BUTKOVIIZ 1118 UNRUH AVE PHILADELPHIA PA 19111-0000	DEMOCRATIC	PA 19111-0000		THIRTEEN THOUSAND EIGHTY TWO	13,082
REPRESENTATIVE IN THE GENERAL ASSEMBLY----- DISTRICT 175					
MARIE LEDERER 1237 SHACKAMAXON ST PHILADELPHIA PA 19125-0000	DEMOCRATIC	PA 19125-0000		ELEVEN THOUSAND SEVEN HUNDRED TWENTY FIVE	11,725
REPRESENTATIVE IN THE GENERAL ASSEMBLY----- DISTRICT 177					
JOHN J. TAYLOR 1014 HAWORTH ST PHILADELPHIA PA 19124-0000	REPUBLICAN	PA 19124-0000		TWELVE THOUSAND THREE HUNDRED FORTY SIX	12,346

(CONTINUE)

GENERAL ELECTION BALLOT CERTIFICATION REPORT
 NOVEMBER 05, 2002

(10:19)

PHILADELPHIA COUNTY (51)

BALLOT POSITION AND ELECTION RESULT SECTION PART I

OFFICE POSITIONS SHALL APPEAR ON VOTING MACHINE OR PAPER BALLOT IN SAME ORDER AS LISTED

INSERT VOTE IN DIG

INSERT VOTE IN WORDS

REPRESENTATIVE IN THE GENERAL ASSEMBLY-----((CONTINUED))
 VOTE FOR ONE DISTRICT 177

3,443

THREE THOUSAND
 FOUR HUNDRED FORTY THREE

REPRESENTATIVE IN THE GENERAL ASSEMBLY-----
 VOTE FOR ONE DISTRICT 179

1,628

ONE THOUSAND
 SIX HUNDRED TWENTY EIGHT

8,031

EIGHT THOUSAND THIRTY ONE

188

ONE HUNDRED EIGHTY EIGHT

REPRESENTATIVE IN THE GENERAL ASSEMBLY-----
 VOTE FOR ONE DISTRICT 180

960

NINE HUNDRED SIXTY

6,635

SIX THOUSAND
 SIX HUNDRED THIRTY FIVE

(CONTINUE

GENERAL ELECTION BALLOT CERTIFICATION REPORT
 NOVEMBER 05, 2002

(10:19)

PHILADELPHIA COUNTY (51)

BALLOT POSITION AND ELECTION RESULT SECTION PART I

OFFICE POSITIONS SHALL APPEAR ON VOTING MACHINE OR PAPER BALLOT IN SAME ORDER AS LISTED

INSERT VOTE IN DIG

INSERT VOTE IN WORDS

REPRESENTATIVE IN THE GENERAL ASSEMBLY------(CONTINUED)
 VOTE FOR ONE DISTRICT 180

ERNST FORD
 3146 REACH ST
 PHILADELPHIA PA 19134-2411 GREEN

122

REPRESENTATIVE IN THE GENERAL ASSEMBLY-----
 VOTE FOR ONE DISTRICT 181

W. CURTIS THOMAS
 1022 N LAWRENCE ST
 PHILADELPHIA PA 19123-0000 DEMOCRATIC

11,723

REPRESENTATIVE IN THE GENERAL ASSEMBLY-----
 VOTE FOR ONE DISTRICT 182

JONATHAN S. GOLDSTEIN
 2122 SANSOM ST
 PHILADELPHIA PA 19103-0000 REPUBLICAN

3,639

BABETTE JOSEPHS
 939 MARYLY ST
 PHILADELPHIA PA 19146-0000 DEMOCRATIC

13,633

REPRESENTATIVE IN THE GENERAL ASSEMBLY-----
 VOTE FOR ONE DISTRICT 184

WILLIAM KELLER
 226 MOUNTAIN ST
 PHILADELPHIA PA 19148-0000 DEMOCRATIC

13,138

PHILADELPHIA COUNTY (51)
 BALLOT POSITION AND ELECTION RESULT SECTION PART I
 OFFICE POSITIONS SHALL APPEAR ON VOTING MACHINE OR PAPER BALLOT IN SAME ORDER AS LISTED

GENERAL
 NOVEMBER 05, 2002

11

PHILADELPHIA COUNTY (51)

BALLOT POSITION AND ELECTION RESULT SECTION PART I

OFFICE POSITIONS SHALL APPEAR ON VOTING MACHINE OR PAPER BALLOT IN SAME ORDER AS LISTED

INSERT VOTE IN DIGIT

INSERT VOTE IN WORDS

REPRESENTATIVE IN THE GENERAL ASSEMBLY-----
 VOTE FOR ONE

DISTRICT 185

MICHAEL C. GALLAGHER
 6618 ELMWOOD AVE PA 19142-2709
 PHILADELPHIA

REPUBLICAN

TWO THOUSAND

TWO HUNDRED TWENTY TWO

2,222

ROBERT C. DONATUCCI
 2336 S 51ST
 PHILADELPHIA PA 19145-3418

DEMOCRATIC

EIGHT THOUSAND

FOUR HUNDRED TWENTY EIGHT

8,428

REPRESENTATIVE IN THE GENERAL ASSEMBLY-----
 VOTE FOR ONE

DISTRICT 186

HAROLD JAMES
 1110 LINDEN ST
 PHILADELPHIA PA 19146-0000

DEMOCRATIC

TWELVE THOUSAND

NINE HUNDRED TWENTY FIVE

12,925

REPRESENTATIVE IN THE GENERAL ASSEMBLY-----
 VOTE FOR ONE

DISTRICT 188

JAMES R. ROEBUCK
 439 S 67TH ST
 PHILADELPHIA PA 19143-0000

DEMOCRATIC

TEN THOUSAND

NINE HUNDRED THIRTY SEVEN

10,937

REPRESENTATIVE IN THE GENERAL ASSEMBLY-----
 VOTE FOR ONE

DISTRICT 190

BRUCE M. HARRIS
 143 N RUBY ST
 PHILADELPHIA PA 19139-0000

REPUBLICAN

FOUR HUNDRED SIXTY THREE

463

(CONTINUE)

GENERAL ELECTION BALLOT CERTIFICATION REPORT
NOVEMBER 05, 2002

(11/19)

PHILADELPHIA COUNTY (S1)

BALLOT POSITION AND ELECTION RESULT SECTION PART I

OFFICE POSITIONS SHALL APPEAR ON VOTING MACHINE OR PAPER BALLOT IN SAME ORDER AS LISTED

INSERT VOTE IN DIGIT

INSERT VOTE IN WORDS

REPRESENTATIVE IN THE GENERAL ASSEMBLY----- (CONTINUED)
VOTE FOR ONE DISTRICT 190

MICHAEL HORSEY
612 CRISTINA PL
PHILADELPHIA PA 19139-0000 DEMOCRATIC
FOURTEEN THOUSAND
TWO HUNDRED THIRTY ONE 14,231

REPRESENTATIVE IN THE GENERAL ASSEMBLY-----
VOTE FOR ONE DISTRICT 191

RONALD G. WATERS
108 S 61 ST
PHILADELPHIA PA 19139-0000 DEMOCRATIC
TEN THOUSAND
THREE HUNDRED FORTY ONE 10,341

REPRESENTATIVE IN THE GENERAL ASSEMBLY-----
VOTE FOR ONE DISTRICT 192

LOUISE BISHOP
2460 N 59TH ST
PHILADELPHIA PA 19131-0000 DEMOCRATIC
FIFTEEN THOUSAND
EIGHT HUNDRED FIFTY FOUR 15,854

REPRESENTATIVE IN THE GENERAL ASSEMBLY-----
VOTE FOR ONE DISTRICT 194

VALERIE A. MCCOY
2415 GOLF RD
PHILADELPHIA PA 19131-0000 REPUBLICAN
TWO THOUSAND
THREE HUNDRED EIGHTY TWO 2,382

REPRESENTATIVE IN THE GENERAL ASSEMBLY-----
VOTE FOR ONE DISTRICT 194

KATHY M. MANDERINO
509 FOUNTAIN ST
PHILADELPHIA PA 19128-2401 DEMOCRATIC
TEN THOUSAND
FIVE HUNDRED ELEVEN 10,511

PHILADELPHIA COUNTY (51)
 BALLOT POSITION AND ELECTION RESULT SECTION PART I
 OFFICE POSITIONS SHALL APPEAR ON VOTING MACHINE OR PAPER BALLOT IN SAME ORDER AS LISTED

GENERAL ELECTION NOVEMBER 05, 2002
 PHILADELPHIA COUNTY (51)
 BALLOT POSITION AND ELECTION RESULT SECTION PART I
 OFFICE POSITIONS SHALL APPEAR ON VOTING MACHINE OR PAPER BALLOT IN SAME ORDER AS LISTED

11

14,199

INSERT VOTE IN DIC

INSERT VOTE IN WORDS

REPRESENTATIVE IN THE GENERAL ASSEMBLY-----
 VOTE FOR ONE
 FRANK L. OLIVER
 1319 N 29TH ST
 PHILADELPHIA PA 19121-0000
 DEMOCRATIC
 DISTRICT 195
 FOURTEEN THOUSAND
 ONE HUNDRED NINETY NINE
 14,199

REPRESENTATIVE IN THE GENERAL ASSEMBLY-----
 VOTE FOR ONE
 JEWELL WILLIAMS
 2343 N SHEDLEY ST
 PHILADELPHIA PA 19132-0000
 DEMOCRATIC
 DISTRICT 197
 FOURTEEN THOUSAND
 ONE HUNDRED SEVENTY EIGHT
 14,178

REPRESENTATIVE IN THE GENERAL ASSEMBLY-----
 VOTE FOR ONE
 ROSITA C. YOUNGBLOOD
 4613 MORRIS ST
 PHILADELPHIA PA 19144-4226
 DEMOCRATIC
 DISTRICT 198
 FOURTEEN THOUSAND
 TWO HUNDRED ONE
 14,201

REPRESENTATIVE IN THE GENERAL ASSEMBLY-----
 VOTE FOR ONE
 ROBERT G. ROSSMAN
 49 E HERMAID LN
 PHILADELPHIA PA 19118-0000
 REPUBLICAN
 DISTRICT 200
 TWO THOUSAND
 SIX HUNDRED SEVEN
 2,607

LEANNA M. WASHINGTON
 507 WOODBROOK LN
 PHILADELPHIA PA 19150-0000
 DEMOCRATIC
 EIGHTEEN THOUSAND
 SEVEN HUNDRED
 18,700

GENERAL ELECTION BALLOT CERTIFICATION REPORT
NOVEMBER 05, 2002

(10:19)
PHILADELPHIA COUNTY (51)

BALLOT POSITION AND ELECTION RESULT SECTION PART I
OFFICE POSITIONS SHALL APPEAR ON VOTING MACHINE OR PAPER BALLOT IN SAME ORDER AS LISTED

INSERT VOTE IN DIG

INSERT VOTE IN WORDS

REPRESENTATIVE IN THE GENERAL ASSEMBLY-----

DISTRICT 201

JOSEPH L. MESSA
310 HIGH ST
PHILADELPHIA PA 19144-0000

REPUBLICAN

FOUR HUNDRED EIGHTY FIVE

485

JOHN MYERS
1000 E HUNTERS ST
PHILADELPHIA PA 19138-0000

DEMOCRATIC

FOURTEEN THOUSAND
NINE HUNDRED TWENTY SEVEN

14,927

REPRESENTATIVE IN THE GENERAL ASSEMBLY-----

DISTRICT 202

GARY GRISAFI
862 ANCHOR ST
PHILADELPHIA PA 19124-1004

REPUBLICAN

THREE THOUSAND
FIVE HUNDRED FIVE

3,505

MARK B COHEN
1415 BRIGHTON ST
PHILADELPHIA PA 19111-4248

DEMOCRATIC

ELEVEN THOUSAND
ONE HUNDRED NINETEEN

11,119

REPRESENTATIVE IN THE GENERAL ASSEMBLY-----

DISTRICT 203

CHRISTOPHER COATES
5934 LANINGDALE ST
PHILADELPHIA PA 19120-0000

REPUBLICAN

ONE THOUSAND
FIVE HUNDRED EIGHT

1,508

DWIGHT EVANS
1600 CARDEZA ST
PHILADELPHIA PA 19150-0000

DEMOCRATIC

THIRTEEN THOUSAND
SEVEN HUNDRED FORTY

13,740

RESUME BALLOT CERTIFICATION REPORT
 NOVEMBER 05, 2002

(10:19)

PHILADELPHIA COUNTY (51)

BALLOT POSITION AND ELECTION RESULT SECTION PART II

OFFICIAL QUESTIONS SHALL APPEAR ON VOTING MACHINE OR PAPER BALLOT IN SAME ORDER AS LISTED

VOLUNTEER FIRE AND EMERGENCY SERVICES REFERENDUM	YES VOTES IN WORDS	YES VOTES IN DIGITS
DO YOU FAVOR THE INCURRING OF INDEBTEDNESS OF UP TO \$100,000,000 FOR THE PURPOSE OF ESTABLISHING A PROGRAM THAT UTILIZES CAPITAL AND OTHER RELATED METHODS TO ENHANCE AND IMPROVE THE DELIVERY OF VOLUNTEER FIRE AND VOLUNTEER EMERGENCY SERVICES IN THIS COMMONWEALTH AS HEREAFTER AUTHORIZED BY STATUTE?	ONE HUNDRED FIFTY ONE THOUSAND FIVE HUNDRED EIGHTY NO VOTES IN WORDS	151,580 NO VOTES IN DIGITS
	SIXTY SIX THOUSAND ONE HUNDRED NINETY ONE	66,191

NUMBER 05, 2002

OFFICE OF THE COUNTY BOARD OF ELECTIONS
CERTIFICATION AFFIDAVIT

COMMONWEALTH OF PENNSYLVANIA
PHILADELPHIA COUNTY

COUNTY OF PHILADELPHIA) SS: PHILADELPHIA PA NOVEMBER 20, 2002
WE HEREBY CERTIFY THAT THESE 15 PAGES ARE THE OFFICIAL RETURNS AS THEY APPEAR ON RECORD OF THE VOTES CAST AT
THE GENERAL ELECTION HELD NOVEMBER 05, 2002.
IN WITNESS WHEREOF, WE HAVE HEREUNTO SET OUR HANDS AND SEAL OF OFFICE THIS 20th DAY
OF NOVEMBER, 2002.

Margaret M. Portogian
Joseph J. Dunbar

ATTEST:

Dennis Kelly

SEAL

COUNTY BOARD OF ELECTI

CITY COMMISSIONERS
COUNTY BOARD OF ELECTIONS
CERTIFICATION OF VOTES
GENERAL PRIMARY ELECTION NOVEMBER 5, 2002

QUESTION

"Shall the Philadelphia Home Rule Charter be amended to provide for the creation, appointment, powers and duties of an Independent Philadelphia Tax Reform Commission which would recommend methods to reduce the taxes of Philadelphia residents, workers and businesses in an equitable manner in order to enhance Philadelphia's ability to compete with other jurisdictions in attracting and retaining new residents, businesses and jobs, based upon the Commission's comprehensive analysis of taxation in Philadelphia?"

YES	NO
169,695	43,168

OFFICE OF THE COUNTY BOARD OF ELECTIONS
CERTIFICATION AFFIDAVIT

COMMONWEALTH OF PENNSYLVANIA
PHILADELPHIA COUNTY

COUNTY OF PHILADELPHIA) SS: PHILADELPHIA, PA, NOVEMBER 20, 2002
WE HEREBY CERTIFY THAT THESE PAGES ARE THE OFFICIAL RETURNS AS THEY APPEAR ON RECORD OF THE VOTES CAST A
THE GENERAL ELECTION HELD NOVEMBER 05, 2002.
IN WITNESS WHEREOF, WE HAVE HEREUNTO SET OUR HANDS AND SEAL OF OFFICE THIS 20th
OF NOVEMBER, 2002.

Margaret M. Tashy-Skoczi
Joseph J. ...

SEAL

COUNTY BOARD OF ELEC

ATTEST:
Dominic Kelly
CLERK

SCHEDULE "A"
VOTER REGISTRATION

Table, detailing by ward, the comparative number of white, black and other gender, and the comparative number of electors enrolled by political party cast for candidates of the major political parties and the total votes cast for Total Votes Cast column includes votes cast for all candidates of minor not included in the ward totals. The absentee and military totals for the city-wide totals.

WARD	REGISTRATION						REPUBLICAN	DEMOCRAT	LIBERTARIAN
	WHITE	BLACK	OTHER	MEN	WOMEN	GENDER UNKNOWN			
01	6,551	1,028	4,228	2,990	3,784	5,033	1,977	9,014	42
02	7,337	2,488	6,457	4,328	4,814	7,140	2,795	11,330	79
03	163	9,411	3,932	3,137	4,965	5,404	695	12,271	17
04	92	9,332	4,256	2,983	4,932	5,765	766	12,318	34
05	10,433	2,384	11,026	8,389	6,006	11,448	4,184	15,202	139
06	112	6,507	3,244	2,187	3,151	4,525	620	8,757	20
07	1,918	1,500	11,875	2,907	3,213	9,173	3,063	11,187	42
08	12,391	1,364	11,967	6,292	8,378	11,054	4,585	16,362	127
09	6,110	1,793	5,143	3,381	4,888	4,777	2,580	9,073	30
10	232	12,346	5,101	4,343	6,568	6,768	689	16,287	18
11	126	7,371	3,305	2,467	3,346	4,989	717	9,661	13
12	1,053	9,469	5,629	3,584	5,174	7,393	1,095	14,108	43
13	482	9,264	4,578	3,273	4,777	6,274	786	12,856	20
14	284	3,681	2,395	1,296	1,689	3,375	476	5,567	14
15	5,810	2,462	5,679	3,443	4,113	6,395	1,802	10,249	60
16	73	6,924	2,937	2,315	3,156	4,463	524	9,024	16
17	449	10,588	4,991	3,828	5,786	6,414	820	14,495	27
18	3,910	921	5,420	2,627	2,851	4,773	2,093	7,447	37
19	750	1,630	10,391	2,796	2,787	7,188	1,674	10,399	32
20	228	3,091	2,654	1,279	1,774	2,920	466	5,081	19
21	18,541	1,747	10,176	8,168	10,601	11,695	9,921	17,237	123
22	2,401	8,570	5,985	4,158	6,342	6,456	1,079	14,668	41
23	4,655	3,392	6,081	3,207	3,941	6,980	3,112	10,153	41
24	1,114	5,115	3,518	2,393	2,993	4,361	927	7,764	39
25	6,539	872	4,695	2,796	3,392	5,918	4,082	7,388	39
26	9,247	418	3,441	3,803	4,728	4,575	3,296	9,283	26
27	2,817	3,007	7,616	3,444	3,521	6,475	2,196	7,972	82
28	57	7,224	3,035	2,384	3,220	4,712	531	9,426	20
29	256	5,803	2,869	2,104	2,609	4,215	553	7,981	19
30	2,155	4,143	4,031	2,755	2,785	4,789	969	8,112	42
31	5,712	383	3,912	2,549	2,692	4,766	3,329	6,164	26
32	178	10,708	5,072	3,515	4,733	7,710	1,006	14,267	38
33	5,088	1,411	7,532	2,855	3,535	7,641	3,549	9,733	37
34	4,607	11,743	7,934	5,659	8,684	9,941	2,478	20,451	45
35	8,320	2,191	6,716	3,975	5,547	7,705	5,558	10,579	62
36	2,399	11,978	6,265	4,713	6,545	9,384	1,647	18,069	34
37	306	6,194	8,059	3,011	3,292	6,256	1,123	10,847	22
38	2,985	5,794	4,131	3,067	4,478	5,365	1,493	10,442	34
39	16,765	1,815	8,978	7,018	8,840	11,700	4,905	21,601	55
40	7,548	11,350	8,956	6,085	8,477	13,292	4,413	22,024	72
41	9,524	392	4,812	3,650	4,814	6,464	3,786	10,281	47
42	3,010	3,506	9,361	3,243	4,118	8,516	2,497	12,190	58
43	782	5,792	9,216	3,438	4,139	8,213	2,086	12,683	37
44	162	6,594	3,169	2,285	3,329	4,311	698	8,815	25
45	8,672	526	5,324	3,472	4,341	6,709	5,779	8,112	31
46	1,663	7,440	5,225	3,279	4,545	6,504	894	12,103	44
47	112	3,979	2,182	1,449	1,534	3,290	432	5,561	15
48	3,495	4,695	3,877	2,701	3,885	5,481	1,882	9,616	19
49	896	8,981	6,217	3,530	5,026	7,538	1,224	13,910	40
50	458	13,129	5,955	4,936	7,393	7,213	833	17,859	27
51	295	10,306	4,854	3,390	5,165	6,900	849	13,864	35
52	3,199	9,272	6,758	4,463	7,158	7,608	1,898	15,918	25
53	7,327	877	5,036	3,387	4,392	5,461	3,701	8,810	44
54	6,599	714	4,114	3,013	3,970	4,444	2,175	8,828	28
55	11,625	170	6,830	4,527	5,490	8,608	8,770	9,183	36
56	15,169	657	8,091	6,209	8,343	9,365	5,992	16,474	80
57	10,951	785	5,779	4,830	5,722	7,163	5,974	10,502	56
58	19,817	737	10,348	8,060	9,837	13,005	11,140	17,656	103
59	1,288	8,715	5,563	3,514	5,170	6,882	1,004	13,564	42
60	187	8,451	3,934	3,030	4,402	5,140	734	11,258	16
61	3,402	5,342	7,013	3,486	4,965	7,306	2,300	12,373	42
62	8,766	1,610	6,939	4,345	5,456	7,514	4,204	12,378	39
63	10,283	210	5,488	4,331	5,634	6,016	7,431	7,720	44
64	7,241	214	4,608	2,808	3,669	5,586	6,197	5,390	22
65	9,975	1,113	5,029	4,179	5,444	6,494	4,343	10,945	56
66	20,254	947	8,217	8,300	9,859	12,259	13,428	15,233	98
TOTAL	325,346	312,566	387,149	247,159	324,705	453,197	188,825	765,875	2,835

OF THE CITY COMMISSIONER

SCHEDULE "A"
VOTE - FALL 2002

registered electors; comparative number of men, women, and unknown affiliation as of November 5, 2002. The table also details the number of votes the Office of Governor in the November 5, 2002 General Election. The political parties and independent candidates. Absentee and military votes are entire City are listed at the bottom of the table and are included in the

REGISTRATION - POLITICAL PARTY					OFFICIAL VOTE: GOVERNOR				
GREEN	CONSTITUTIONAL	NON PARTISAN	OTHER	TOTAL	REP. FISHER	DEM. RENDELL	ALL OTHERS	VOTES CAST GOVERNOR	WA RD
21	13	634	106	11,807	830	3,584	63	4,477	01
45	19	1,795	219	16,282	652	5,702	144	6,498	02
0	14	447	62	13,506	150	5,750	44	5,944	03
1	14	462	85	13,680	123	5,365	31	5,519	04
90	26	3,862	340	23,843	693	7,359	213	8,265	05
3	16	376	71	9,863	69	2,972	38	3,079	06
6	29	881	85	15,293	260	2,923	25	3,208	07
62	15	4,232	339	25,722	835	8,535	246	9,616	08
23	9	1,218	113	13,046	774	5,867	167	6,808	09
0	26	567	92	17,679	211	8,067	61	8,339	10
1	14	328	68	10,802	109	3,658	22	3,789	11
10	18	755	122	16,151	202	5,167	99	4,968	12
6	22	523	111	14,324	171	5,190	52	5,413	13
11	9	229	54	6,360	58	1,729	30	1,817	14
31	15	1,631	163	13,951	526	5,159	116	5,801	15
4	13	307	46	9,934	65	3,115	22	3,202	16
4	10	583	89	16,028	193	6,785	64	7,052	17
15	17	556	86	10,251	460	2,974	72	3,506	18
2	12	595	57	12,771	129	2,887	23	3,039	19
6	7	346	48	5,973	48	1,759	10	1,817	20
24	17	2,804	258	30,464	3,218	9,608	281	13,107	21
27	8	1,008	125	16,956	295	7,905	189	8,389	22
2	33	689	98	14,128	858	3,749	54	4,661	23
19	12	909	77	9,747	93	2,838	52	3,083	24
6	22	486	83	12,106	1,097	3,181	48	4,326	25
5	8	423	65	13,106	1,824	3,598	44	5,476	26
49	16	2,915	210	13,440	207	2,412	133	2,752	27
1	25	264	49	10,316	53	3,526	27	3,606	28
3	14	307	51	8,928	86	2,898	28	3,012	29
30	9	1,056	111	10,329	196	3,628	73	3,897	30
2	10	423	53	10,007	840	2,568	44	3,452	31
2	17	525	103	15,958	123	4,765	24	4,912	32
6	30	596	80	14,031	906	3,078	37	4,021	33
9	29	1,114	158	24,284	615	9,487	89	10,191	34
8	13	924	83	17,227	2,088	4,755	95	6,938	35
2	30	729	131	20,642	432	6,857	58	7,347	36
4	15	454	94	12,559	68	3,360	20	3,448	37
9	18	819	95	12,910	395	4,780	69	5,244	38
7	23	837	130	27,558	2,113	8,876	76	11,065	39
7	34	1,138	166	27,854	1,039	7,769	73	8,881	40
6	31	514	63	14,728	1,646	4,292	68	6,006	41
5	37	1,009	81	15,877	601	3,937	52	4,590	42
6	36	851	91	15,790	201	3,959	25	4,185	43
2	8	325	52	9,825	92	3,534	34	3,660	44
3	13	505	79	14,522	1,817	3,849	54	5,520	45
51	22	1,093	121	14,328	203	5,453	198	5,854	46
2	13	208	42	6,273	47	1,508	14	1,569	47
5	16	435	94	12,067	572	3,467	25	4,064	48
6	25	768	121	16,094	267	5,426	47	5,740	49
3	18	714	88	19,542	300	9,415	72	9,787	50
5	29	578	95	15,455	107	5,686	56	5,849	51
4	22	1,232	130	19,229	353	7,857	90	8,300	52
5	16	602	62	13,240	1,242	4,433	73	5,748	53
6	18	520	52	11,427	693	3,874	56	4,623	54
5	12	558	61	18,625	3,137	5,584	106	8,827	55
11	29	1,206	125	23,917	2,684	8,614	122	11,420	56
12	13	869	89	17,515	2,549	5,630	119	8,298	57
6	25	1,817	155	30,902	4,336	10,278	160	14,774	58
8	16	807	125	15,566	219	5,515	110	5,844	59
3	16	453	92	12,572	124	4,856	39	5,019	60
5	31	908	98	15,757	608	5,182	75	5,865	61
4	27	586	77	17,315	1,511	4,779	74	6,364	62
5	13	687	81	15,981	3,046	5,371	101	8,518	63
3	7	405	39	12,063	2,149	3,493	54	5,696	64
2	24	663	84	16,117	1,758	5,086	78	6,922	65
11	28	1,471	151	30,418	4,859	8,791	157	13,807	66
Absentee and Military					1,198	5,533	48	6,782	
747	1,244	58,611	6,924	1,025,061	59,223	339,697	5,105	404,025	

NINETY-SEVENTH ANNUAL REPORT OF THE CITY COMMISSIONERS
COMPARATIVE TABLES

Covering 1,681 election divisions of the sixty-six wards in Philadelphia
 Tables, detailing by Ward and Division, the comparative number of white, black, and other registered electors; comparative number of men, women, and unknown gender; and the comparative number of electors by political party affiliation as of November 5, 2002. The table also details the number of votes cast for each candidate of the major political parties, total votes cast for all other candidates, and the total votes cast for the Office of Governor in the November 5, 2002 General Election as computed by the County Board of Elections. The votes cast for all independent candidates and candidates of minor political parties are included in the Other column. Absentee and military votes are not included in each division total. All absentee votes cast in the entire ward are listed at the bottom of the table and are included in the ward total.

FIRST WARD

DIV	REGISTRATION: RACE			REGISTRATION: GENDER			REGISTRATION - POLITICAL PARTY AFFILIATION							OFFICIAL VOTE: DISTRICT ATTORNEY				DIV	
	WHITE	BLACK	OTHER	MEN	WOMEN	UNKNOWN	DEMOCRAT	REPUBLICAN	LIBERARIAN	GREEN	CONSTITUTIONAL	NON PARTISAN	OTHER	TOTAL	REP.	DEM.	REBELL.		ALL OTHERS
01	264	5	195	130	153	181	83	339	0	3	0	31	8	464	49	121	7	177	01
02	425	2	170	176	203	218	140	417	2	0	0	33	5	597	44	150	6	200	02
03	418	2	214	177	230	227	138	447	3	2	0	40	4	634	71	214	2	287	03
04	488	4	194	160	274	252	146	510	0	3	1	23	3	686	87	165	4	256	04
05	197	61	170	94	130	204	61	348	2	0	0	14	3	428	19	139	1	159	05
06	158	120	230	111	151	246	70	405	2	0	0	25	6	508	18	152	0	170	06
07	107	27	277	109	138	264	44	434	3	0	1	24	5	511	1	147	0	148	07
08	326	27	221	138	183	253	104	433	0	1	1	26	9	574	24	155	1	180	08
09	378	14	189	161	185	245	89	478	2	0	1	20	1	591	42	202	1	245	09
10	327	17	217	129	165	267	78	437	2	3	4	35	2	561	26	173	3	202	10
11	453	10	180	162	220	261	111	492	1	1	1	34	3	643	66	204	6	276	11
12	159	107	223	128	125	236	93	357	2	0	1	31	5	489	18	117	3	138	12
13	143	174	252	141	163	265	66	475	1	0	0	23	4	569	14	154	2	170	13
14	190	122	231	120	152	271	112	385	1	1	1	35	8	543	19	119	2	140	14
15	321	121	251	176	213	304	128	485	4	2	1	54	9	693	37	230	5	272	15
16	240	38	150	98	144	186	40	361	2	0	0	27	6	428	20	136	3	159	16
17	288	32	151	129	133	199	74	351	2	1	0	24	10	461	47	148	1	196	17
18	430	5	179	162	185	269	137	443	3	0	0	21	6	616	55	202	4	261	18
19	470	7	184	140	184	238	98	436	4	0	0	40	3	642	52	205	4	271	19
20	437	27	171	188	285	306	146	539	2	3	0	40	6	835	58	223	4	285	20
21	422	6	206	161	222	251	110	464	2	0	1	51	6	634	52	126	4	285	21
Total	6,551	1,028	4,228	2,990	3,784	5,033	1,977	9,014	42	21	13	634	106	11,807	842	3,710	63	138	4,615

SECOND WARD

DIV	REGISTRATION: RACE			REGISTRATION: GENDER			REGISTRATION - POLITICAL PARTY AFFILIATION							OFFICIAL VOTE: DISTRICT ATTORNEY			DIV
	WHITE	BLACK	OTHER	MEN	WOMEN	UNKNOWN	LIBER	GREEN	CONSTITU	NON	OTHER	TOTAL	REP.	DEM.	ALL	TOTAL VOTES	
							TARIAN		TONAL	PARTISAN				RENDELL	OTHERS	CAST-GOV	
01	416	20	228	176	200	288	408	2	2	86	7	664	60	237	8	305	01
02	176	130	154	119	141	200	313	2	1	39	3	480	31	151	0	182	02
03	254	72	157	94	181	208	345	2	0	32	2	483	21	138	2	161	03
04	390	8	220	144	176	298	474	2	1	33	4	618	27	195	8	230	04
05	309	9	174	137	136	219	313	1	2	54	11	492	28	162	5	195	05
06	314	20	215	160	183	206	91	1	1	29	5	549	34	193	6	233	06
07	352	76	241	184	201	284	418	4	1	47	5	669	14	241	2	257	07
08	159	93	194	117	123	206	295	1	1	37	11	446	24	123	2	149	08
09	54	241	165	131	144	185	343	2	0	30	9	460	31	151	3	165	09
10	315	25	250	189	195	226	362	1	0	66	11	590	27	210	10	247	10
11	283	18	266	147	196	224	123	3	3	70	5	567	36	231	8	275	11
12	232	90	287	146	172	271	442	2	1	55	5	589	1	113	1	115	12
13	34	149	96	64	88	127	17	0	1	16	4	279	1	113	1	115	13
14	139	260	205	145	185	274	56	0	0	35	7	604	19	254	2	275	14
15	351	194	347	205	295	432	620	3	2	110	16	892	35	297	6	338	15
16	380	92	360	213	241	378	611	3	3	107	9	832	13	346	1	360	16
17	295	77	200	173	191	239	86	0	0	86	11	623	23	226	5	254	17
18	322	77	200	173	191	239	86	0	0	47	7	500	37	205	6	248	18
19	186	151	212	136	163	201	300	0	2	59	10	562	16	203	5	224	19
20	4	92	102	68	82	108	78	3	1	17	12	198	0	25	0	25	20
21	42	318	226	177	116	293	472	2	0	42	0	586	6	120	0	126	21
22	247	127	278	169	190	293	90	1	0	82	10	686	14	281	8	326	22
23	368	49	314	213	215	303	471	2	2	152	13	632	14	281	3	375	23
24	334	21	232	185	151	251	370	6	0	151	16	787	20	194	7	241	24
25	348	105	334	241	222	324	485	3	1	139	18	787	15	284	7	286	25
26	623	25	488	279	299	558	706	5	3	216	8	1,136	30	398	16	444	26
27	434	21	271	176	199	351	444	9	0	99	8	726	35	289	8	332	27
Total	7,337	2,488	6,457	4,328	4,814	7,140	11,330	79	45	1,795	219	16,282	676	5,820	145	6,641	
								Absentee and Military									

THIRD WARD

DIV	REGISTRATION: RACE			REGISTRATION: GENDER			REGISTRATION - POLITICAL PARTY AFFILIATION										OFFICIAL VOTE: DISTRICT ATTORNEY					DIV
	WHITE	BLACK	OTHER	MEN	WOMEN	UNKNOWN	DEMOCRAT	REPUBLICAN	LIBERARIAN	GREEN	CONSTITUTIONAL	NON PARTISAN	OTHER	TOTAL	REP.	RENDELL	ALL OTHERS	TOTAL VOTES CAST-GOV				
01	4	392	218	146	181	287	23	557	1	0	1	24	8	614	8	208	2	218	01			
02	2	502	217	152	240	329	28	658	1	0	1	31	2	721	8	264	1	273	02			
03	8	520	200	161	273	294	36	667	0	0	1	23	1	728	4	308	5	317	03			
04	19	446	271	140	233	363	57	651	2	0	0	26	0	736	6	245	1	252	04			
05	4	408	175	142	205	240	33	499	2	0	0	28	1	587	5	227	0	232	05			
06	6	399	141	140	216	190	25	499	0	0	1	20	1	546	5	258	1	264	06			
07	8	398	162	143	203	222	38	507	1	0	0	19	3	568	10	251	1	262	07			
08	3	438	188	166	245	218	38	570	1	0	0	16	3	629	10	274	1	285	08			
09	16	457	190	161	264	238	37	603	1	0	0	22	0	663	12	320	0	332	09			
10	14	400	180	147	224	223	37	533	1	0	0	18	3	594	6	255	2	263	10			
11	7	408	164	145	231	203	27	526	0	0	0	18	8	579	7	304	3	314	11			
12	5	470	170	152	260	233	29	586	0	0	1	16	3	645	6	283	0	289	12			
13	6	395	163	129	220	215	25	519	0	0	1	17	2	564	9	247	2	258	13			
14	6	432	200	127	237	274	34	579	0	0	1	22	2	638	4	264	3	271	14			
15	6	391	179	145	218	213	29	522	0	0	1	20	4	576	9	271	3	283	15			
16	2	470	195	159	252	256	21	517	1	0	1	26	1	667	9	312	4	325	16			
17	16	414	143	148	223	202	23	525	1	0	0	18	4	573	6	279	3	288	17			
18	10	456	166	135	233	244	24	585	0	0	0	14	5	632	4	277	3	294	18			
19	3	505	171	155	252	242	30	628	2	0	0	14	5	679	9	328	3	340	19			
20	6	356	173	116	191	176	16	431	1	0	0	13	3	476	6	189	4	206	20			
21	6	316	139	116	159	146	16	423	2	0	2	21	2	476	6	189	4	171	21			
22	3	388	157	112	205	241	37	505	0	0	0	15	1	558	1	220	0	221	22			
Total	163	9,411	3,932	3,137	4,965	5,404	695	12,271	17	0	14	447	62	13,506	150	5,815	44	6,009				

FOURTH WARD

DIV	REGISTRATION: RACE			REGISTRATION: GENDER			REGISTRATION - POLITICAL PARTY AFFILIATION							OFFICIAL VOTE: DISTRICT ATTORNEY				DIV	
	WHITE	BLACK	OTHER	MEN	WOMEN	UNKNOWN	LIBERARIAN	GREEN	CONSTITUTIONAL	NON PARTISAN	OTHER	TOTAL	REP.	DEM. RENDELL	ALL OTHERS	TOTAL VOTES CAST-GOV			
01	3	400	176	118	218	243	36	520	3	0	17	2	579	8	217	1	226	01	
02	2	509	245	166	246	344	29	708	1	0	2	3	756	4	272	2	278	02	
03	3	498	262	163	267	333	30	705	1	0	13	3	763	4	284	2	290	03	
04	4	342	166	113	188	211	14	475	1	0	25	1	512	8	198	0	206	04	
05	1	461	227	147	245	297	39	618	2	0	29	0	689	4	282	0	285	05	
06	4	508	232	186	267	291	31	658	4	0	31	9	744	6	295	4	305	06	
07	2	486	230	130	255	343	41	659	2	0	24	1	728	8	256	2	266	07	
08	6	540	229	143	283	349	44	697	3	0	28	3	775	4	265	1	270	08	
09	5	384	155	115	225	203	37	477	1	0	21	7	544	8	225	2	235	09	
10	4	476	185	149	241	266	46	588	0	0	15	7	656	10	250	0	260	10	
11	6	476	212	166	248	280	39	617	2	1	29	5	694	7	270	1	278	11	
12	3	388	211	137	192	273	39	541	2	0	18	2	602	5	198	0	203	12	
13	5	530	252	160	308	319	53	703	2	0	18	10	787	6	282	3	301	13	
14	2	425	205	141	204	287	44	558	2	0	25	3	632	3	223	1	227	14	
15	6	372	228	121	202	279	57	514	1	0	24	6	602	5	228	2	235	15	
16	5	410	209	156	219	249	40	551	1	0	27	4	624	7	237	0	244	16	
17	8	453	189	126	256	324	36	586	3	0	23	3	626	9	286	1	286	17	
18	6	389	149	127	173	244	26	492	1	0	23	9	547	7	208	5	211	18	
19	4	410	169	113	213	257	40	512	1	0	25	4	583	7	296	0	298	19	
20	8	417	128	142	244	167	20	517	0	0	13	3	553	2	294	3	304	20	
21	8	417	128	142	244	167	20	517	0	0	13	3	553	2	294	3	304	21	
Total	92	9,332	4,256	2,983	4,932	5,765	766	12,318	34	1	14	462	85	13,680	125	5,477	31	5,573	

FIFTH WARD

DIV	REGISTRATION: RACE			REGISTRATION: GENDER			REGISTRATION - POLITICAL PARTY AFFILIATION							OFFICIAL VOTE: DISTRICT ATTORNEY				DIV	
	WHITE	BLACK	OTHER	MEN	WOMEN	UNKNOWN	LIBER	TARIAN	DEMOCRAT	REPUBLICAN	DEMOCRAT	GREEN	CONSTITU	NON	OTHER	TOTAL	REP.		DEM.
01	605	291	508	291	348	505	272	873	6	1	2	176	14	1,144	35	389	10	434	01
02	491	24	298	218	214	379	157	507	1	1	0	141	4	811	39	314	5	358	02
03	407	12	295	204	285	226	163	479	3	0	0	63	7	715	47	366	4	417	03
04	563	52	470	294	291	500	186	682	5	0	0	177	16	1,085	47	408	16	472	04
05	540	21	432	248	285	460	182	626	6	2	1	156	20	993	38	355	8	402	05
06	556	44	547	305	283	559	177	701	10	2	0	244	13	1,147	18	319	8	345	06
07	454	42	491	299	237	451	151	611	5	8	2	195	14	987	16	291	9	316	07
08	538	44	525	315	274	518	156	725	4	3	0	200	19	1,107	22	396	16	434	08
09	714	233	857	472	465	867	271	1,145	19	12	0	326	31	1,804	33	398	15	446	09
10	183	13	168	93	94	177	93	216	1	0	0	48	6	364	17	131	0	148	10
11	478	116	648	313	310	619	228	731	7	1	0	258	17	1,242	28	267	4	299	11
12	425	94	483	240	240	522	214	567	6	0	0	200	15	1,002	36	234	8	278	12
13	360	824	1,269	658	266	1,329	413	1,507	20	5	9	262	37	2,253	47	271	6	324	13
14	359	66	422	255	193	399	112	541	10	5	1	166	12	847	9	268	22	299	14
15	152	74	216	134	115	193	57	313	3	1	1	60	7	442	17	171	9	197	15
16	1,111	290	1,133	579	556	1,359	400	1,579	14	7	4	452	38	2,494	43	722	11	776	16
17	223	140	319	176	185	321	108	464	0	5	0	99	6	682	13	247	5	265	17
18	686	20	434	313	300	527	263	679	3	4	1	174	16	1,140	52	448	9	509	18
19	687	24	446	333	379	445	242	718	2	1	0	179	15	1,157	40	503	8	551	19
20	139	86	498	120	120	163	58	313	0	4	1	40	6	423	25	143	8	176	20
21	301	64	278	179	157	307	109	423	3	6	1	89	12	643	36	206	11	233	21
22	286	69	275	166	202	274	91	464	4	3	2	92	6	642	42	228	1	261	22
23	163	241	315	184	207	328	70	546	7	10	1	74	9	719	13	184	0	305	23
Total	10,433	2,384	11,026	6,389	6,006	11,448	4,164	15,202	139	90	26	3,862	340	23,843	704	7,543	213	8,460	

SIXTH WARD

DIV	REGISTRATION: RACE			REGISTRATION: GENDER			REGISTRATION - POLITICAL PARTY AFFILIATION							OFFICIAL VOTE: DISTRICT ATTORNEY			DIV	
	WHITE	BLACK	OTHER	MEN	WOMEN	UNKNOWN	REPUBLICAN	DEMOCRAT	LIBERARIAN	GREEN	CONSTITUTIONAL	NON PARTISAN	OTHER	TOTAL	REP.	DEM. RENDELL		ALL OTHERS
01	20	413	259	150	167	355	40	591	0	2	3	45	10	692	11	180	9	200
02	4	304	124	124	203	105	16	407	0	0	0	5	4	432	1	31	0	32
03	9	439	197	146	202	297	56	537	1	1	0	40	10	645	5	218	7	230
04	1	426	207	83	171	380	34	573	3	0	1	20	3	634	3	192	2	197
05	9	331	156	138	154	204	47	426	1	0	0	18	4	486	4	132	0	136
06	1	314	151	106	177	183	19	427	1	0	1	17	7	466	4	209	3	216
07	5	368	172	136	171	238	41	474	0	0	2	21	7	545	3	139	1	143
08	1	266	142	88	147	174	25	366	1	0	1	15	1	409	1	145	1	147
09	5	314	164	104	146	233	43	423	2	0	1	14	0	483	3	162	1	166
10	3	280	135	96	130	192	26	374	1	0	0	28	5	824	10	149	0	149
11	14	529	281	187	221	416	38	752	1	0	1	14	2	423	3	121	0	249
12	0	294	129	96	159	188	24	381	1	0	0	15	3	487	0	173	4	177
13	7	348	146	115	163	219	30	448	0	0	1	26	1	571	2	136	0	138
14	8	403	189	101	150	280	39	503	2	0	0	31	5	610	7	163	2	172
15	3	324	157	97	157	251	9	327	1	0	0	13	1	481	1	158	1	160
16	8	402	199	160	197	253	28	546	2	0	0	25	6	610	5	201	4	210
17	8	402	199	160	197	253	28	546	2	0	0	25	6	610	5	201	4	210
18	10	375	242	129	208	290	35	568	2	0	1	15	6	627	6	225	2	233
Total	112	6,507	3,244	2,187	3,151	4,525	620	8,757	20	3	16	376	71	9,863	69	2,988	38	3,105

SEVENTH WARD

DIV	REGISTRATION: RACE		REGISTRATION: GENDER		REGISTRATION - POLITICAL PARTY AFFILIATION							OFFICIAL VOTE: DISTRICT ATTORNEY				DIV														
	WHITE	BLACK	OTHER	MEN	WOMEN	UNKNOWN	LIBERARIAN	GREEN	CONSTITUTIONAL	NON PARTISAN	OTHER	TOTAL	REP.	DEM. RENDELL	ALL OTHERS		TOTAL VOTES CAST-GOV													
01	31	51	603	152	165	368	128	508	6	0	1	39	3	685	8	124	2	134	01											
02	29	18	618	137	143	385	152	454	0	2	1	54	2	665	2	99	0	104	02											
03	23	26	495	99	103	342	106	387	4	0	1	38	8	544	5	92	0	97	03											
04	58	43	622	139	137	447	143	533	0	0	1	45	1	723	17	117	0	134	04											
05	101	92	746	170	217	552	146	747	1	0	2	37	6	939	9	221	0	230	05											
06	99	74	655	178	182	468	151	620	4	0	1	44	8	828	17	162	1	180	06											
07	51	37	528	129	129	358	103	462	1	0	1	45	4	616	7	125	0	132	07											
08	58	115	460	124	147	362	91	500	4	0	0	32	5	633	7	151	4	162	08											
09	52	77	275	82	98	224	55	318	0	0	0	27	4	404	1	78	1	80	09											
10	173	116	363	116	124	412	120	488	1	0	5	36	2	652	15	125	1	141	10											
11	102	68	598	127	149	492	110	607	1	0	0	48	2	768	11	160	1	172	11											
12	108	83	660	155	192	504	159	638	2	0	1	45	5	851	16	189	2	207	12											
13	97	49	532	121	136	421	180	450	2	1	1	39	5	678	22	100	4	126	13											
14	73	60	542	131	128	418	129	507	2	0	0	36	3	677	9	132	1	142	14											
15	36	44	353	91	78	264	76	330	0	0	2	23	2	433	3	106	0	109	15											
16	142	67	337	78	114	340	150	350	0	0	1	26	3	532	18	93	0	111	16											
17	68	84	418	152	140	443	155	523	3	1	2	48	3	735	9	165	1	175	17											
18	89	56	713	158	185	521	197	660	3	0	1	36	1	968	12	131	1	144	18											
19	89	50	613	155	182	444	158	359	2	0	0	45	4	761	16	135	1	152	19											
20	121	101	404	193	111	315	141	439	2	0	0	32	2	517	14	111	1	126	20											
21	111	81	378	113	133	370	141	408	2	0	0	33	2	616	18	110	0	136	21											
22	132	72	378	98	116	388	128	408	3	0	3	33	2	562	15	104	3	122	22											
23	121	55	410	111	120	355	133	413	0	0	1	35	4	566	6	21	1	95	23											
Total													1,500	11,875	2,907	3,213	9,173	3,063	11,187	42	6	29	881	85	15,293	264	2,944	25	3,233	

EIGHTH WARD

DIV	REGISTRATION: RACE			REGISTRATION: GENDER			REGISTRATION - POLITICAL PARTY AFFILIATION										OFFICIAL VOTE: DISTRICT ATTORNEY			DIV
	WHITE	BLACK	OTHER	MEN	WOMEN	UNKNOWN	REPUBLICAN	DEMOCRAT	LIBERARIAN	GREEN	CONSTITUTIONAL	NON PARTISAN	OTHER	TOTAL	REP.	DEM. RENDELL	ALL OTHERS	TOTAL VOTES CAST-GOV		
01	463	18	419	257	286	357	157	613	6	1	0	150	13	900	17	337	9	363	01	
02	500	16	405	279	285	357	170	607	5	2	0	132	18	821	30	330	14	374	02	
03	543	36	609	327	331	530	474	787	6	6	1	203	15	1,188	29	395	9	433	03	
04	531	27	490	252	322	474	148	663	9	6	1	206	15	1,048	14	351	23	388	04	
05	369	43	421	219	220	394	159	480	6	4	0	171	13	833	17	194	7	218	05	
06	408	9	313	193	223	314	159	443	3	1	0	118	6	730	31	325	5	361	06	
07	328	116	274	153	319	246	94	560	5	3	0	48	8	718	25	312	12	349	07	
08	611	13	606	318	451	461	230	759	4	0	0	225	12	1,230	34	432	7	473	08	
09	503	20	515	275	294	469	148	672	4	7	1	192	14	1,038	28	298	18	344	09	
10	425	23	450	190	348	360	187	578	1	0	0	111	10	898	33	334	2	369	10	
11	487	19	395	155	300	356	178	475	3	0	0	147	8	811	20	190	2	212	11	
12	445	42	535	266	270	486	175	615	7	1	0	206	18	1,022	24	303	8	335	12	
13	378	21	388	200	250	337	130	482	4	1	1	160	9	787	19	224	14	257	13	
14	478	54	559	296	292	503	144	674	4	1	0	241	18	1,091	18	231	15	277	14	
15	235	96	375	179	178	349	130	423	5	3	0	139	6	706	16	182	12	210	15	
16	439	44	443	195	264	467	233	478	5	3	0	193	14	956	37	404	4	445	16	
17	337	15	180	121	271	140	82	415	1	1	0	31	7	532	36	287	8	331	17	
18	392	97	351	438	367	577	230	937	6	1	0	185	19	1,378	52	552	13	617	18	
19	302	11	239	162	269	335	176	400	1	0	0	128	10	716	26	189	3	218	19	
20	400	11	339	187	185	202	119	361	2	0	0	71	7	650	45	344	9	387	20	
21	281	28	187	96	180	265	93	316	4	0	0	176	8	447	10	109	3	122	21	
22	231	32	257	125	180	265	122	322	6	0	1	117	8	447	23	168	7	144	22	
23	297	60	312	166	191	312	134	406	5	3	0	117	17	560	23	168	7	204	23	
24	448	54	417	205	294	420	211	539	2	0	0	168	8	819	28	270	3	302	24	
25	224	220	540	219	201	564	116	693	7	5	3	256	16	984	12	220	14	246	25	
26	418	36	541	254	252	489	217	494	4	2	0	116	6	723	31	355	2	201	26	
27	436	3	284	206	244	273	118	481	1	0	0	116	6	717	55	432	6	483	27	
28	452	33	232	155	361	201	121	563	1	0	1	25	15	918	26	212	6	244	28	
29	368	137	413	184	310	424	135	605	5	4	2	151	16	918	18	285	0	244	29	
30	368	137	413	184	310	424	135	605	5	4	2	151	16	918	18	285	0	244	30	
Total	12,391	1,364	11,967	6,292	8,376	11,054	4,585	16,362	127	62	15	4,232	339	25,722	853	8,820	246	9,922		

NINTH WARD

DIV	REGISTRATION: RACE			REGISTRATION: GENDER			REGISTRATION - POLITICAL PARTY AFFILIATION										OFFICIAL VOTE: DISTRICT ATTORNEY				DIV
	WHITE	BLACK	OTHER	WOMEN	UNKNOWN	MEN	LIBERARIAN	DEMOCRAT	REPUBLICAN	UNKNOWN	GREEN	CONSTITUTIONAL	NON PARTISAN	OTHER	TOTAL	REP.	DEM. RENDELL	ALL OTHERS	TOTAL VOTES CAST-GOV		
01	174	229	224	177	261	189	48	529	87	48	2	1	42	4	627	16	340	11	367	01	
02	268	179	309	235	275	246	87	608	87	4	2	1	54	4	756	30	366	9	405	02	
03	328	197	374	213	310	376	99	699	99	4	2	0	85	10	899	39	410	15	454	03	
04	363	19	274	164	224	268	172	396	172	3	1	0	77	7	856	67	285	6	358	04	
05	435	50	315	192	307	301	186	515	207	2	1	0	91	5	800	36	347	7	390	05	
06	487	21	256	222	252	250	207	474	243	1	2	0	76	4	764	75	357	13	445	06	
07	493	28	310	199	380	252	243	490	243	2	1	0	88	7	831	88	303	7	398	07	
08	329	15	180	162	181	181	161	310	264	0	1	3	43	6	524	57	256	2	315	08	
09	623	19	407	243	432	374	287	647	490	1	1	1	118	11	1,049	66	435	14	515	09	
10	544	7	326	284	318	275	287	490	316	3	0	0	90	9	877	87	390	9	486	10	
11	534	27	402	301	389	363	316	626	316	0	0	0	109	9	1,063	93	465	10	568	11	
12	355	135	390	203	280	368	122	616	122	0	0	0	74	7	821	46	401	9	456	12	
13	265	162	274	157	253	488	79	560	188	1	5	1	42	6	696	24	340	20	384	13	
14	203	109	231	157	206	208	60	452	199	0	2	0	33	7	545	10	296	8	314	14	
15	239	139	231	177	206	208	60	452	199	0	0	0	186	7	693	11	360	14	385	15	
16	258	277	401	158	302	476	129	696	129	1	0	2	186	4	893	21	542	7	500	16	
17	124	200	268	119	230	244	69	464	69	2	3	0	51	4	593	8	244	6	300	17	
Total	6,110	1,793	5,143	3,381	4,888	4,777	2,580	9,073	2,580	30	23	9	1,218	113	13,046	791	6,053	170	7,014		

TENTH WARD

DIV	REGISTRATION: RACE			REGISTRATION: GENDER			REGISTRATION - POLITICAL PARTY AFFILIATION										OFFICIAL VOTE: DISTRICT ATTORNEY			DIV
	WHITE	BLACK	OTHER	MEN	WOMEN	UNKNOWN	LIBERARIAN	DEMOCRAT	REPUBLICAN	UNKNOWN	CONSTITUTIONAL	NON PARTISAN	OTHER	TOTAL	REP.	DEM. RENDELL	ALL OTHERS	TOTAL VOTES CAST-GOV		
01	8	422	164	149	230	215	25	548	3	0	15	3	594	8	260	2	270	01		
02	10	501	172	175	272	236	31	632	1	0	1	3	683	14	341	3	358	02		
03	8	418	172	148	237	213	24	550	0	0	1	4	598	1	320	5	326	03		
04	4	387	158	139	201	209	14	513	2	0	1	2	549	5	256	3	264	04		
05	12	367	176	117	196	242	18	512	2	0	2	5	555	6	245	3	254	05		
06	14	386	142	146	211	185	22	508	0	0	1	1	542	10	248	3	261	06		
07	3	397	142	153	201	188	13	507	1	0	2	5	542	9	246	4	259	07		
08	6	404	192	155	236	211	26	554	2	0	1	14	602	11	248	2	261	08		
09	10	494	190	184	283	227	21	645	0	0	0	3	694	6	333	7	346	09		
10	10	360	159	136	191	202	23	485	0	0	2	5	529	5	229	1	226	10		
11	11	464	228	129	212	362	39	634	0	0	2	23	703	5	220	1	226	11		
12	5	485	172	167	250	245	24	609	0	0	1	25	703	8	317	3	328	12		
13	9	489	233	165	251	315	29	701	0	0	0	30	748	10	312	3	325	13		
14	6	519	223	175	289	284	22	701	0	0	2	22	569	7	350	1	358	14		
15	7	395	167	133	190	236	23	515	1	0	1	17	572	8	273	0	281	15		
16	6	471	184	176	231	254	20	498	0	0	15	5	538	6	266	0	272	16		
17	4	389	145	110	213	215	18	522	0	0	26	1	572	9	242	1	252	17		
18	11	380	181	163	185	214	19	490	1	0	22	6	661	7	249	2	258	18		
19	5	399	229	124	196	213	32	708	0	0	28	6	775	5	338	1	342	19		
20	14	536	231	177	283	315	37	705	0	0	18	4	771	7	355	1	363	20		
21	1	385	152	134	180	181	33	484	1	0	16	3	489	16	268	3	277	21		
22	2	395	166	140	205	233	26	523	1	0	17	2	582	11	270	4	277	22		
23	6	407	186	145	204	241	17	523	1	0	13	3	633	5	277	1	277	23		
24	5	375	180	156	236	241	35	578	0	0	4	2	609	5	277	1	325	24		
25	11	424	198	145	236	241	26	562	0	0	18	4	623	6	249	1	284	25		
26	8	423	178	161	222	226	29	566	1	0	23	4	623	6	241	1	256	26		
27	5	438	180	146	249	228	29	566	1	0	17	1	517	10	241	2	253	27		
28	12	356	149	137	210	170	21	475	1	0	20	1	515	10	276	0	286	28		
29	12	365	138	152	183	180	22	471	0	0	20	1	515	2	55	0	286	29		
Total	232	12,346	5,101	4,343	6,568	6,768	689	16,287	18	0	26	567	17,679	213	8,122	61	8,396			

ELEVENTH WARD

DIV	REGISTRATION: RACE			REGISTRATION: GENDER			REGISTRATION - POLITICAL PARTY AFFILIATION					OFFICIAL VOTE: DISTRICT ATTORNEY				DIV	
	WHITE	BLACK	OTHER	MEN	WOMEN	UNKNOWN	LIBERARIAN	GREEN	CONSTITUTIONAL	NON PARTISAN	OTHER	TOTAL	REP.	DEM. RENDELL	ALL OTHERS		TOTAL VOTES CAST-GOV
01	0	319	111	114	134	182	0	0	0	7	4	430	2	133	2	137	01
02	2	442	205	157	221	271	0	0	0	16	3	649	3	228	3	234	02
03	7	385	191	146	181	256	1	0	1	15	4	583	9	200	1	210	03
04	6	236	128	101	97	172	0	0	0	11	3	370	6	92	2	100	04
05	8	337	176	120	158	243	0	0	0	15	4	521	9	157	0	166	05
06	2	331	140	88	134	241	0	0	0	10	7	473	7	139	0	146	06
07	4	380	145	121	174	234	0	0	1	16	2	529	2	196	1	199	07
08	9	453	206	137	220	311	0	0	1	16	5	668	6	242	1	249	08
09	12	425	215	110	175	267	1	0	1	17	2	652	4	233	3	240	09
10	9	298	127	87	124	223	3	0	1	16	3	434	3	119	1	123	10
11	13	380	188	132	207	242	1	0	0	9	5	581	10	233	1	244	11
12	9	283	141	114	135	184	0	0	0	22	4	433	9	134	2	145	12
13	7	514	224	155	222	368	0	0	0	21	5	745	6	217	1	224	13
14	2	304	125	105	142	184	0	0	0	19	4	431	2	161	1	164	14
15	18	263	140	93	131	197	0	0	2	24	5	421	3	110	0	113	15
16	5	370	136	117	198	196	0	0	0	15	1	511	2	220	1	223	16
17	2	308	135	99	136	210	0	0	0	6	0	445	4	167	1	172	17
18	2	381	175	133	157	268	2	0	0	23	2	558	9	183	0	192	18
19	2	467	203	162	202	308	0	0	1	29	2	672	2	236	0	238	19
20	7	495	194	166	198	332	3	0	1	21	3	696	11	258	1	270	20
Total	126	7,371	3,305	2,467	3,346	4,889	13	1	14	328	68	10,802	109	3,696	22	3,827	

TWELFTH WARD

DIV	REGISTRATION: RACE				REGISTRATION: GENDER		REGISTRATION - POLITICAL PARTY AFFILIATION				OFFICIAL VOTE: DISTRICT ATTORNEY			DIV			
	WHITE	BLACK	OTHER	MEN	WOMEN	UNKNOWN	LIBERARIAN	DEMOCRAT	REPUBLICAN	CONSTITUTIONAL	NON PARTISAN	OTHER	TOTAL		REP.	DEM. RENDELL	ALL OTHERS
01	8	449	178	154	247	234	33	579	0	0	19	4	635	3	235	4	242
02	5	374	183	123	202	237	34	508	2	0	15	2	562	5	166	1	243
03	9	338	170	125	162	230	29	466	1	0	17	4	517	5	133	5	176
04	9	281	154	95	131	218	22	406	0	0	12	3	444	1	166	1	135
05	63	495	323	206	299	376	76	756	0	0	40	9	881	9	266	4	279
06	44	311	170	133	147	245	45	447	6	0	20	6	525	12	166	1	179
07	59	401	208	161	203	304	54	574	0	0	31	7	668	11	233	2	246
08	39	396	268	167	239	298	26	641	2	0	24	4	704	12	238	10	260
09	26	366	216	140	180	288	36	542	0	0	24	4	608	6	206	2	214
10	13	432	234	162	240	277	38	612	4	0	18	6	679	5	229	0	234
11	37	460	260	165	216	376	41	673	1	1	38	1	757	9	240	2	251
12	24	448	210	158	233	291	45	603	2	0	27	6	662	14	248	2	264
13	18	424	211	159	229	265	46	572	1	0	27	1	653	11	213	1	225
14	49	553	325	177	292	468	55	815	1	1	47	5	927	8	217	3	228
15	95	439	363	177	289	431	80	755	2	0	51	9	897	7	286	7	270
16	124	320	283	183	234	310	45	628	1	0	45	7	727	19	259	9	287
17	34	452	264	160	249	341	50	661	2	1	29	5	750	15	230	5	280
18	33	358	214	116	169	320	44	524	2	0	27	4	605	10	153	3	166
19	27	338	180	94	171	281	31	485	3	1	33	2	556	5	141	4	130
20	57	426	192	137	176	240	38	496	5	0	21	4	648	7	165	6	183
21	17	429	202	127	153	261	47	561	4	0	18	13	692	10	233	6	193
22	185	282	315	168	263	361	77	617	4	0	16	13	692	16	289	10	265
23	96	331	265	175	236	281	50	581	3	1	11	4	686	5	195	1	314
24	13	435	241	121	217	351	55	602	1	0	25	4	686	3	97	1	189
Total	-1,053	9,469	5,629	3,584	5,174	7,393	1,095	14,108	43	10	755	122	16,151	209	5,284	100	5,073

THIRTEENTH WARD

DIV	REGISTRATION: RACE		REGISTRATION: GENDER		REGISTRATION - POLITICAL PARTY AFFILIATION							OFFICIAL VOTE: DISTRICT ATTORNEY				DIV			
	WHITE	BLACK	OTHER	MEN	WOMEN	UNKNOWN	REPUBLICAN	DEMOCRAT	LIBERARIAN	GREEN	CONSTITUTIONAL	NON PARTISAN	OTHER	TOTAL	REP.		DEM. RENDELL	ALL OTHERS	TOTAL VOTES CAST-GOV
01	15	406	171	155	187	240	23	543	0	0	0	19	7	592	16	243	1	260	01
02	39	361	177	151	194	232	25	518	0	0	0	28	5	577	10	177	3	193	02
03	21	239	144	99	135	170	22	363	1	0	0	18	0	404	6	163	2	171	03
04	112	256	215	140	214	229	47	493	1	0	0	37	5	583	20	261	6	287	04
05	75	326	262	151	195	317	46	567	1	1	0	46	2	663	20	199	4	223	05
06	14	422	217	141	215	297	40	587	1	0	0	21	4	653	5	235	1	241	06
07	5	348	137	110	157	223	18	453	0	0	2	16	1	490	5	167	0	172	07
08	3	383	147	118	163	252	19	488	1	1	2	16	6	533	4	208	0	212	08
09	11	362	185	127	199	232	23	510	2	0	1	18	4	558	5	239	2	246	09
10	15	363	134	136	171	203	32	454	2	0	1	18	5	512	3	211	3	217	10
11	10	331	150	98	152	241	36	430	2	0	0	18	5	491	6	164	4	174	11
12	10	375	190	147	177	251	33	526	1	0	3	9	3	575	6	193	1	200	12
13	15	365	154	112	201	221	16	501	0	0	1	11	1	534	4	191	0	195	13
14	18	431	207	152	221	283	34	590	1	0	0	23	8	656	3	250	1	254	14
15	5	388	161	132	192	230	25	510	0	0	1	16	1	554	4	175	1	180	15
16	13	355	184	108	183	261	33	491	0	0	1	22	5	552	5	207	1	213	16
17	18	407	187	127	220	265	40	536	2	1	2	25	6	612	4	210	3	217	17
18	23	447	232	121	280	301	29	654	0	0	1	14	8	702	4	294	2	300	18
19	31	436	220	144	220	323	36	627	1	0	0	16	4	687	12	224	3	239	19
20	2	352	155	128	187	204	32	465	1	0	0	16	4	519	5	214	2	221	20
21	2	274	146	99	155	168	23	377	0	0	1	16	3	422	7	172	1	180	21
22	8	277	177	206	278	379	43	778	1	0	3	30	7	863	4	330	4	338	22
23	1	303	158	126	160	267	39	500	1	0	1	17	5	573	4	183	4	171	23
24	1	305	156	119	156	196	48	502	0	0	1	17	4	579	4	148	4	156	24
25	9	369	201	137	153	289	46	502	1	0	1	25	4	579	5	148	2	156	25
Total	482	9,264	4,578	3,273	4,777	6,274	786	12,956	20	8	22	523	111	14,324	171	5,250	53	5,474	

FOURTEENTH WARD

DIV	REGISTRATION: RACE			REGISTRATION: GENDER			REGISTRATION - POLITICAL PARTY AFFILIATION					OFFICIAL VOTE: DISTRICT ATTORNEY			DIV			
	WHITE	BLACK	OTHER	MEN	WOMEN	UNKNOWN	REPUBLICAN	DEMOCRAT	LIBERTARIAN	GREEN	CONSTITUTIONAL	NON PARTISAN	OTHER	TOTAL		REP.	DEM. RENDELL	ALL OTHERS
01	74	228	233	143	116	276	48	429	4	7	0	39	8	535	9	119	12	140
02	5	503	230	132	258	348	37	664	2	0	1	23	11	738	9	277	2	288
03	12	376	182	139	175	256	28	521	4	0	1	13	3	570	3	211	1	215
04	47	805	555	273	240	894	112	1,207	2	2	2	62	20	1,407	2	284	2	288
05	14	183	122	56	89	174	25	290	0	0	0	3	1	319	1	79	0	80
06	1	242	108	56	107	188	19	322	0	0	0	9	1	351	2	103	0	105
07	26	243	225	91	126	277	53	412	0	0	2	23	4	494	1	94	2	97
08	1	136	67	46	66	92	11	184	0	0	1	8	0	204	0	17	0	17
09	59	162	194	106	112	197	59	348	1	0	0	6	1	415	9	82	2	93
10	39	489	311	168	243	428	53	747	0	2	0	32	5	839	18	258	4	280
11	6	314	168	86	157	245	31	443	1	0	2	11	0	488	4	205	5	214
Total	284	3,681	2,395	1,296	1,689	3,375	476	5,567	14	11	9	229	54	6,360	59	1,767	30	1,856
												Absentee and Military						

FIFTEENTH WARD

DIV	REGISTRATION: RACE			REGISTRATION: GENDER			REGISTRATION - POLITICAL PARTY AFFILIATION				OFFICIAL VOTE: DISTRICT ATTORNEY			DIV																
	WHITE	BLACK	OTHER	MEN	WOMEN	UNKNOWN	REPUBLICAN	DEMOCRAT	LIBERARIAN	GREEN	CONSTITUTIONAL	NON PARTISAN	OTHER		TOTAL	REP.	DEM. RENDELL	ALL OTHERS	TOTAL VOTES CAST-GOV											
01	454	85	368	237	268	402	140	629	6	2	0	124	6	907	32	346	8	386	01											
02	420	73	286	196	252	331	196	572	1	3	0	101	6	779	52	310	10	372	02											
03	303	186	485	232	233	509	123	648	9	3	2	173	16	974	15	241	11	267	03											
04	283	37	263	90	151	342	119	362	0	0	3	103	6	583	12	184	6	202	04											
05	360	11	230	165	179	257	105	420	1	2	0	67	6	601	45	262	6	313	05											
06	622	21	329	223	475	274	164	738	3	0	0	62	5	972	50	573	5	628	06											
07	74	723	582	397	202	780	107	1,172	4	1	3	71	21	1,379	5	209	1	215	07											
08	369	21	230	152	189	279	100	415	3	6	0	84	12	620	30	226	6	262	08											
09	416	11	208	164	193	278	90	453	6	3	0	77	6	635	51	279	3	333	09											
10	36	468	316	177	239	404	41	739	2	0	1	31	6	820	5	254	3	262	10											
11	22	323	198	141	171	231	37	490	2	0	0	13	1	543	7	200	3	210	11											
12	225	139	265	155	198	276	63	502	2	2	1	54	5	629	33	246	6	285	12											
13	197	127	221	135	164	246	83	414	1	1	0	58	8	545	16	238	3	257	13											
14	363	17	218	153	198	247	83	433	3	2	0	72	5	598	41	287	13	341	14											
15	211	71	316	138	148	312	72	417	2	3	0	93	11	598	16	181	6	203	15											
16	348	64	322	185	225	324	105	487	7	0	1	122	12	734	28	293	4	325	16											
17	323	43	304	162	190	318	96	436	3	0	1	122	12	670	25	246	9	280	17											
18	436	23	287	179	245	332	102	532	2	3	2	104	11	756	34	306	11	351	18											
19	338	19	231	162	193	253	96	400	3	0	1	100	8	608	29	278	2	309	19											
Total	5,810	2,462	5,679	3,443	4,113	6,395	1,802	10,249	60	31	15	1,631	163	13,851	537	5,244	116	5,897												
													Absentee and Military																	

SIXTEENTH WARD

DIV	REGISTRATION: RACE			REGISTRATION: GENDER			REGISTRATION - POLITICAL PARTY AFFILIATION							OFFICIAL VOTE: DISTRICT ATTORNEY			DIV	
	WHITE	BLACK	OTHER	MEN	WOMEN	UNKNOWN	REPUBLICAN	DEMOCRAT	LIBER TARIAN	GREEN	CONSTITUTIONAL	NON PARTISAN	OTHER	TOTAL	REP.	DEM. RENDELL		ALL OTHERS
01	4	356	160	142	236	36	463	2	0	1	14	4	520	1	142	3	146	01
02	5	331	165	123	250	32	440	1	0	0	25	3	501	4	147	0	147	02
03	6	525	206	180	341	38	677	1	0	2	15	4	737	8	228	2	238	03
04	5	381	142	121	159	248	484	1	1	1	20	2	528	0	178	2	180	04
05	6	485	200	150	219	322	626	1	0	0	23	2	691	2	193	4	189	05
06	1	414	194	130	234	245	556	1	0	0	15	3	609	1	164	2	167	06
07	3	498	242	181	212	350	662	1	1	2	24	4	743	6	205	0	211	07
08	3	395	166	130	185	239	508	0	0	1	22	4	564	2	199	1	202	08
09	4	436	173	133	178	302	566	1	0	1	15	1	613	2	145	1	148	09
10	1	348	122	119	155	197	437	1	0	1	12	3	471	4	172	2	218	10
11	2	404	168	143	180	251	522	1	0	0	19	4	574	6	172	1	178	11
12	4	433	188	130	204	291	562	1	0	0	24	5	625	3	196	0	199	12
13	5	544	143	102	167	223	455	2	0	0	7	1	492	5	167	1	173	13
14	4	311	153	126	146	196	421	1	0	0	18	0	468	2	122	0	124	14
15	0	197	69	57	84	128	244	0	0	0	9	0	269	0	78	0	78	15
16	5	388	175	100	141	15	278	0	0	0	9	1	303	1	87	0	88	16
17	0	218	100	82	100	28	520	0	1	1	13	2	566	9	230	2	241	17
18	12	461	187	153	215	23	603	0	1	3	23	7	660	9	253	1	263	18
Total	73	6,524	2,937	2,315	3,156	4,463	9,024	16	4	13	307	46	9,954	65	3,147	22	3,234	

Absentee and Military

SEVENTEENTH WARD

DIV	REGISTRATION: RACE			REGISTRATION: GENDER			REGISTRATION - POLITICAL PARTY AFFILIATION							OFFICIAL VOTE: DISTRICT ATTORNEY				DIV	
	WHITE	BLACK	OTHER	MEN	WOMEN	UNKNOWN	LIBERARIAN	DEMOCRAT	REPUBLICAN	DEMOCRAT	GREEN	CONSTITUTIONAL	NON PARTISAN	OTHER	TOTAL	REP.	DEM.		ALL OTHERS
01	8	307	142	123	159	175	28	403	0	0	0	21	5	457	3	224	5	232	01
02	2	344	155	134	181	186	23	456	1	0	3	17	1	501	3	242	2	247	02
03	5	433	169	165	227	205	28	555	1	0	0	12	1	597	7	284	3	294	03
04	33	320	216	103	258	208	27	530	0	0	1	10	1	569	5	291	3	298	04
05	2	385	157	135	209	200	22	509	0	0	0	10	3	544	4	244	3	251	05
06	12	447	160	148	217	254	32	561	2	0	0	21	3	619	9	267	2	278	06
07	9	507	216	165	257	310	36	669	2	0	1	22	2	732	4	295	2	301	07
08	11	421	175	167	215	225	31	558	0	0	2	16	2	607	5	234	0	239	08
09	2	336	166	101	198	205	24	455	2	0	0	18	5	504	5	221	0	226	09
10	4	452	180	132	257	247	17	590	3	0	1	23	2	636	7	262	3	292	10
11	4	383	153	126	196	218	23	496	1	0	0	15	5	540	6	244	1	251	11
12	8	353	161	131	188	213	27	482	0	0	0	19	3	532	7	263	0	270	12
13	14	411	206	137	222	272	32	586	1	0	0	27	2	631	3	235	1	326	13
14	10	478	212	167	246	287	32	632	2	0	0	19	2	700	7	318	1	239	14
15	4	393	165	123	203	236	23	529	0	0	0	8	2	562	4	240	2	246	15
16	96	273	199	143	186	239	68	433	1	0	1	61	4	568	0	182	4	192	16
17	4	348	156	118	181	195	18	459	0	0	0	17	0	494	2	215	2	219	17
18	8	390	171	144	222	203	24	520	0	0	0	20	3	569	4	283	3	290	18
19	3	300	111	106	163	145	15	385	0	0	0	9	0	414	8	223	1	233	19
20	9	334	145	121	174	193	19	449	1	0	0	19	0	488	8	197	0	205	20
21	41	328	145	121	174	193	19	449	1	0	0	19	0	488	8	197	0	205	20
22	33	324	173	146	235	382	32	574	1	0	1	30	1	775	18	267	7	292	21
23	81	261	160	117	142	181	57	332	4	0	0	40	1	522	21	230	3	274	22
24	18	489	250	159	252	346	42	678	0	1	0	32	5	752	13	138	3	154	23
25	8	350	145	133	159	212	28	444	1	0	0	28	4	504	10	173	3	303	24
26	6	209	110	80	100	145	13	295	0	0	0	14	3	325	1	104	0	191	25
27	5	276	131	105	156	145	15	379	0	0	0	15	2	412	4	178	3	185	26
28	6	329	150	112	198	175	14	453	0	0	0	16	2	485	0	187	1	188	27
29	2	370	160	123	171	238	21	494	1	1	0	13	2	532	4	226	0	230	28
Total	449	10,588	4,991	3,828	5,786	6,414	820	14,495	27	4	10	583	89	16,028	201	6,846	64	7,111	

EIGHTEENTH WARD

DIV	REGISTRATION: RACE			REGISTRATION: GENDER			REGISTRATION - POLITICAL PARTY AFFILIATION							OFFICIAL VOTE: DISTRICT ATTORNEY				DIV	
	WHITE	BLACK	OTHER	MEN	WOMEN	UNKNOWN	REPUBLICAN	DEMOCRAT	LIBER TARIAN	GREEN	CONSTITUTIONAL	NON PARTISAN	OTHER	TOTAL	REP.	DEM. RENDELL	ALL OTHERS		TOTAL VOTES CAST-GOV
01	292	83	430	209	211	385	135	595	4	2	0	57	12	805	27	249	8	284	01
02	466	24	296	214	255	317	182	538	1	4	1	45	15	786	52	240	9	301	02
03	18	78	352	101	96	251	50	390	0	0	1	5	2	448	1	135	1	137	03
04	365	6	179	172	174	204	97	420	2	0	2	25	4	550	31	204	3	238	04
05	315	15	180	141	169	200	149	328	5	4	0	23	1	510	42	152	3	197	05
06	317	56	199	162	151	259	174	356	4	0	2	32	4	572	26	135	5	166	06
07	344	5	139	131	156	201	134	314	5	0	2	30	3	488	33	185	6	224	07
08	20	67	332	110	117	192	83	312	1	0	0	20	3	419	6	100	0	106	08
09	85	193	507	147	179	469	99	642	1	0	3	44	6	795	20	247	3	270	09
10	289	5	153	119	134	184	94	314	3	1	1	27	7	447	31	122	5	158	10
11	483	0	156	167	226	226	210	364	0	0	1	36	8	639	66	194	4	264	11
12	422	6	176	162	220	222	203	366	1	1	1	28	4	604	61	195	8	284	12
13	57	76	427	135	138	287	81	442	2	0	1	29	5	560	6	147	3	156	13
14	5	126	436	152	160	303	81	491	0	1	1	39	2	615	14	133	2	149	14
15	38	28	385	143	174	277	71	414	3	0	0	34	2	524	5	126	1	132	15
16	178	20	385	143	127	320	114	429	4	0	1	38	2	588	12	164	5	181	16
17	160	64	677	211	224	466	126	722	1	2	0	44	6	901	27	246	6	279	17
Total	3,910	921	5,420	2,627	2,851	4,773	2,093	7,447	37	15	17	556	86	10,251	463	2,986	72	3,531	

NINETEENTH WARD

DIV	REGISTRATION: RACE			REGISTRATION: GENDER			REGISTRATION - POLITICAL PARTY AFFILIATION					OFFICIAL VOTE: DISTRICT ATTORNEY			DIV			
	WHITE	BLACK	OTHER	MEN	WOMEN	UNKNOWN	REPUBLICAN	DEMOCRAT	LIBERARIAN	GREEN	CONSTITUTIONAL	NON PARTISAN	OTHER	TOTAL		REP.	DEM. RENDELL	ALL OTHERS
01	44	107	615	162	176	428	104	601	5	0	0	53	3	766	7	173	0	180
02	52	74	650	157	156	463	141	601	2	0	1	31	0	776	3	132	0	135
03	52	48	523	105	137	391	62	537	1	0	0	20	3	623	1	136	0	137
04	58	44	456	111	138	309	77	449	1	1	1	26	3	558	7	95	0	102
05	24	80	430	118	118	298	58	452	1	0	2	21	0	534	3	130	0	133
06	38	42	553	143	155	335	99	504	0	0	0	26	4	633	5	88	2	95
07	33	48	660	171	149	421	92	600	1	1	1	41	5	741	5	193	1	199
08	50	53	570	156	148	369	120	496	3	0	0	50	4	673	15	148	0	163
09	45	87	756	210	166	512	114	728	2	0	0	38	6	888	9	190	8	207
10	49	87	803	212	196	531	115	763	2	0	1	53	5	939	10	249	2	261
11	32	80	595	131	172	404	80	585	3	0	0	37	2	707	6	147	1	154
12	59	111	557	178	156	393	87	603	2	0	0	33	2	727	18	183	3	204
13	24	149	538	159	153	399	97	580	1	0	1	29	3	711	7	179	2	188
14	12	74	218	71	70	163	40	249	1	0	2	12	0	304	4	51	0	55
15	30	126	417	138	127	308	85	461	2	0	0	22	0	573	9	132	0	141
16	47	165	691	159	183	561	115	744	2	0	2	37	3	903	9	215	1	225
17	23	81	375	110	116	253	51	410	0	0	0	16	2	479	1	118	0	119
18	33	119	443	146	125	324	56	511	1	0	0	22	5	595	5	177	3	185
19	45	55	541	159	146	336	81	525	2	0	1	28	4	641	5	151	0	156
Total	750	1,630	10,391	2,796	2,787	7,188	1,674	10,399	32	2	12	595	57	12,771	132	2,897	24	3,053

TWENTIETH WARD

DIV	REGISTRATION: RACE		REGISTRATION: GENDER		REGISTRATION - POLITICAL PARTY AFFILIATION				OFFICIAL VOTE: DISTRICT ATTORNEY			DIV					
	WHITE	BLACK	MEN	WOMEN	UNKNOWN	LIBERARIAN	DEMOCRAT	REPUBLICAN	GREEN	CONSTITUTIONAL	NON PARTISAN		OTHER	TOTAL	REP.	DEM. RENDELL	ALL OTHERS
01	14	187	84	76	256	4	354	43	1	0	12	2	416	4	113	1	118
02	7	174	89	98	164	1	297	42	0	0	8	3	351	2	87	1	90
03	55	411	179	288	300	2	639	50	4	0	64	8	757	6	266	4	276
04	12	274	123	188	254	0	502	41	0	0	20	2	565	4	193	0	197
05	4	252	156	97	192	0	367	32	0	2	7	4	412	0	135	1	136
06	13	502	207	183	283	0	660	33	0	3	21	4	722	8	352	0	360
07	88	479	552	198	314	3	853	95	1	1	154	12	1,119	8	208	1	217
08	7	163	170	86	199	1	300	41	0	0	15	3	360	3	85	0	88
09	13	295	192	84	283	3	433	32	0	0	27	5	500	6	86	1	93
10	15	334	156	206	399	4	676	57	0	1	18	5	761	7	234	1	242
Total	228	3,051	1,278	1,774	2,920	19	5,081	466	6	7	346	48	5,973	49	1,783	10	1,842

TWENTY FIRST WARD

DIV	REGISTRATION: RACE			REGISTRATION: GENDER			REGISTRATION - POLITICAL PARTY AFFILIATION					OFFICIAL VOTE: DISTRICT ATTORNEY					DIV		
	WHITE	BLACK	OTHER	MEN	WOMEN	UNKNOWN	REPUBLICAN	DEMOCRAT	LIBERARIAN	GREEN	CONSTITUTIONAL	NON PARTISAN	OTHER	TOTAL	REP.	DEM. RENDELL		ALL OTHERS	TOTAL VOTES CAST-GOV
01	405	14	215	155	188	281	219	323	5	3	0	82	5	634	47	161	161	216	01
02	518	8	183	198	223	288	238	382	1	3	0	76	8	709	64	205	205	273	02
03	343	46	234	143	217	263	124	399	0	0	0	90	10	623	18	216	216	235	03
04	350	19	155	156	166	202	183	275	3	0	0	54	9	524	42	107	107	152	04
05	464	39	274	234	297	266	278	448	0	2	2	63	4	797	109	266	266	387	05
06	395	43	204	187	178	277	185	355	2	1	0	94	5	642	36	149	149	191	06
07	439	8	185	147	164	301	220	306	2	1	0	95	8	632	32	157	157	191	07
08	289	16	106	114	169	128	140	224	2	0	1	39	5	411	31	128	128	165	08
09	383	14	184	167	176	238	206	289	2	1	0	75	8	581	44	160	160	213	09
10	316	4	155	140	166	169	141	282	3	1	0	45	3	475	28	152	152	184	10
11	241	162	191	142	181	271	126	390	1	1	0	74	2	584	33	195	195	234	11
12	368	5	185	152	153	198	150	277	4	0	0	42	6	479	44	149	149	198	12
13	369	115	290	178	203	291	183	317	8	1	0	88	7	588	69	154	154	232	13
14	428	10	226	187	223	264	212	355	1	0	0	89	4	654	43	291	291	342	14
15	322	10	158	139	173	178	170	269	3	0	1	41	6	480	59	153	153	267	15
16	370	8	157	158	191	186	188	300	5	0	0	40	2	535	51	186	186	231	16
17	367	8	178	135	201	217	198	310	4	0	0	35	6	553	59	164	164	231	17
18	334	16	150	141	176	183	155	296	4	0	0	42	3	500	36	173	173	216	18
19	301	39	186	115	172	239	142	320	4	0	0	55	5	526	52	172	172	228	19
20	395	35	219	182	189	278	197	383	4	0	1	59	5	649	58	161	161	226	20
21	479	31	334	218	267	359	270	492	4	0	0	69	9	844	109	263	263	385	21
22	490	191	548	265	385	579	280	693	3	1	0	226	26	1,229	32	313	313	351	22
23	466	261	339	285	358	503	334	733	6	2	0	59	12	946	33	449	449	502	23
24	466	21	169	191	258	237	251	349	2	1	2	65	6	686	98	219	219	268	24
25	358	21	198	155	220	200	200	323	4	0	1	46	1	575	60	201	201	268	25
26	418	53	242	157	251	302	205	434	3	0	0	63	5	710	46	221	221	268	26
27	401	41	242	177	279	311	231	320	2	0	0	36	2	580	44	232	232	324	27
28	553	51	282	243	327	385	263	463	5	0	2	85	8	986	84	241	241	371	28
29	516	59	354	221	323	385	263	344	5	0	2	85	8	986	84	241	241	371	29
30	376	8	193	146	205	226	202	344	0	0	1	36	2	577	57	203	203	342	30
31	382	27	183	181	200	211	255	296	3	0	1	28	1	592	84	194	194	265	31
32	569	40	329	254	344	330	338	522	3	0	0	73	2	938	159	352	352	466	32
33	597	59	302	302	345	311	337	548	1	0	0	63	9	956	181	312	312	486	33
34	456	44	241	189	268	284	242	424	3	3	1	64	4	741	76	235	235	318	34
35	279	40	163	113	158	211	157	269	5	1	1	47	2	482	46	120	120	168	35
36	279	40	163	113	158	211	157	269	5	1	1	47	2	482	46	120	120	168	36
37	398	5	167	157	210	203	225	311	0	0	0	27	5	570	70	194	194	265	37
38	450	9	209	199	255	214	235	397	0	0	0	32	4	668	104	244	244	351	38
39	653	37	458	264	323	551	373	585	4	3	0	178	15	1,158	78	280	280	341	39
40	483	44	288	221	307	307	287	443	6	0	0	61	2	743	105	257	257	369	40
41	457	51	235	196	287	260	243	443	6	0	1	48	2	743	105	257	257	369	41
42	493	16	177	200	214	184	255	308	3	0	0	27	5	588	89	217	217	317	42
43	403	15	177	192	222	231	239	315	0	0	0	57	4	615	101	167	167	271	43
44	415	1	177	192	222	231	239	315	0	0	1	24	0	596	150	168	168	342	44
45	426	26	206	138	302	218	260	346	0	1	0	47	0	688	157	286	286	389	45
Total	18,541	1,747	10,176	8,168	10,601	11,695	9,921	17,237	123	24	17	2,884	258	30,464	3,286	9,765	281	13,302	

TWENTY SECOND WARD

DIV	REGISTRATION: RACE			REGISTRATION: GENDER		REGISTRATION - POLITICAL PARTY AFFILIATION							OFFICIAL VOTE: DISTRICT ATTORNEY			DIV			
	WHITE	BLACK	OTHER	MEN	WOMEN	UNKNOWN	REPUBLICAN	DEMOCRAT	LIBER TARIAN	GREEN	CONSTITUTIONAL	NON PARTISAN	OTHER	TOTAL	REP.		DEM. RENDELL	ALL OTHERS	TOTAL VOTES CAST-GOV
01	332	183	308	214	325	264	66	674	0	7	0	49	7	803	23	466	31	520	
02	264	192	284	224	277	239	50	635	1	0	0	51	0	740	12	422	11	445	
03	159	152	215	134	187	205	41	424	4	3	0	48	6	526	8	229	8	245	
04	114	224	218	150	222	184	47	462	2	0	0	41	4	556	20	262	10	292	
05	195	213	318	167	258	301	41	592	5	6	0	71	11	726	13	341	26	380	
06	194	301	298	174	302	317	64	660	3	2	0	56	8	793	22	389	12	423	
07	138	282	316	172	243	321	56	604	1	3	1	67	4	736	20	338	5	363	
08	102	260	206	118	210	240	38	477	1	0	1	46	5	568	3	237	7	247	
09	32	320	166	106	190	222	29	451	1	3	0	31	3	518	9	212	3	224	
10	171	206	324	133	209	361	66	534	1	1	0	92	9	703	6	230	15	251	
11	58	254	162	122	165	165	33	392	3	0	0	21	3	452	6	162	2	170	
12	11	142	172	136	200	289	31	546	1	0	1	24	2	605	7	229	2	238	
13	11	372	206	154	225	210	37	521	2	0	0	26	3	589	6	241	2	249	
14	83	309	286	164	215	248	75	634	1	0	0	17	3	607	11	284	4	289	
15	8	410	189	144	215	248	31	444	2	0	0	12	8	527	2	255	5	282	
16	56	285	176	142	225	163	36	460	2	0	0	26	4	430	9	192	5	206	
17	88	266	148	128	211	139	20	433	0	0	0	27	0	569	4	281	3	296	
18	21	308	149	128	211	139	20	433	0	0	0	27	0	569	10	272	9	276	
19	6	256	137	74	173	152	24	505	3	0	0	12	0	399	6	203	1	210	
20	4	351	146	111	202	185	22	455	2	1	0	20	3	501	6	222	0	228	
21	8	344	175	106	207	214	30	475	1	0	0	17	3	527	9	223	0	232	
22	155	210	183	165	210	183	49	465	2	0	1	33	8	558	16	279	11	306	
23	93	350	191	176	227	231	36	567	0	0	1	28	2	634	15	318	5	338	
24	30	183	104	73	106	138	13	282	0	0	1	19	2	317	8	163	8	179	
25	34	339	202	149	216	210	32	524	1	0	0	15	3	575	11	289	1	301	
26	18	398	163	161	248	171	23	533	0	0	0	22	2	580	12	328	1	339	
27	9	358	169	148	192	176	17	479	0	1	0	16	3	516	8	253	5	266	
28	26	385	154	155	224	186	25	521	0	0	0	16	3	565	8	310	3	321	
29																			
Total	2,401	8,570	5,985	4,158	6,342	6,456	1,079	14,668	41	27	8	1,008	125	16,956	304	8,034	192	8,530	

TWENTY THIRD WARD

DIV	REGISTRATION: RACE			REGISTRATION: GENDER			REGISTRATION - POLITICAL PARTY AFFILIATION					OFFICIAL VOTE: DISTRICT ATTORNEY				DIV				
	WHITE	BLACK	OTHER	MEN	WOMEN	UNKNOWN	LIBERARIAN	DEMOCRAT	REPUBLICAN	GREEN	CONSTITUTIONAL	NON PARTISAN	OTHER	TOTAL	REP.		DEM. RENDELL	ALL OTHERS	TOTAL VOTES CAST-GOV	
01	215	91	201	109	137	261	372	109	1	1	3	16	5	587	35	101	1	137	01	
02	283	71	233	153	166	268	419	138	1	0	0	22	7	587	33	154	4	191	02	
03	213	54	187	106	130	218	298	130	2	0	1	15	5	454	26	117	1	144	03	
04	271	75	280	139	180	307	406	179	0	0	3	32	4	626	58	165	3	226	04	
05	263	150	322	155	168	412	502	200	0	0	0	49	6	735	38	166	2	206	05	
06	239	203	412	232	213	458	633	201	0	0	2	54	7	903	32	138	4	174	06	
07	201	203	256	127	176	357	485	200	0	0	0	39	9	660	29	144	0	173	07	
08	268	86	236	143	171	276	383	174	1	1	1	31	6	590	66	159	4	229	08	
09	311	55	206	150	186	236	363	241	0	0	1	27	6	572	90	185	5	280	09	
10	407	87	351	207	279	359	477	241	0	0	3	41	6	845	122	283	4	409	10	
11	124	92	429	106	141	398	477	116	2	0	3	52	4	664	15	158	2	140	11	
12	120	188	356	116	166	382	484	121	0	0	0	35	1	691	97	245	3	173	12	
13	321	86	284	192	217	282	445	207	3	0	3	33	1	663	64	242	5	347	13	
14	437	18	208	183	210	270	370	253	0	0	2	22	1	578	30	105	0	311	14	
15	236	86	256	128	151	298	388	185	0	0	0	31	5	635	8	197	1	135	15	
16	68	265	302	130	166	339	518	78	0	0	0	14	4	436	1	141	0	196	16	
17	40	265	209	109	160	246	380	25	0	0	2	23	7	476	8	172	1	189	17	
18	57	246	177	111	168	268	480	55	0	0	0	23	7	576	8	172	0	182	18	
19	61	342	192	182	184	383	480	104	0	0	1	30	2	528	25	136	3	184	19	
20	161	358	242	122	209	314	557	113	0	0	1	30	2	645	9	236	1	246	20	
21	168	132	281	106	150	305	405	113	4	0	6	29	4	561	18	116	2	136	21	
22	200	78	241	130	161	288	382	111	2	0	0	21	3	519	23	107	2	132	22	
23																				23
Total	4,655	3,392	6,081	3,207	3,941	6,980	10,153	3,112	41	2	33	689	98	14,128	869	3,802	55	4,726		

TWENTY FOURTH WARD

DIV	REGISTRATION: RACE			REGISTRATION: GENDER			REGISTRATION - POLITICAL PARTY AFFILIATION										OFFICIAL VOTE: DISTRICT ATTORNEY				DIV															
	WHITE	BLACK	OTHER	MEN	WOMEN	UNKNOWN	REPUBLICAN	DEMOCRAT	LIBERARIAN	GREEN	CONSTITUTIONAL	NON PARTISAN	OTHER	TOTAL	REP.	DEM. RENDELL	ALL OTHERS	TOTAL VOTES CAST-GOV																		
01	249	175	292	231	183	302	118	461	8	1	0	114	14	716	6	186	6	198	01																	
02	30	305	159	127	155	212	29	425	3	0	1	35	1	494	4	173	3	180	02																	
03	5	390	200	115	218	262	26	537	1	0	2	24	5	595	5	229	4	238	03																	
04	10	353	169	111	186	235	37	469	0	0	2	22	2	532	4	140	1	145	04																	
05	216	165	282	176	191	297	81	457	3	6	0	112	5	664	22	204	16	242	05																	
06	184	385	431	194	357	459	93	803	2	2	0	106	4	1,010	9	387	2	388	06																	
07	10	384	181	137	185	253	36	514	2	0	0	18	5	575	1	192	0	193	07																	
08	86	283	211	156	154	270	50	434	6	4	0	78	8	580	6	160	8	174	08																	
09	4	325	159	139	142	207	41	431	2	0	1	13	0	488	7	165	2	175	09																	
10	294	90	531	288	195	462	210	396	8	6	2	272	21	915	6	75	7	88	10																	
11	10	332	153	121	167	207	32	430	2	0	0	29	2	495	3	150	3	156	11																	
12	3	335	135	110	155	208	28	427	0	0	0	15	3	473	3	146	0	149	12																	
13	4	339	139	113	169	200	30	443	0	0	0	7	2	482	5	188	0	193	13																	
14	9	359	146	118	185	233	33	472	1	0	1	19	1	537	8	191	0	199	14																	
15	2	265	132	189	108	188	26	324	1	0	1	15	1	445	3	138	0	141	15																	
16	2	266	100	81	108	189	24	324	0	0	2	15	3	368	1	103	0	141	16																	
17	0	281	97	86	115	177	23	340	0	0	0	15	0	378	0	117	0	110	17																	
Total																			1,114	5,115	3,518	2,393	2,993	4,361	927	7,764	39	19	12	909	77	9,747	93	2,955	53	3,101

TWENTY FIFTH WARD

DIV	REGISTRATION: RACE			REGISTRATION: GENDER			REGISTRATION - POLITICAL PARTY AFFILIATION					OFFICIAL VOTE: DISTRICT ATTORNEY			DIV				
	WHITE	BLACK	OTHER	MEN	WOMEN	UNKNOWN	REPUBLICAN	DEMOCRAT	LIBERARIAN	GREEN	CONSTITUTIONAL	NON PARTISAN	OTHER	TOTAL		REP.	DEM. RENDELL	ALL OTHERS	TOTAL VOTES CAST-GOV
01	258	4	177	143	170	226	204	299	2	1	26	6	539	51	150	4	205	01	
02	283	19	165	98	134	235	158	279	3	0	1	3	467	46	117	4	167	02	
03	444	2	178	167	218	239	218	373	1	0	23	3	624	83	231	4	318	03	
04	392	4	197	147	165	281	269	285	1	0	2	7	593	65	161	4	230	04	
05	374	2	181	150	174	223	268	269	0	1	16	2	557	76	222	3	301	05	
06	298	1	135	122	139	173	170	249	1	0	11	2	434	53	172	1	226	06	
07	382	2	170	144	171	238	291	245	1	0	14	3	554	104	164	1	269	07	
08	374	4	174	139	211	202	190	335	4	0	19	4	552	70	184	6	260	08	
09	180	55	198	97	103	233	85	310	1	0	30	6	433	11	101	0	112	09	
10	339	17	190	119	169	258	196	328	0	0	11	1	546	64	170	1	235	10	
11	337	2	149	121	154	213	192	276	0	1	17	1	468	76	187	1	264	11	
12	337	2	149	121	154	213	192	276	0	1	17	1	468	76	187	1	264	12	
13	117	113	269	133	125	241	85	378	2	0	2	30	2	499	35	94	2	131	13
14	219	55	213	107	118	262	82	379	5	0	14	6	487	13	88	2	103	14	
15	178	109	233	91	120	309	140	350	1	0	25	3	520	17	55	0	72	15	
16	75	116	211	65	76	261	65	317	2	0	15	2	402	11	73	0	84	16	
17	140	60	188	70	87	241	105	283	4	0	23	2	388	15	69	0	84	17	
18	215	61	208	91	91	302	143	310	1	2	2	2	484	24	79	1	104	18	
19	165	61	222	85	123	250	97	345	1	0	22	3	468	18	95	2	115	19	
20	167	81	258	85	110	331	116	378	3	1	12	4	508	12	81	0	104	20	
21	177	47	168	104	110	272	136	284	1	0	16	6	489	20	159	1	212	21	
22	327	4	168	106	150	273	160	284	3	0	8	4	489	70	143	1	226	22	
23	311	31	204	106	163	277	222	306	1	0	13	4	546	36	53	3	185	23	
24	292	21	199	109	158	245	192	291	1	0	25	2	512	24	42	0	195	24	
Total	6,539	872	4,695	2,796	3,392	5,918	4,082	7,388	39	6	22	83	12,106	1,121	3,223	48	4,392		

TWENTY SIXTH WARD

DIV	REGISTRATION: RACE			REGISTRATION: GENDER			REGISTRATION - POLITICAL PARTY AFFILIATION							OFFICIAL VOTE: DISTRICT ATTORNEY			DIV					
	WHITE	BLACK	OTHER	MEN	WOMEN	UNKNOWN	LIBER TARIAN	DEMOCRAT	REPUBLICAN	GREEN	CONSTITUTIONAL	NON PARTISAN	OTHER	TOTAL	REP.	DEM. RENDELL		ALL OTHERS	TOTAL VOTES CAST-GOV			
01	438	3	196	216	228	193	1	460	167	212	193	0	0	0	8	1	637	90	202	3	295	01
02	608	4	235	271	306	270	1	621	212	212	270	0	0	0	12	1	847	130	296	2	428	02
03	459	4	115	197	230	151	1	440	129	178	240	0	0	0	7	1	578	100	185	0	285	03
04	503	2	129	176	218	240	3	433	178	178	240	0	0	0	15	4	634	100	167	4	271	04
05	492	5	131	190	218	220	0	369	232	169	233	0	0	0	20	2	628	124	156	0	280	05
06	506	4	178	185	260	233	0	488	169	188	233	0	0	0	28	2	688	94	175	2	271	06
07	509	5	132	189	249	188	1	450	175	188	249	1	1	1	17	1	646	70	186	1	257	07
08	505	4	215	205	269	250	1	507	191	191	250	0	0	0	16	0	724	108	210	1	319	08
09	527	1	173	200	253	248	3	555	127	178	248	0	0	0	16	0	701	112	194	3	309	09
10	405	4	110	152	189	178	1	483	115	115	178	1	1	0	24	5	519	49	170	3	222	10
11	428	5	154	174	237	177	2	332	207	177	237	0	0	0	16	1	588	53	197	2	252	11
12	429	4	151	141	203	239	2	350	227	177	239	0	0	0	18	4	583	128	116	1	245	12
13	457	3	136	188	239	186	0	520	95	186	239	0	0	0	15	2	833	93	202	2	297	13
14	407	2	128	178	218	197	0	360	170	186	218	0	0	0	15	3	548	87	155	3	245	14
15	358	7	169	142	180	196	0	330	177	180	196	0	0	0	21	0	488	64	148	0	212	15
16	370	8	112	133	172	187	2	328	148	187	187	0	0	0	25	6	528	67	113	4	184	16
17	372	7	169	142	180	196	0	330	177	180	196	0	0	0	20	3	482	46	133	1	180	17
18	370	3	133	136	183	177	2	328	107	177	187	0	0	0	23	2	505	55	151	1	207	18
19	367	8	132	147	175	205	0	372	107	177	205	0	0	0	9	1	452	117	132	3	232	19
20	5	101	32	39	42	57	0	123	14	14	42	0	0	0	2	1	136	70	103	0	174	20
21	348	1	131	146	165	169	0	298	11	169	169	0	0	0	26	2	480	70	103	0	174	21
22	315	31	148	115	151	228	3	351	112	151	228	0	0	0	22	6	484	57	113	1	171	22
23	86	136	174	81	97	218	2	286	66	97	218	1	1	1	34	6	396	9	89	6	104	23
24	11	69	43	39	42	42	1	98	17	42	42	0	0	0	7	0	123	1	2	0	3	24
Total	9,247	418	3,441	3,803	4,728	4,575	26	9,283	3,295	4,728	4,575	5	8	423	65	13,106	1,878	3,672	47	5,607		

TWENTY SEVENTH WARD

DIV	REGISTRATION: RACE			REGISTRATION: GENDER			REGISTRATION - POLITICAL PARTY AFFILIATION					OFFICIAL VOTE: DISTRICT ATTORNEY				DIV			
	WHITE	BLACK	OTHER	MEN	WOMEN	UNKNOWN	REPUBLICAN	DEMOCRAT	LIBERTARIAN	GREEN	CONSTITUTIONAL	NON PARTISAN	OTHER	TOTAL	REP.		DEM. RENDELL	ALL OTHERS	TOTAL VOTES CAST-GOV
01	194	43	319	114	145	297	85	311	4	2	1	141	12	556	13	115	8	136	01
02	155	83	240	135	135	208	56	310	2	5	0	96	9	478	13	117	17	147	02
03	112	41	384	140	155	242	100	248	2	3	0	169	15	537	9	32	4	45	03
04	112	323	148	103	163	217	22	442	0	0	0	16	3	483	4	183	0	187	04
05	159	106	331	170	143	283	84	350	8	0	1	140	13	596	12	89	4	105	05
06	144	258	360	204	190	388	119	510	5	2	2	130	14	782	8	132	9	149	06
07	129	191	224	132	137	275	61	401	2	3	1	164	12	544	12	154	6	172	07
08	138	18	354	164	128	218	131	214	4	1	3	153	4	510	3	27	4	34	08
09	258	21	530	178	217	414	158	404	6	7	0	220	14	809	10	70	8	88	09
10	106	55	182	81	89	173	35	217	3	0	1	78	9	343	7	92	8	107	10
11	151	101	486	175	169	404	143	385	6	2	2	182	18	748	8	79	4	91	11
12	2	2	268	139	100	133	176	31	0	0	1	16	4	409	3	149	1	153	12
13	74	243	241	119	140	299	66	414	3	1	1	64	9	558	8	85	4	97	13
14	145	129	306	130	140	310	58	378	11	3	0	116	14	580	9	116	12	137	14
15	22	283	193	119	182	207	38	435	0	3	1	24	7	508	3	217	5	225	15
16	29	281	172	96	175	211	54	387	1	1	0	25	4	482	3	142	1	146	16
17	159	110	584	86	126	188	30	352	2	0	0	16	0	400	8	127	0	135	17
18	124	21	537	311	193	366	174	423	4	2	0	283	6	872	13	51	1	65	18
19	86	25	368	151	151	265	112	394	4	1	0	139	4	473	13	62	4	79	19
20	134	25	537	151	151	265	112	394	5	1	0	239	4	473	13	62	4	81	20
21	86	25	368	151	151	265	112	394	3	1	0	172	5	874	16	88	3	116	21
22	242	17	704	302	215	446	283	366	0	0	0	303	7	863	23	206	0	22	22
23	228	77	331	151	148	336	88	385	2	11	2	125	23	836	23	34	26	255	23
Total	2,817	3,007	7,516	3,444	3,521	6,475	2,196	7,972	82	49	16	2,915	210	13,440	208	2,446	133	2,787	

TWENTY EIGHTTH WARD

DIV	REGISTRATION: RACE			REGISTRATION: GENDER			REGISTRATION - POLITICAL PARTY AFFILIATION							OFFICIAL VOTE: DISTRICT ATTORNEY				DIV	
	WHITE	BLACK	OTHER	MEN	WOMEN	UNKNOWN	LIBERARIAN	DEMOCRAT	REPUBLICAN	GREEN	CONSTITUTIONAL	NON PARTISAN	OTHER	TOTAL	REP.	DEM. RENDELL	ALL OTHERS		TOTAL VOTES CAST-GOV
01	8	518	232	172	157	429	43	688	2	1	3	19	3	758	10	144	1	155	01
02	2	307	154	96	128	239	32	420	1	0	3	5	2	463	6	146	1	153	02
03	7	487	228	172	191	359	38	655	1	0	3	18	7	722	2	185	0	187	03
04	2	378	171	147	167	237	28	502	1	0	1	13	6	551	3	208	3	214	04
05	1	465	181	146	217	284	24	602	1	0	0	19	1	647	1	229	7	237	05
06	4	383	173	133	202	235	33	516	1	0	2	16	2	570	2	192	0	194	06
07	1	306	101	90	127	191	18	382	1	0	0	6	1	408	0	142	0	142	07
08	3	447	189	168	230	251	33	599	4	0	0	11	2	649	6	271	1	278	08
09	1	470	174	149	231	265	24	591	0	0	0	22	7	645	5	248	2	255	09
10	0	396	142	136	168	234	35	483	1	0	3	15	1	538	4	189	2	205	10
11	2	289	121	104	149	159	23	373	0	0	2	13	1	412	2	160	1	163	11
12	1	423	185	147	184	278	27	563	2	0	1	15	1	609	6	223	3	232	12
13	4	429	187	135	188	287	21	586	0	0	0	12	2	620	0	227	2	229	13
14	3	367	161	127	183	221	26	479	1	0	0	23	1	531	1	176	0	177	14
15	2	322	152	109	151	202	33	496	0	0	4	16	1	552	3	144	0	147	15
16	2	334	134	108	153	178	24	451	0	0	1	10	4	470	1	226	1	228	16
17	3	380	163	109	169	278	28	484	2	0	2	16	3	546	0	186	3	199	17
18	5	443	177	125	185	305	40	564	2	0	0	15	4	623	1	210	0	211	18
Total	57	7,224	3,035	2,384	3,220	4,712	531	9,426	20	1	25	264	49	10,316	53	3,560	27	3,640	

TWENTY NINTH WARD

DIV	REGISTRATION: RACE			REGISTRATION: GENDER			REGISTRATION - POLITICAL PARTY AFFILIATION										OFFICIAL VOTE: DISTRICT ATTORNEY			DIV
	WHITE	BLACK	OTHER	MEN	WOMEN	UNKNOWN	REPUBLICAN	DEMOCRAT	LIBERARIAN	GREEN	CONSTITUTIONAL	NON PARTISAN	OTHER	TOTAL	REP.	DEM. RENDELL	ALL OTHERS	TOTAL VOTES CAST-GOV		
01	51	273	297	156	150	315	61	486	6	0	1	56	11	631	8	145	4	157	01	
02	12	466	252	224	129	397	39	681	1	0	0	27	2	750	2	143	1	146	02	
03	03	77	328	256	161	185	62	547	3	1	1	41	6	661	8	263	4	743	03	
04	2	246	118	66	89	211	27	324	3	0	1	9	2	366	0	66	0	66	04	
05	05	1	212	103	80	88	17	266	0	0	1	14	3	316	6	79	0	85	05	
06	1	256	118	99	118	158	20	338	0	0	1	14	2	375	3	116	1	120	06	
07	1	260	110	58	140	193	22	366	1	0	0	2	0	391	2	129	0	131	07	
08	6	308	137	120	110	221	32	409	1	0	2	5	2	451	5	145	2	152	08	
09	0	262	116	86	111	181	27	340	0	0	1	10	0	378	5	129	0	134	09	
10	26	338	151	113	155	247	37	460	0	0	1	14	4	515	4	163	1	168	10	
11	36	329	177	119	157	266	33	470	2	0	2	28	6	542	8	165	6	179	11	
12	11	322	170	92	141	270	18	458	0	2	2	19	4	503	5	144	3	152	12	
13	6	423	182	158	211	242	35	563	0	0	0	11	2	611	7	265	2	274	13	
14	4	239	129	90	120	162	19	345	0	0	0	7	1	372	3	138	1	142	14	
15	4	429	148	125	199	257	33	531	0	0	0	16	3	581	6	202	0	208	15	
16	8	345	139	107	193	182	24	446	0	0	1	18	3	492	6	208	1	215	16	
17	4	343	132	119	151	209	25	440	1	0	0	11	2	479	4	173	2	179	17	
18	6	384	134	131	162	231	22	491	1	0	1	9	0	524	4	225	0	229	18	
Total	256	5,803	2,869	2,104	2,609	4,215	553	7,981	19	3	14	307	51	8,928	89	2,940	29	3,058		

THIRTIETH WARD

DIV	REGISTRATION: RACE			REGISTRATION: GENDER			REGISTRATION - POLITICAL PARTY AFFILIATION							OFFICIAL VOTE: DISTRICT ATTORNEY			DIV		
	WHITE	BLACK	OTHER	MEN	WOMEN	UNKNOWN	REPUBLICAN	DEMOCRAT	TARIAN	GREEN	CONSTITUTIONAL	NON PARTISAN	OTHER	TOTAL	REP.	DEM. RENDELL		ALL OTHERS	TOTAL VOTES CAST-SOV
01	196	313	387	245	215	436	88	664	7	3	1	117	16	896	20	312	6	338	01
02	52	389	237	229	119	330	56	567	1	2	1	40	11	678	2	179	1	182	02
03	350	74	341	218	191	356	101	534	5	2	0	113	10	765	17	230	3	250	03
04	10	226	152	94	108	186	23	338	0	0	0	22	5	388	7	133	1	141	04
05	12	253	116	96	111	174	29	336	0	1	2	9	4	381	4	136	1	141	05
06	122	256	225	172	155	276	69	453	3	1	0	70	7	603	10	233	2	245	06
07	374	114	476	268	238	458	95	684	4	4	0	168	9	964	18	388	7	413	07
08	361	19	335	208	207	300	101	469	2	1	2	134	6	715	18	313	15	346	08
09	100	355	271	204	191	331	65	581	5	1	0	55	9	726	12	244	6	262	09
10	4	208	90	66	81	155	17	281	0	0	0	2	2	302	3	91	2	96	10
11	1	371	162	122	136	288	42	465	1	1	1	31	3	544	8	163	3	174	11
12	8	324	165	123	173	201	32	439	1	0	0	21	4	497	1	182	0	183	12
13	43	429	216	144	225	319	37	589	3	1	1	44	3	688	8	245	2	255	13
14	55	248	205	116	143	249	40	408	3	1	1	44	2	508	4	184	4	192	14
15	116	279	239	145	181	308	40	518	2	4	0	65	5	634	5	228	10	243	15
16	242	55	257	166	153	235	73	369	3	7	0	93	9	554	37	195	7	239	16
17	99	230	157	139	158	189	52	397	2	1	0	28	6	486	22	172	3	197	17
Total	2,155	4,143	4,031	2,755	2,785	4,789	969	8,112	42	30	9	1,056	111	10,329	202	3,708	74	3,984	

THIRTY FIRST WARD

DIV	REGISTRATION: RACE			REGISTRATION: GENDER			REGISTRATION - POLITICAL PARTY AFFILIATION							OFFICIAL VOTE: DISTRICT ATTORNEY			DIV	
	WHITE	BLACK	OTHER	MEN	WOMEN	UNKNOWN	LIBERARIAN	DEMOCRAT	REPUBLICAN	CONSTITUTIONAL	NON PARTISAN	OTHER	TOTAL	REP.	DEM. RENDELL	ALL OTHERS		TOTAL VOTES CAST-GOV
01	182	16	212	117	101	202	284	133	0	0	19	4	420	14	96	3	113	01
02	69	44	392	87	102	316	379	93	0	0	33	0	505	12	73	2	87	02
03	240	12	128	96	103	181	212	123	1	1	39	0	380	25	81	2	108	03
04	448	4	168	178	187	255	399	191	0	1	24	3	620	50	195	1	246	04
05	345	1	184	129	169	232	286	217	0	0	21	4	530	72	156	2	230	05
06	328	7	130	119	144	202	271	177	1	1	12	2	465	40	146	3	189	06
07	522	7	217	188	227	331	507	219	0	0	17	3	746	71	254	3	328	07
08	286	108	332	240	144	342	531	152	0	0	31	11	726	15	95	0	110	08
09	159	46	379	152	83	349	428	110	0	0	38	3	584	8	76	1	85	09
10	169	5	120	71	66	157	185	99	0	1	9	0	284	13	70	1	84	10
11	233	42	251	127	112	267	311	180	0	0	29	3	526	24	112	0	136	11
12	250	24	242	104	132	280	374	114	0	2	23	2	516	22	115	3	140	12
13	351	6	147	125	153	226	285	177	0	1	27	3	504	61	134	3	198	13
14	325	10	147	115	153	214	269	196	0	0	15	1	482	52	148	2	202	14
15	354	3	184	160	168	213	257	257	0	1	19	1	541	72	174	3	249	15
16	482	14	239	196	229	310	387	305	0	0	26	5	735	110	242	0	352	16
17	325	7	154	127	132	227	224	224	0	1	10	1	488	58	144	6	208	17
18	275	10	134	106	120	193	280	143	0	0	14	2	419	61	114	3	178	18
19	359	17	152	112	167	249	288	219	0	1	17	2	528	60	143	0	209	19
Total	5,712	383	3,912	2,549	2,692	4,766	6,164	3,329	26	2	423	53	10,007	846	2,612	44	3,502	

THIRTY SECOND WARD

DIV	REGISTRATION: RACE			REGISTRATION: GENDER			REGISTRATION - POLITICAL PARTY AFFILIATION					OFFICIAL VOTE: DISTRICT ATTORNEY			DIV		
	WHITE	BLACK	OTHER	MEN	WOMEN	UNKNOWN	LIBERARIAN	GREEN	CONSTITUTIONAL	NON PARTISAN	OTHER	TOTAL	REP.	DEM. RENDELL		ALL OTHERS	TOTAL VOTES CAST-GOV
01	3	274	126	96	124	183	39	352	0	0	3	493	5	146	0	146	01
02	7	302	158	84	162	221	23	427	1	0	9	467	0	115	0	120	02
03	1	363	149	128	186	189	33	459	0	0	1	489	4	184	0	189	03
04	2	334	153	126	153	210	31	442	0	0	18	513	4	188	0	193	04
05	12	165	105	69	84	129	14	245	1	0	14	282	0	50	0	51	05
06	8	253	156	83	134	200	24	370	3	0	17	447	4	134	1	138	06
07	59	346	321	142	208	376	68	563	6	0	80	726	9	128	1	138	07
08	5	358	153	128	150	238	32	470	2	0	7	516	3	117	1	121	08
09	6	372	224	135	137	330	41	534	0	0	19	602	3	127	0	130	09
10	3	385	190	139	145	294	46	520	0	0	10	578	4	177	0	182	10
11	7	419	205	129	178	324	37	569	0	0	16	631	3	187	2	192	11
12	2	409	190	105	185	311	36	535	1	0	24	601	5	166	3	174	12
13	2	281	136	125	104	190	28	372	0	0	15	419	4	98	1	103	13
14	2	220	107	88	97	144	25	288	0	0	12	329	3	73	0	76	14
15	3	357	168	118	145	265	33	482	0	0	9	528	5	136	0	141	15
16	6	489	224	159	213	357	50	651	1	0	23	729	4	148	1	153	16
17	7	446	246	183	173	343	37	632	5	0	20	689	5	148	2	155	17
18	3	423	215	123	203	315	29	587	1	0	19	641	3	209	0	212	18
19	5	339	186	128	173	221	23	486	2	0	9	532	2	218	2	222	19
20	2	388	133	102	176	284	39	491	1	0	16	553	3	151	1	155	20
21	1	309	109	85	136	198	26	288	0	0	15	323	5	186	0	191	21
22	3	385	142	144	165	221	24	459	0	0	20	523	4	162	0	183	22
23	2	279	113	80	124	180	24	354	1	0	14	390	4	143	1	184	23
24	2	363	136	111	158	233	23	464	0	0	13	502	8	174	1	183	24
25	3	408	167	111	151	315	34	520	2	0	16	577	4	164	2	170	25
26	3	288	123	82	129	203	23	368	1	0	16	414	4	118	0	120	26
27	5	406	189	92	185	323	27	549	3	0	19	600	8	211	0	219	27
28	3	226	88	38	72	207	15	293	1	0	6	317	2	102	0	104	28
29	3	360	165	113	168	248	40	466	0	0	2	488	9	199	0	208	29
30	4	333	159	117	169	212	32	452	0	0	12	498	3	197	1	201	30
31	6	333	159	117	169	212	32	452	0	0	12	498	3	197	1	201	31
Total	178	10,708	5,072	3,515	4,733	7,710	1,006	14,267	38	2	17	15,958	125	4,801	25	4,951	

THIRTY THIRD WARD

DIV	REGISTRATION: RACE			REGISTRATION: GENDER			REGISTRATION - POLITICAL PARTY AFFILIATION					OFFICIAL VOTE: DISTRICT ATTORNEY			DIV			
	WHITE	BLACK	OTHER	MEN	WOMEN	UNKNOWN	DEMOCRAT	REPUBLICAN	LIBERARIAN	GREEN	CONSTITUTIONAL	NON PARTISAN	OTHER	TOTAL		REP.	DEM. RENDELL	ALL OTHERS
01	266	20	271	148	165	244	309	220	1	0	25	19	2	557	70	178	1	249
02	283	26	276	141	209	235	373	186	1	0	1	19	2	585	68	161	2	431
03	256	16	201	130	172	171	337	120	3	0	11	11	2	473	51	145	2	198
04	250	19	235	122	163	219	324	156	1	0	22	22	1	504	66	127	6	199
05	117	83	236	90	126	220	334	80	0	2	15	5	5	436	30	114	1	145
06	242	30	325	124	157	316	400	161	0	0	35	0	0	597	49	165	2	216
07	372	47	439	191	236	431	571	239	6	0	36	6	0	858	56	202	0	258
08	231	45	316	131	158	303	384	171	0	1	23	3	3	592	48	141	1	190
09	272	32	344	140	170	338	458	166	0	0	22	0	0	648	64	170	0	234
10	253	32	229	120	139	255	333	149	1	0	28	3	5	714	60	124	1	185
11	286	54	374	178	220	316	469	213	1	1	33	2	5	758	50	198	1	244
12	299	32	427	174	217	367	478	237	6	1	33	3	5	619	42	138	5	185
13	265	36	318	131	161	327	417	159	1	0	29	2	5	593	32	126	0	158
14	244	46	303	115	164	314	406	154	1	0	24	2	5	591	25	110	1	136
15	193	68	245	105	120	366	431	128	0	0	16	5	5	493	28	97	0	125
16	193	51	246	113	109	270	342	126	0	4	19	0	0	489	8	74	3	85
17	103	99	298	87	97	245	386	130	1	1	31	2	7	515	10	87	4	101
18	103	97	315	87	83	245	351	130	1	3	22	2	4	487	9	99	0	108
19	134	76	446	87	145	470	511	139	0	6	31	1	2	702	26	77	2	105
20	112	90	237	78	102	307	350	116	0	1	25	4	4	487	16	75	0	84
21	112	90	237	72	77	290	325	116	1	1	23	6	6	429	18	64	0	112
22	165	127	454	121	134	491	564	136	3	2	23	2	2	574	23	177	3	138
23	170	76	328	108	122	344	438	109	0	0	28	3	3	537	13	27	0	86
24	141	85	311	66	90	361	393	110	1	0	28	3	3	537	9	27	0	36
Total	5,088	1,411	7,532	2,855	3,535	7,641	9,733	3,549	37	6	596	80	14,031	915	3,105	37	4,057	

THIRTY FOURTH WARD

DIV	REGISTRATION: RACE			REGISTRATION: GENDER			REGISTRATION - POLITICAL PARTY AFFILIATION					OFFICIAL VOTE: DISTRICT ATTORNEY				DIV			
	WHITE	BLACK	OTHER	MEN	WOMEN	UNKNOWN	LIBERARIAN	DEMOCRAT	REPUBLICAN	UNKNOWN	CONSTITUTIONAL	NON PARTISAN	OTHER	TOTAL	REP.		DEM. RENDELL	ALL OTHERS	TOTAL VOTES CAST-GOV
01	4	327	139	143	167	200	434	17	21	0	2	10	21	6	470	2	205	2	209
02	9	469	176	149	242	263	610	21	29	0	0	0	0	6	654	3	257	2	262
03	4	378	131	112	184	217	460	1	1	0	0	17	17	6	513	1	207	3	210
04	3	265	128	86	146	164	24	24	24	0	1	14	5	5	396	4	134	3	141
05	6	330	154	109	170	211	438	2	29	0	0	19	7	7	490	3	211	0	214
06	5	441	171	138	225	254	564	25	25	0	0	20	7	617	5	253	4	262	
07	2	409	201	231	247	254	572	0	19	0	2	17	5	612	3	249	1	253	
08	11	492	189	178	260	254	639	27	27	0	0	13	4	681	8	283	3	284	
09	2	325	154	119	176	186	435	1	28	0	0	1	6	667	7	202	1	210	
10	8	482	197	164	256	267	625	0	36	0	0	16	6	659	6	327	0	333	
11	2	448	208	158	249	252	600	2	36	0	0	24	6	730	8	259	3	270	
12	8	521	201	196	272	262	668	54	54	0	0	2	4	702	5	374	2	381	
13	77	329	222	148	195	285	544	2	67	0	0	40	5	702	16	243	0	259	
14	87	343	272	148	237	317	632	54	58	0	0	23	4	705	18	244	2	264	
15	14	457	234	164	264	277	632	3	41	0	0	23	6	705	2	281	4	287	
16	125	199	191	99	164	252	420	67	67	0	0	21	4	515	9	148	0	157	
17	184	154	147	121	159	205	360	0	0	0	1	21	2	485	13	162	0	176	
18	161	212	163	102	191	243	440	67	67	0	0	25	2	538	27	179	2	208	
19	210	280	256	173	262	311	533	120	120	0	0	33	8	746	23	268	4	245	
20	207	245	225	128	252	257	553	111	111	0	0	30	3	677	33	216	5	241	
21	211	219	230	135	255	270	554	74	74	0	0	28	2	593	2	211	5	250	
22	225	183	175	138	200	247	432	184	184	0	0	36	6	681	2	254	1	246	
23	311	181	239	170	245	273	446	164	164	0	0	38	6	681	62	237	5	354	
24	261	189	240	173	245	273	446	164	164	0	0	38	6	681	62	237	5	354	
25	200	168	340	213	233	352	180	43	43	0	1	111	11	798	33	245	6	346	
26	105	208	152	104	149	210	400	2	2	0	0	14	3	463	5	155	0	160	
27	161	195	152	130	157	221	407	2	2	0	0	25	4	508	12	202	1	215	
28	239	132	168	129	223	221	426	68	68	0	0	19	3	539	38	186	2	226	
29	206	172	220	137	226	235	501	57	57	0	0	36	2	598	13	221	2	236	
30	146	147	160	102	174	177	369	0	0	0	0	27	0	453	19	192	3	214	
31	199	163	179	135	200	206	441	73	73	0	0	19	3	541	8	224	4	237	
32	148	163	165	103	172	201	48	399	1	0	0	23	4	476	10	169	2	181	
33	165	196	184	114	175	256	69	439	0	0	0	35	1	545	25	228	2	255	
34	226	141	171	168	196	174	433	70	70	0	0	31	3	538	42	254	0	296	
35	5	298	122	113	165	147	384	25	25	0	0	12	2	425	5	192	3	200	
36	6	300	126	101	162	168	424	29	29	0	0	12	2	432	3	169	0	172	
37	153	195	195	124	180	239	389	86	86	0	0	1	28	4	543	2	179	0	181
38	24	332	156	129	177	208	461	34	34	0	0	12	4	514	5	190	3	198	
39	202	167	197	124	207	235	423	104	104	0	0	0	0	566	16	225	2	243	
40	175	140	151	110	175	181	413	28	28	0	0	20	2	466	17	205	1	223	
41	206	284	259	149	261	339	607	93	93	0	0	39	6	749	25	274	5	304	
42	14	345	161	108	206	208	475	25	25	0	0	20	8	520	8	235	1	244	
Total	4,607	11,743	7,634	5,659	8,684	9,941	20,451	2,478	2,478	45	9	29	1,114	158	24,284	627	9,591	89	10,307

THIRTY FIFTH WARD

DIV	REGISTRATION: RACE			REGISTRATION: GENDER			REGISTRATION - POLITICAL PARTY AFFILIATION						OFFICIAL VOTE: DISTRICT ATTORNEY			DIV			
	WHITE	BLACK	OTHER	MEN	WOMEN	UNKNOWN	REPUBLICAN	DEMOCRAT	LIBER TARIAN	GREEN	CONSTITUTIONAL	NON PARTISAN	OTHER	TOTAL	REF.		DEM. RENDELL	ALL OTHERS	TOTAL VOTES CAST-GOV
01	417	30	259	179	243	284	250	414	3	0	0	38	1	706	97	192	6	295	01
02	390	28	220	162	218	258	298	286	5	1	1	43	5	638	129	150	7	286	02
03	310	21	197	112	184	232	233	252	6	0	0	32	5	528	99	130	4	233	03
04	269	24	178	110	151	210	172	266	5	0	0	24	4	471	80	145	2	227	04
05	559	28	226	187	394	232	394	384	0	2	0	30	3	813	164	249	4	417	05
06	357	64	230	177	219	255	310	306	0	0	0	31	4	651	91	201	4	296	06
07	510	27	293	216	266	348	354	427	3	0	0	44	2	830	173	238	6	417	07
08	305	34	203	128	190	224	169	330	1	0	2	36	4	542	81	160	5	246	08
09	399	60	246	188	222	295	242	417	3	0	1	37	5	705	97	197	4	298	09
10	231	67	209	106	161	240	148	334	2	0	0	21	2	507	47	139	3	189	10
11	228	76	211	126	156	233	173	312	0	0	0	29	1	515	73	134	4	211	11
12	285	47	220	128	180	244	183	326	2	0	0	36	5	552	62	161	4	227	12
13	260	101	225	133	191	262	108	451	3	1	2	20	1	586	52	181	4	237	13
14	140	124	173	67	142	228	81	343	0	0	0	13	0	437	17	139	0	156	14
15	261	68	158	108	165	214	160	306	0	0	0	25	0	487	51	104	0	155	15
16	243	55	171	113	134	222	151	280	3	0	0	20	0	469	49	125	0	174	16
17	219	83	208	112	166	232	173	311	2	0	0	19	5	510	95	110	5	180	17
18	196	90	209	106	143	246	124	330	5	0	1	35	2	485	26	126	1	160	18
19	196	85	195	105	187	286	124	315	1	0	0	17	3	482	26	126	1	160	19
20	219	85	195	105	187	286	124	315	1	0	0	17	3	482	26	126	1	160	20
21	141	158	259	146	166	317	148	436	0	1	0	32	4	598	65	145	1	211	21
22	296	87	239	149	197	276	166	416	4	0	1	32	5	629	39	188	4	231	22
23	180	80	192	81	117	264	115	313	3	1	0	20	0	622	66	178	2	246	23
24	255	63	187	122	163	220	134	339	1	0	0	27	4	452	54	127	5	186	24
25	186	60	198	106	120	218	137	278	0	0	2	26	4	505	62	132	4	198	25
26	153	74	182	93	121	195	119	264	0	0	0	21	5	409	41	98	2	141	26
27	129	45	202	99	121	156	128	221	0	0	0	24	3	376	28	117	0	145	27
28	61	178	172	65	122	224	40	355	0	0	0	15	1	411	8	123	1	132	28
29	144	79	257	91	121	268	119	321	1	1	1	33	4	480	24	131	0	155	29
30	157	92	267	109	107	300	137	340	4	0	1	33	1	516	33	102	2	137	30
31	180	72	173	95	146	194	108	290	3	0	0	34	0	435	44	135	3	182	31
32	331	15	156	123	189	190	203	264	0	0	0	31	4	502	102	131	1	234	32
Total	8,320	2,191	6,716	3,975	5,547	7,705	5,558	10,579	62	8	13	924	83	17,227	2,125	4,814	95	7,034	

THIRTY SIXTH WARD

DIV	REGISTRATION: RACE			REGISTRATION: GENDER			REGISTRATION - POLITICAL PARTY AFFILIATION										OFFICIAL VOTE: DISTRICT ATTORNEY				DIV
	WHITE	BLACK	OTHER	MEN	WOMEN	UNKNOWN	REPUBLICAN	DEMOCRAT	TARIAN	LIBER	GREEN	CONSTITUTIONAL	NON PARTISAN	OTHER	TOTAL	REP.	DEM.	RENDELL	ALL OTHERS	TOTAL VOTES CAST-GOV	
01	4	313	120	100	148	189	18	407	1	0	0	0	9	2	437	6	165	1	172	01	
02	7	322	139	91	156	221	24	424	1	0	0	0	12	2	468	2	162	1	165	02	
03	3	306	150	120	148	191	20	424	1	0	0	3	10	1	459	3	163	0	165	03	
04	3	282	124	96	140	173	27	366	0	0	1	13	13	2	409	3	155	0	158	04	
05	3	349	171	120	163	240	19	480	2	0	0	15	15	6	523	7	210	3	220	05	
06	6	371	134	95	168	248	24	474	0	0	0	11	11	2	471	2	194	0	199	06	
07	4	342	125	129	133	209	25	432	0	0	1	11	11	2	471	2	175	0	177	07	
08	3	379	145	118	179	230	34	482	1	0	1	8	8	1	527	3	161	1	165	08	
09	3	328	130	163	147	211	19	427	0	0	3	10	2	461	2	165	1	168	09		
10	3	375	142	117	172	231	28	471	0	1	1	16	3	520	7	188	2	207	10		
11	12	310	158	93	163	224	23	436	1	0	0	17	3	480	6	185	0	191	11		
12	2	321	124	99	133	215	25	400	1	0	0	18	3	447	4	145	1	150	12		
13	13	417	140	127	194	249	26	526	0	0	1	15	2	570	5	213	1	219	13		
14	226	129	114	123	161	185	54	400	0	0	0	14	1	469	44	105	0	149	14		
15	4	371	165	113	195	257	33	503	0	0	1	16	4	526	4	262	2	268	15		
16	3	371	165	113	195	257	33	503	0	0	0	16	4	526	4	262	2	268	16		
17	3	335	115	108	148	201	31	406	1	0	0	15	4	467	6	168	3	168	17		
18	3	383	115	119	185	197	78	416	1	0	1	4	1	501	5	208	1	214	18		
19	5	422	122	123	194	232	26	506	0	0	1	15	1	549	2	240	2	244	19		
20	2	359	94	102	148	185	39	390	1	0	0	16	5	435	5	173	2	180	20		
21	29	358	157	118	182	244	39	487	0	0	0	13	9	544	1	181	1	183	21		
22	25	313	131	106	158	205	28	421	2	0	0	16	1	469	6	161	1	168	22		
23	6	294	152	84	143	225	28	408	0	0	0	14	2	452	1	129	0	130	23		
24	180	187	154	96	151	274	77	431	1	0	0	8	3	521	14	93	1	108	24		
25	286	97	154	129	172	236	85	426	2	0	0	17	7	537	57	97	1	155	25		
26	189	100	114	85	112	206	49	343	0	0	0	9	2	403	22	105	1	128	26		
27	394	45	172	155	189	267	91	496	2	1	1	17	3	611	52	175	4	231	27		
28	59	335	188	113	164	305	49	503	1	0	0	26	3	582	3	189	2	194	28		
29	151	42	212	99	114	192	92	262	2	0	0	42	6	405	27	103	0	130	29		
30	35	261	143	105	140	194	43	372	1	0	0	21	2	439	11	138	1	150	30		
31	47	293	185	112	143	240	67	400	1	0	1	19	7	495	12	151	2	165	31		
32	44	294	186	144	222	246	68	451	3	0	0	22	7	522	8	167	1	193	32		
33	173	294	197	140	222	267	53	385	4	0	1	63	4	594	16	182	2	224	33		
34	105	207	189	110	132	267	43	385	4	0	1	63	4	594	16	182	2	224	34		
35	39	351	152	143	174	225	46	475	0	0	1	18	2	542	15	187	3	205	35		
36	45	356	225	188	175	264	54	552	1	0	0	18	2	627	15	180	1	200	36		
37	98	254	225	140	158	280	65	462	2	0	0	42	6	578	15	180	6	201	37		
38	23	271	160	115	148	191	28	400	0	0	1	20	5	454	7	165	1	173	38		
39	9	384	162	118	189	248	32	507	0	0	0	13	3	555	2	193	1	196	39		
40	5	429	190	153	202	289	25	562	1	0	3	29	4	624	6	236	1	243	40		
41	82	142	132	81	123	152	44	282	0	0	2	27	1	356	11	108	2	121	41		
Total	2,389	11,978	6,265	4,713	6,545	9,384	1,647	18,069	34	2	30	729	131	20,642	436	6,950	58	7,444			

THIRTY SEVENTH WARD

DIV	REGISTRATION: RACE		REGISTRATION: GENDER		REGISTRATION - POLITICAL PARTY AFFILIATION				REGISTRATION - POLITICAL PARTY AFFILIATION			OFFICIAL VOTE: DISTRICT ATTORNEY			DIV			
	WHITE	BLACK	OTHER	MEN	WOMEN	UNKNOWN	REPUBLICAN	DEMOCRAT	LIBERARIAN	GREEN	CONSTITUTIONAL	NON PARTISAN	OTHER	TOTAL		REP.	DEM. RENDELL	ALL OTHERS
01	8	245	146	95	106	188	27	360	0	1	1	7	3	399	2	86	4	92
02	7	333	191	129	140	262	25	481	0	1	2	17	3	531	1	153	3	157
03	4	342	163	132	144	233	23	468	0	1	0	12	5	509	2	168	0	170
04	13	368	166	144	125	298	25	518	0	0	0	21	3	567	1	131	0	132
05	7	329	188	98	176	250	23	486	0	0	11	4	4	524	1	155	0	156
06	15	380	211	181	146	279	60	518	2	1	2	20	3	606	4	135	1	140
07	22	416	193	162	140	329	40	552	0	0	28	10	10	631	2	148	1	151
08	2	412	196	151	168	291	41	546	0	0	17	5	7	610	4	171	0	175
09	6	264	158	98	110	220	30	375	0	0	16	7	4	428	4	119	2	125
10	6	424	205	162	168	305	49	558	3	0	0	21	4	635	3	213	0	216
11	3	379	192	145	179	250	34	443	1	0	19	2	2	574	5	209	1	215
12	2	341	159	119	146	237	34	443	1	0	20	2	2	502	1	159	0	160
13	16	278	346	149	158	333	60	555	0	0	30	5	6	640	5	166	0	171
14	12	360	393	200	198	367	76	648	5	0	20	6	10	765	10	237	2	249
15	30	180	489	129	173	397	84	570	2	1	29	2	2	699	2	179	2	183
16	20	197	405	148	159	315	93	494	0	1	1	7	7	622	3	137	0	140
17	20	176	366	133	143	286	55	479	0	0	23	5	5	562	6	134	0	135
18	28	233	479	177	187	376	102	599	2	0	30	5	7	740	6	203	2	211
19	27	108	474	145	151	313	81	488	0	0	27	3	3	609	8	168	0	176
20	33	124	493	143	172	335	60	532	1	0	32	4	4	650	3	140	0	144
21	25	305	426	171	203	382	71	646	3	0	27	6	6	756	0	149	1	150
Total	306	6,194	6,059	3,011	3,292	6,256	1,123	10,847	22	4	15	454	94	12,559	68	3,387	21	3,476

THIRTY EIGHTH WARD

DIV	REGISTRATION: RACE		REGISTRATION: GENDER		REGISTRATION - POLITICAL PARTY AFFILIATION				OFFICIAL VOTE: DISTRICT ATTORNEY				DIV								
	WHITE	BLACK	OTHER	MEN	WOMEN	UNKNOWN	REPUBLICAN	DEMOCRAT	LIBERARIAN	GREEN	CONSTITUTIONAL	NON PARTISAN		OTHER	TOTAL	REP.	DEM. RENDELL	ALL OTHERS	TOTAL VOTES CAST-GOV		
01	9	438	187	97	237	300	38	572	0	1	0	18	4	634	3	191	0	197	01		
02	6	495	192	146	287	280	28	642	0	0	0	20	3	693	7	298	0	305	02		
03	3	529	238	170	246	354	49	692	0	0	0	21	8	770	7	303	1	311	03		
04	3	518	184	140	270	295	33	645	1	0	0	20	4	705	5	283	3	291	04		
05	4	529	176	155	233	321	35	657	2	0	0	13	2	709	1	264	2	267	05		
06	7	527	215	166	253	330	35	679	4	0	0	28	0	749	1	267	0	268	06		
07	8	456	195	140	231	288	29	599	3	0	2	23	3	659	8	244	0	252	07		
08	12	446	185	157	234	252	25	600	1	0	0	15	1	643	10	276	0	286	08		
09	122	401	237	179	258	323	81	611	0	0	0	64	4	760	10	270	0	280	09		
10	30	435	182	166	221	260	51	573	1	0	0	15	6	647	12	273	3	288	10		
11	326	22	177	175	184	153	123	342	0	0	0	44	3	512	43	253	5	301	11		
12	272	22	177	118	172	181	105	303	3	0	1	52	6	471	35	155	5	195	12		
13	371	18	186	146	223	206	131	382	2	0	1	56	3	575	50	284	6	340	13		
14	304	28	230	146	188	228	110	368	3	2	0	67	12	562	37	179	6	222	14		
15	294	76	208	157	185	236	84	417	3	2	1	64	7	578	32	160	10	202	15		
16	337	23	191	137	181	233	128	343	3	1	0	75	1	551	31	179	7	217	16		
17	214	230	404	205	270	373	129	591	2	2	3	104	17	848	11	191	4	206	17		
18	351	23	192	169	205	192	121	385	2	0	1	54	3	566	50	271	7	328	18		
19	4	76	38	29	34	55	9	99	1	0	0	6	1	118	0	9	0	9	19		
20	306	29	131	125	165	176	117	306	2	0	0	36	5	466	36	165	5	206	20		
21	2	473	219	144	221	329	31	636	1	0	1	23	2	694	6	285	2	273	21		
Total	2,985	5,794	4,131	3,067	4,478	5,365	1,483	10,442	34	9	18	619	95	12,910	402	4,833	70	5,305			
													Absentee and Military								
													7	53	1	61					

THIRTY NINETH WARD

DIV	REGISTRATION: RACE				REGISTRATION: GENDER		REGISTRATION - POLITICAL PARTY AFFILIATION							OFFICIAL VOTE: DISTRICT ATTORNEY				DIV		
	WHITE	BLACK	OTHER	OTHER	MEN	WOMEN	UNKNOWN	REPUBLICAN	DEMOCRAT	TARIAN	LIBER	GREEN	CONSTITUTIONAL	NON PARTISAN	OTHER	TOTAL	REP.		DEM. RENDELL	ALL OTHERS
01	378	4	202	198	231	114	452	1	0	14	3	584	51	157	3	211	0	0	0	01
02	236	71	234	124	304	59	462	1	0	17	1	541	18	166	2	185	0	0	0	02
03	493	3	222	185	213	320	617	3	0	16	4	718	68	271	3	342	0	0	0	03
04	342	7	223	149	185	238	456	1	0	17	1	572	38	133	1	172	0	0	0	04
05	192	163	212	156	144	267	456	2	0	18	3	567	44	178	1	223	0	0	0	05
06	305	2	209	140	151	225	420	1	0	13	0	516	60	235	0	295	0	0	0	06
07	438	6	362	185	240	381	700	1	0	13	1	806	61	384	2	447	0	0	0	07
08	430	10	167	181	203	223	510	3	1	17	2	607	57	204	2	263	0	0	0	08
09	89	162	152	100	116	187	336	0	1	25	2	403	14	135	0	149	0	0	0	09
10	115	286	239	158	166	296	519	1	0	24	6	620	17	235	1	253	0	0	0	10
11	246	64	214	108	123	283	430	1	0	15	1	524	27	107	0	124	0	0	0	11
12	243	4	179	125	118	177	430	1	0	15	1	524	27	107	0	124	0	0	0	12
13	265	164	271	157	218	309	532	2	0	12	4	686	16	223	0	191	0	0	0	13
14	348	4	101	127	162	164	208	0	0	12	4	453	91	126	0	217	0	0	0	14
15	442	3	230	154	228	295	540	0	0	25	2	675	25	269	2	346	0	0	0	15
16	311	36	192	132	163	244	395	0	0	19	3	539	23	121	1	145	0	0	0	16
17	253	39	222	116	161	237	397	1	0	17	2	514	30	155	0	185	0	0	0	17
18	232	8	127	85	135	147	264	3	0	8	1	367	20	111	1	132	0	0	0	18
19	226	43	127	91	120	185	275	0	0	20	2	396	11	99	0	110	0	0	0	19
20	540	3	209	211	244	297	672	1	0	6	3	819	57	354	1	412	0	0	0	20
21	472	3	344	193	223	403	549	2	0	29	3	682	44	243	7	284	0	0	0	21
22	408	23	251	185	209	288	549	2	0	29	3	682	44	243	7	284	0	0	0	22
23	176	53	201	82	111	237	367	0	0	9	1	430	13	131	0	144	0	0	0	23
24	432	89	270	194	231	374	631	4	0	27	6	799	37	279	1	317	0	0	0	24
25	35	1	176	133	185	224	356	0	0	24	4	513	61	147	2	205	0	0	0	25
26	371	5	216	133	185	274	422	3	0	28	3	591	61	147	2	205	0	0	0	26
27	404	2	185	125	185	281	429	3	0	18	2	591	48	146	3	197	0	0	0	27
28	48	357	177	135	177	270	480	2	0	20	9	582	6	160	1	167	0	0	0	28
29	410	2	138	141	192	217	439	0	0	9	1	550	73	167	0	240	0	0	0	29
30	370	15	171	140	196	220	402	1	0	34	3	556	47	167	3	217	0	0	0	30
31	514	1	194	190	271	248	575	2	0	17	2	709	78	181	4	263	0	0	0	31
32	317	46	161	108	130	285	450	2	0	14	3	524	29	180	2	191	0	0	0	32
33	418	1	168	167	219	201	442	1	0	19	3	587	44	184	0	238	0	0	0	33
34	357	24	138	126	160	233	424	1	0	24	3	519	29	159	4	192	0	0	0	34
35	461	6	183	180	207	283	444	1	0	28	3	650	49	174	2	225	0	0	0	35
36	510	2	130	177	224	241	482	0	0	6	3	642	79	197	1	277	0	0	0	36
37	44	4	103	122	133	249	363	1	0	13	3	531	54	211	4	277	0	0	0	37
38	554	8	205	185	263	361	563	1	0	8	0	650	50	211	4	277	0	0	0	38
39	489	4	157	176	247	227	510	3	0	8	2	650	50	211	4	277	0	0	0	39
40	189	82	189	98	122	209	337	1	0	16	4	429	18	94	1	113	0	0	0	40
41	524	1	144	207	265	207	159	0	0	11	3	669	92	225	1	318	0	0	0	41
42	410	4	118	162	212	158	422	1	0	9	1	532	141	141	1	189	0	0	0	42
43	376	4	134	130	175	209	378	0	0	13	4	514	47	137	1	185	0	0	0	43
44	470	10	191	187	219	265	184	2	1	18	3	671	78	149	1	228	0	0	0	44
45	479	7	277	201	248	314	605	2	0	29	3	763	53	307	4	364	0	0	0	45
46	478	2	200	192	221	148	468	1	0	50	12	660	48	273	3	324	0	0	0	46
Total	16,765	1,815	8,978	7,018	8,840	11,700	21,601	55	7	837	130	27,558	2,154	9,085	77	11,326	0	0	0	11,326

FOURTIETH WARD

DIV	REGISTRATION: RACE			REGISTRATION: GENDER			REGISTRATION - POLITICAL PARTY AFFILIATION				OFFICIAL VOTE: DISTRICT ATTORNEY				DIV				
	WHITE	BLACK	OTHER	MEN	WOMEN	UNKNOWN	REPUBLICAN	DEMOCRAT	LIBERAL	GREEN	CONSTITUTIONAL	NON PARTISAN	OTHER	TOTAL		REP.	DEM. RENDELL	ALL OTHERS	TOTAL VOTES CAST-GOV
01	243	72	89	121	136	157	128	275	0	0	0	11	0	414	45	103	0	148	01
02	365	77	136	195	252	329	144	506	3	0	0	16	1	533	9	192	5	206	02
03	50	434	227	139	225	347	32	549	2	0	0	3	0	711	15	254	1	270	03
04	9	429	166	50	176	376	34	549	2	0	0	43	1	614	11	254	1	270	04
05	14	461	261	134	246	356	40	674	2	0	0	14	5	736	6	285	1	262	05
06	201	136	129	102	135	229	125	325	1	0	2	10	3	466	17	100	0	117	06
07	5	454	212	124	208	339	44	597	1	0	1	25	3	671	7	223	2	232	07
08	18	492	306	166	242	408	46	730	1	0	0	14	4	881	4	149	1	154	08
09	93	232	197	82	137	303	90	406	2	0	3	29	7	616	5	235	3	243	09
10	155	339	229	200	123	400	149	547	1	0	0	24	2	723	26	99	1	122	10
11	155	339	229	200	123	400	149	547	1	0	0	24	2	723	26	99	1	122	11
12	155	339	229	200	123	400	149	547	1	0	0	24	2	723	26	99	1	122	12
13	155	339	229	200	123	400	149	547	1	0	0	24	2	723	26	99	1	122	13
14	155	339	229	200	123	400	149	547	1	0	0	24	2	723	26	99	1	122	14
15	205	118	111	97	130	207	107	306	2	0	1	15	3	434	19	88	0	116	15
16	194	112	121	105	126	196	114	291	1	0	1	14	6	427	8	89	0	97	16
17	177	114	130	90	121	210	120	280	2	0	1	17	1	421	12	103	1	116	17
18	143	128	107	75	103	200	89	264	4	0	0	17	4	378	10	69	1	80	18
19	157	164	234	100	148	327	128	404	3	0	1	33	6	575	16	112	2	130	19
20	162	194	147	86	124	273	81	376	1	1	2	22	0	483	15	78	0	93	20
21	138	106	118	72	95	197	53	281	3	0	0	26	5	389	8	79	0	87	21
22	138	106	118	72	95	197	53	281	3	0	0	26	5	389	8	79	0	87	22
23	137	155	164	95	123	238	105	325	1	0	0	21	4	362	13	33	0	88	23
24	178	219	195	124	170	298	112	445	0	0	0	34	4	592	18	143	2	163	24
25	198	141	180	121	182	216	101	388	1	0	0	27	2	519	25	123	2	143	25
26	158	171	150	96	143	240	101	388	1	0	0	24	5	479	19	87	0	106	26
27	186	115	107	102	118	188	133	260	1	0	0	12	1	408	20	81	2	103	27
28	302	116	193	126	198	287	164	411	3	1	0	30	2	611	38	133	2	173	28
29	203	142	161	111	161	234	134	356	1	0	1	13	1	506	25	113	0	138	29
30	248	87	145	106	145	232	60	539	1	0	2	42	3	747	11	197	1	209	30
31	248	87	145	106	145	232	60	539	1	0	2	42	3	747	11	197	1	209	31
32	200	174	186	126	159	275	98	435	0	0	0	30	5	580	16	117	5	138	32
33	83	197	185	92	117	236	70	344	0	0	1	25	5	445	13	95	4	109	33
34	5	260	122	76	124	187	16	356	1	0	1	11	2	387	2	148	0	151	34
35	286	92	127	140	166	199	111	392	2	0	0	14	1	505	39	130	2	171	35
36	234	139	163	122	156	258	111	392	2	0	1	26	2	536	35	100	0	135	36
37	317	175	223	153	215	347	139	527	2	1	2	41	3	715	45	219	2	266	37
38	17	468	235	178	268	304	46	664	0	0	0	38	3	750	18	333	4	355	38
39	46	483	344	244	325	496	99	796	1	0	0	77	2	417	19	97	2	118	39
40	99	483	344	244	325	496	99	796	1	0	0	77	2	417	19	97	2	118	40
41	187	105	175	97	128	264	70	376	2	0	0	29	6	570	21	162	3	351	41
42	60	290	229	130	189	260	52	485	2	0	0	29	6	570	21	162	3	351	42
43	201	100	118	91	134	194	74	325	0	0	1	15	4	419	30	101	2	133	43
44	101	349	182	183	228	201	44	551	1	0	1	12	3	612	24	281	2	307	44
45	95	349	245	191	231	267	61	600	1	0	0	20	7	688	34	284	1	319	45
46	101	361	160	186	238	189	54	534	3	0	0	27	4	622	24	315	2	341	46
47	12	199	101	54	95	162	16	288	0	0	0	5	2	311	2	106	0	108	47
48	325	177	201	175	218	258	128	500	3	0	0	14	3	648	63	210	0	273	48
49	202	186	176	126	230	274	119	416	2	0	1	24	3	695	88	216	1	305	49
50	202	186	176	126	230	274	119	416	2	0	1	24	3	695	88	216	1	305	50
51	204	102	132	104	127	207	111	300	3	0	0	20	4	438	13	110	3	256	51
Total	7,548	11,350	8,956	6,085	8,477	13,292	4,413	22,024	72	7	34	1,138	166	27,854	1,058	7,868	74	9,020	

FOURTY FIRST WARD

DIV	REGISTRATION: RACE			REGISTRATION: GENDER			REGISTRATION - POLITICAL PARTY AFFILIATION							OFFICIAL VOTE: DISTRICT ATTORNEY			DIV		
	WHITE	BLACK	OTHER	MEN	WOMEN	UNKNOWN	REPUBLICAN	DEMOCRAT	LIBER TARIAN	GREEN	CONSTITUTIONAL	NON PARTISAN	OTHER	TOTAL	REP.	DEM. RENDELL		ALL OTHERS	TOTAL VOTES CAST-GOV
01	311	45	207	107	163	293	115	412	1	0	1	33	1	563	22	135	1	158	01
02	348	34	236	159	181	278	143	437	6	2	0	29	0	618	44	132	2	178	02
03	310	25	180	117	166	232	129	359	0	1	2	21	0	515	38	146	3	187	03
04	408	15	239	169	213	280	176	457	1	0	2	21	0	662	76	200	1	277	04
05	211	15	117	98	95	150	115	210	2	0	2	12	0	343	42	85	2	129	05
06	412	23	203	163	209	266	149	467	0	0	0	22	0	638	61	162	2	225	06
07	309	26	164	121	129	249	136	340	0	0	0	20	0	489	44	122	1	167	07
08	386	18	232	138	193	305	202	408	2	0	1	20	0	636	72	169	3	244	08
09	362	13	174	131	163	255	141	388	3	0	0	14	0	549	66	148	2	217	09
10	388	24	180	145	164	263	165	362	3	0	1	19	0	572	66	158	3	227	10
11	341	12	203	128	136	292	184	339	1	2	1	27	0	555	65	119	3	187	11
12	363	15	141	129	148	244	128	365	1	0	1	20	0	519	68	140	2	210	12
13	422	12	186	150	202	278	132	403	2	0	0	20	0	630	77	188	2	267	13
14	365	12	198	133	168	274	132	403	4	0	0	33	0	575	48	178	3	229	14
15	367	24	167	144	184	250	164	383	4	0	0	22	0	578	75	122	4	201	15
16	352	9	122	84	156	190	90	330	1	0	0	18	0	440	51	137	0	188	16
17	352	10	154	121	151	207	126	369	4	0	0	27	0	528	51	158	3	212	17
18	355	0	164	121	157	207	143	347	3	0	0	11	0	549	52	182	5	279	18
19	344	4	178	145	173	208	158	347	1	0	10	20	0	528	76	164	2	242	19
20	391	7	213	140	198	273	152	422	2	0	0	12	0	515	83	174	4	214	20
21	365	14	136	133	166	216	119	346	1	0	1	28	0	561	49	187	1	239	21
22	370	11	180	138	195	228	119	412	1	0	0	14	0	633	89	184	4	277	22
23	427	3	203	182	217	334	268	347	1	0	0	14	0	706	75	285	6	366	23
24	473	7	226	163	220	323	65	628	1	0	3	6	0	697	78	237	5	320	24
25	501	10	186	201	238	289	123	546	1	0	5	20	0	687	78	237	5	320	25
26	357	6	146	126	181	202	105	386	1	0	0	14	0	509	61	185	2	248	26
Total	9,524	392	4,812	3,650	4,614	6,464	3,786	10,281	47	5	31	514	63	14,728	1,677	4,403	68	6,148	

FOURTY SECOND WARD

DIV	REGISTRATION: RACE			REGISTRATION: GENDER			REGISTRATION - POLITICAL PARTY AFFILIATION							OFFICIAL VOTE: DISTRICT ATTORNEY			DIV		
	WHITE	BLACK	OTHER	MEN	WOMEN	UNKNOWN	REPUBLICAN	DEMOCRAT	LIBER TARIAN	GREEN	CONSTITUTIONAL	NON PARTISAN	OTHER	TOTAL	REP.	DEM. RENDELL		ALL OTHERS	TOTAL VOTES CAST-GOV
01	240	92	448	146	195	439	157	561	3	0	1	54	4	780	46	188	1	235	01
02	131	56	347	109	141	284	98	402	2	0	2	28	2	534	19	134	1	154	02
03	151	109	380	123	178	339	89	512	4	1	0	33	1	640	30	108	1	139	03
04	80	112	482	151	145	378	97	522	1	1	1	51	1	674	13	137	0	150	04
05	113	145	470	154	166	408	94	591	2	0	3	38	2	728	20	158	2	180	05
06	141	62	378	134	145	302	124	409	4	0	3	41	4	561	16	119	1	136	06
07	98	106	431	149	138	348	90	489	4	0	4	47	1	635	26	149	1	176	07
08	112	84	398	98	138	358	100	443	2	0	1	39	9	594	19	147	0	166	08
09	101	80	318	105	128	266	92	374	2	1	2	26	2	459	16	124	3	143	09
10	88	112	397	112	199	326	109	435	2	0	4	55	5	725	13	127	2	142	10
11	114	169	442	120	199	406	86	570	4	1	4	22	4	663	4	174	4	187	11
12	41	240	346	200	255	523	103	814	4	0	2	55	1	979	32	257	4	293	12
13	17	141	349	122	172	347	89	501	4	0	2	42	3	641	27	158	2	187	13
14	11	161	348	125	182	357	123	488	3	0	1	53	6	684	42	250	5	297	14
15	175	186	368	135	151	338	130	482	1	0	3	47	4	647	35	152	1	188	15
16	93	182	340	105	153	338	122	484	2	0	2	32	3	586	55	164	2	201	16
17	94	132	357	151	189	362	132	494	1	0	1	41	4	702	43	219	8	270	17
18	213	132	357	151	189	362	132	494	1	0	0	49	3	685	41	186	1	188	18
19	176	164	345	159	195	331	97	550	1	0	0	28	2	434	16	167	3	228	19
20	88	218	339	87	114	229	72	322	3	0	2	28	4	644	11	132	1	160	20
21	54	137	239	114	143	387	104	492	3	0	3	38	4	644	13	112	1	148	21
22	110	119	415	114	124	216	102	304	1	0	0	22	2	431	19	82	0	104	22
23	120	62	249	91	124	188	90	500	1	0	0	34	3	628	38	203	1	242	23
24	203	124	302	143	188	298	90	500	0	0	0	38	0	455	12	119	2	133	24
25	75	143	237	93	142	220	74	343	1	0	0	38	0	455	13	27	0	40	25
Total	3,010	3,506	9,381	3,243	4,118	8,516	2,497	12,190	58	5	37	1,009	81	15,877	614	3,964	52	4,630	

FOURTY THIRD WARD

DIV	REGISTRATION: RACE			REGISTRATION: GENDER			REGISTRATION - POLITICAL PARTY AFFILIATION							OFFICIAL VOTE: DISTRICT ATTORNEY			DIV	
	WHITE	BLACK	OTHER	MEN	WOMEN	UNKNOWN	LIBERARIAN	GREEN	CONSTITUTIONAL	NON PARTISAN	OTHER	TOTAL	REP.	DEM. RENDELL	ALL OTHERS	TOTAL VOTES CAST-GOV		
01	26	332	161	111	158	250	61	424	2	0	25	7	519	11	151	7	169	01
02	51	277	460	171	206	411	92	648	2	0	42	4	788	11	214	1	226	02
03	56	161	521	178	200	360	140	560	1	0	33	2	738	9	154	1	164	03
04	52	226	460	145	186	407	111	578	1	0	41	5	738	11	190	0	201	04
05	40	226	432	166	158	374	80	573	2	0	37	4	698	5	158	0	163	05
06	41	118	563	151	177	394	83	609	0	0	28	2	722	9	188	2	199	06
07	38	196	621	156	214	485	140	654	1	0	58	2	855	16	149	0	165	07
08	38	229	469	149	164	423	108	569	5	0	44	6	736	8	163	0	171	08
09	26	285	254	133	150	262	63	441	2	1	0	3	565	4	116	1	121	09
10	8	368	193	108	153	308	36	483	2	0	55	6	569	4	168	2	174	10
11	28	57	419	88	113	303	93	369	1	0	41	0	504	11	100	0	111	11
12	50	80	504	133	146	355	104	474	2	1	3	4	634	10	146	1	157	12
13	37	306	340	151	170	362	83	563	1	0	32	3	663	11	171	1	182	13
14	11	394	232	147	186	304	72	529	2	0	22	8	637	8	167	1	176	14
15	9	329	195	146	163	224	33	469	0	0	26	3	533	3	162	1	168	15
16	16	302	289	149	182	276	47	530	0	0	2	4	607	4	172	1	177	16
17	10	107	403	130	143	297	69	438	1	1	2	4	570	9	138	1	148	17
18	58	186	466	153	174	451	158	581	3	0	53	4	730	17	148	1	166	18
19	28	236	465	143	150	376	106	560	5	0	28	4	811	10	183	0	188	19
20	38	145	479	136	150	260	67	454	0	0	3	2	586	4	164	0	188	20
21	15	216	325	119	177	260	80	282	0	0	0	1	356	1	162	1	164	21
22	16	253	112	94	115	172	80	282	0	0	1	4	451	2	134	0	121	22
23	11	299	151	100	131	230	88	353	1	0	14	3	451	5	168	1	179	23
24	11	297	143	107	148	196	21	410	0	0	1	1	451	5	159	1	174	24
25	17	265	360	151	178	313	68	524	0	2	1	5	642	10	34	0	176	25
Total	782	5,792	9,216	3,438	4,139	8,213	2,086	12,663	37	6	36	91	15,790	205	3,993	25	4,223	

FOURTY FOURTH WARD

DIV	REGISTRATION: RACE			REGISTRATION: GENDER			REGISTRATION - POLITICAL PARTY AFFILIATION										OFFICIAL VOTE: DISTRICT ATTORNEY			DIV
	WHITE	BLACK	OTHER	MEN	WOMEN	UNKNOWN	DEMOCRAT	LIBER TARIAN	GREEN	CONSTITUTIONAL	NON PARTISAN	OTHER	TOTAL	REP.	RENDLELL	DEM.	ALL OTHERS	TOTAL VOTES CAST-GOV		
01	15	391	175	153	174	254	41	505	3	0	26	6	581	6	191	2	199	01		
02	11	464	212	158	240	289	30	626	2	1	22	5	687	2	218	5	225	02		
03	2	325	128	100	154	201	25	417	1	0	12	0	455	3	138	1	142	03		
04	12	341	184	110	173	254	66	456	0	0	12	3	537	10	227	0	237	04		
05	41	274	164	120	150	209	73	386	0	1	18	1	479	11	123	2	136	05		
06	6	382	156	119	215	210	45	484	0	0	13	2	544	11	251	0	262	06		
07	6	420	215	137	230	274	40	576	2	0	20	3	641	3	249	1	253	07		
08	7	284	155	106	109	231	39	382	2	0	19	3	446	4	138	4	146	08		
09	5	360	142	125	182	200	32	466	1	0	6	2	507	6	202	1	209	09		
10	5	277	134	82	150	184	22	379	0	1	11	2	416	4	159	3	166	10		
11	9	412	219	133	226	281	41	568	3	0	22	4	640	6	234	1	241	11		
12	3	271	121	79	135	181	20	357	0	0	14	4	395	0	149	1	150	12		
13	4	377	158	137	176	226	64	480	2	0	13	0	539	6	180	2	188	13		
14	4	325	176	102	167	236	21	456	2	0	23	3	595	3	193	0	196	14		
15	6	376	191	148	199	226	28	525	0	0	17	3	573	7	179	3	189	15		
16	1	265	136	98	149	187	27	422	2	0	18	1	536	2	178	2	182	16		
17	5	313	166	120	165	198	31	443	2	0	20	5	488	2	182	4	186	17		
18	4	313	166	120	165	198	31	443	2	0	20	5	488	2	182	4	186	18		
19	16	354	183	141	181	231	34	506	0	0	10	2	553	5	201	2	206	19		
Total	162	6,594	3,169	2,285	3,329	4,311	598	8,815	25	2	325	52	9,925	93	3,570	34	3,697			

FOURTY FIFTH WARD

DIV	REGISTRATION: RACE			REGISTRATION: GENDER			REGISTRATION - POLITICAL PARTY - AFFILIATION							OFFICIAL VOTE: DISTRICT ATTORNEY			DIV		
	WHITE	BLACK	OTHER	MEN	WOMEN	UNKNOWN	REPUBLICAN	DEMOCRAT	LIBERARIAN	GREEN	CONSTITUTIONAL	NON PARTISAN	OTHER	TOTAL	REP.	DEM. RENDELL		ALL OTHERS	TOTAL VOTES CAST-GOV
01	416	1	241	164	192	302	289	390	1	1	0	16	1	658	91	211	5	307	01
02	347	20	239	140	170	296	198	370	2	0	4	30	0	606	53	182	2	237	02
03	610	5	333	233	304	411	468	444	0	0	1	28	0	948	143	308	3	454	03
04	462	1	211	164	239	251	298	354	1	0	1	15	0	674	122	230	8	360	04
05	426	2	216	162	194	288	255	367	0	0	0	21	0	644	96	194	2	292	05
06	438	9	190	162	211	264	258	359	1	0	1	18	0	637	86	180	4	270	06
07	333	6	150	138	155	196	135	328	2	0	0	20	0	489	64	154	1	219	07
08	286	37	219	125	143	274	209	307	3	0	1	19	0	542	27	108	1	136	08
09	299	55	266	152	142	326	179	386	3	0	1	43	0	620	34	89	2	125	09
10	199	48	255	106	129	267	148	400	2	0	1	21	0	502	18	89	1	108	10
11	292	72	310	138	172	364	239	400	2	0	0	31	0	674	48	71	3	122	11
12	213	24	152	89	97	203	162	203	1	0	0	17	0	389	34	93	1	128	12
13	321	33	229	117	153	313	266	280	0	0	1	24	0	563	53	124	0	177	13
14	112	5	61	48	48	82	62	108	1	0	0	7	0	178	12	48	0	60	14
15	473	4	219	158	222	316	338	333	1	0	0	19	0	696	79	199	1	279	15
16	235	28	192	83	157	215	142	286	1	0	0	24	0	455	22	106	1	129	16
17	354	30	230	131	188	295	227	355	1	1	1	23	0	614	40	121	2	163	17
18	506	43	162	90	100	243	142	263	1	1	0	20	0	433	22	76	2	100	18
19	437	60	222	171	203	255	176	340	0	0	0	18	0	539	29	99	0	128	19
20	275	21	190	97	137	224	247	352	1	0	0	13	0	617	101	216	0	319	20
21	271	2	152	154	202	203	234	324	0	0	0	8	0	485	90	111	2	171	21
22	444	7	225	182	202	292	245	324	0	0	0	24	0	676	97	192	1	308	22
23	505	4	259	183	252	333	342	409	1	0	1	16	0	768	103	263	4	368	23
24	505	4	259	183	252	333	342	409	1	0	1	16	0	768	103	263	4	368	24
25	328	4	194	118	171	237	221	283	3	0	0	17	0	526	68	159	4	231	25
Total	8,672	526	5,324	3,472	4,341	6,709	5,779	8,112	31	3	13	505	79	14,522	1,652	3,907	57	5,616	

FOURTY SIXTH WARD

DIV	REGISTRATION: RACE				REGISTRATION: GENDER			REGISTRATION - POLITICAL PARTY AFFILIATION										OFFICIAL VOTE: DISTRICT ATTORNEY				DIV
	WHITE	BLACK	OTHER	MEN	WOMEN	UNKNOWN		LIBERARIAN	DEMOCRAT	REPUBLICAN	DEMOCRAT	REPUBLICAN	DEMOCRAT	REPUBLICAN	OTHER	TOTAL	REP.	DEM. RENDELL	ALL OTHERS	TOTAL VOTES CAST-GOV		
01	190	152	300	145	201	286	42	507	1	76	0	9	642	12	260	17	289	01				
02	49	235	203	95	156	236	27	410	1	36	2	7	487	6	185	11	202	02				
03	10	394	189	152	201	240	31	533	2	20	2	4	593	5	205	2	212	03				
04	11	381	150	111	197	234	23	487	0	16	4	2	542	4	214	3	221	04				
05	8	361	136	111	189	205	19	468	0	0	2	0	505	8	228	0	236	05				
06	1	501	179	155	258	268	18	638	0	21	3	1	681	9	301	1	311	06				
07	74	266	202	127	150	265	41	440	1	50	0	0	542	4	183	4	191	07				
08	128	328	347	172	229	402	53	640	3	5	0	0	803	11	283	15	309	08				
09	43	278	205	116	148	262	22	449	7	5	0	0	526	4	164	12	180	09				
10	6	312	161	111	169	199	18	442	0	16	0	0	478	7	194	0	201	10				
11	6	383	199	132	202	254	38	527	1	17	1	3	588	5	278	1	284	11				
12	5	436	181	139	196	287	28	565	2	11	1	2	622	5	273	0	278	12				
13	3	305	132	96	186	181	30	440	0	11	0	0	440	2	216	2	220	13				
14	4	400	163	141	230	196	24	406	0	10	0	0	440	3	188	1	192	14				
15	186	297	307	163	201	408	25	530	0	9	0	0	567	4	250	0	254	15				
16	287	378	198	133	253	396	70	596	5	4	1	0	790	21	285	21	308	16				
17	287	150	248	141	146	242	42	629	2	8	0	0	847	20	289	26	353	17				
18	259	150	248	141	146	242	42	629	5	11	0	0	858	10	298	23	353	18				
19	1	427	167	144	246	412	33	656	5	11	1	7	878	20	335	13	352	19				
20	1	339	136	131	175	240	33	542	2	0	0	0	589	6	239	15	250	20				
21	73	510	314	174	250	473	64	767	3	13	3	4	876	5	210	4	219	21				
22	190	237	353	176	211	383	68	561	1	57	1	13	887	4	268	7	279	22				
23																						
Total	1,653	7,440	5,225	3,279	4,545	6,504	894	12,103	44	1,093	22	51	14,328	208	5,511	201	5,920					

FOURTY SEVENTH WARD

DIV	REGISTRATION: RACE			REGISTRATION: GENDER			REGISTRATION - POLITICAL PARTY AFFILIATION					OFFICIAL VOTE: DISTRICT ATTORNEY				DIV		
	WHITE	BLACK	OTHER	MEN	WOMEN	UNKNOWN	REPUBLICAN	DEMOCRAT	LIBERARIAN	GREEN	CONSTITUTIONAL	NON PARTISAN	OTHER	TOTAL	REP.		DEM. RENDELL	ALL OTHERS
01	19	383	251	152	111	400	44	575	1	0	1	35	7	663	2	107	2	111
02	24	428	306	142	174	442	64	637	1	0	2	47	7	758	8	147	4	159
03	17	371	262	124	143	363	50	560	3	1	2	29	5	650	6	137	3	146
04	5	195	98	81	82	135	22	267	1	0	0	5	3	298	0	87	2	88
05	2	288	140	89	111	230	15	403	0	0	2	9	1	430	1	129	0	130
06	11	267	141	124	105	190	35	363	1	0	0	14	6	419	4	109	0	113
07	7	243	133	90	101	192	16	357	0	0	0	10	0	383	0	97	0	97
08	3	295	123	87	96	238	21	384	3	0	2	8	3	421	1	142	0	143
09	4	247	112	100	117	176	29	322	0	0	0	7	5	363	4	71	0	75
10	8	264	133	100	117	188	37	355	0	0	0	13	0	405	8	104	1	113
11	3	320	153	148	132	196	27	441	2	0	1	4	1	476	3	146	1	150
12	4	237	126	76	94	197	27	320	0	1	3	16	0	367	2	58	0	60
13	2	261	125	78	125	185	24	359	1	0	0	3	3	388	6	123	1	130
14	3	170	79	58	56	138	21	218	2	0	0	8	3	252	2	51	0	53
Total	112	3,878	2,182	1,449	1,534	3,290	432	5,561	15	2	13	208	42	6,273	48	1,521	14	1,563

FOURTY EIGHTH WARD

DIV	REGISTRATION: RACE			REGISTRATION: GENDER			REGISTRATION - POLITICAL PARTY AFFILIATION							OFFICIAL VOTE: DISTRICT ATTORNEY			DIV		
	WHITE	BLACK	OTHER	MEN	WOMEN	UNKNOWN	REPUBLICAN	DEMOCRAT	LIBERARIAN	GREEN	CONSTITUTIONAL	NON PARTISAN	OTHER	TOTAL	REP.	DEM. RENDELL		ALL OTHERS	TOTAL VOTES CAST-GOV
01	158	154	168	110	165	205	84	376	2	0	2	10	6	480	13	148	1	162	01
02	44	345	179	125	182	251	37	506	0	0	0	21	4	568	9	169	1	179	02
03	7	454	192	142	216	295	38	583	0	0	2	25	5	653	7	268	1	276	03
04	28	388	224	128	188	324	39	580	0	0	0	18	3	640	5	210	0	215	04
05	127	177	155	111	151	197	57	375	2	0	2	19	4	459	18	116	2	136	05
06	36	294	151	105	151	225	35	438	0	0	0	6	2	481	10	173	2	185	06
07	243	117	142	128	162	212	122	358	0	0	0	16	6	502	41	149	0	190	07
08	124	280	185	114	180	295	54	515	1	1	1	13	4	589	10	199	3	212	08
09	75	204	175	79	135	240	57	372	0	0	1	18	6	454	15	122	1	138	09
10	292	57	131	150	146	184	118	344	0	0	0	15	3	480	50	103	0	153	10
11	4	300	122	71	125	230	33	362	0	0	0	9	2	426	2	114	1	117	11
12	283	113	206	153	222	227	112	466	0	0	0	23	2	602	36	165	3	204	12
13	213	133	215	139	141	281	132	386	2	1	0	35	5	561	29	151	3	183	13
14	226	59	164	114	148	187	52	353	2	0	1	35	6	449	20	119	0	139	14
15	233	163	161	133	178	246	107	421	0	0	0	23	6	557	36	152	1	189	15
16	277	123	143	124	183	226	175	354	0	0	0	12	2	543	41	153	1	195	16
17	253	135	174	135	190	237	97	440	2	0	0	19	4	562	28	168	0	196	17
18	90	125	162	67	102	208	70	278	2	0	3	21	3	377	23	87	0	110	18
19	344	13	125	131	173	178	130	326	1	0	1	20	4	482	56	142	0	198	19
20	176	52	166	116	124	154	84	273	2	2	2	26	5	384	59	63	0	224	20
21	8	476	251	104	261	382	34	672	1	1	0	24	5	37	37	295	2	254	21
22	246	177	208	107	139	97	171	62	1	0	0	8	9	32	82	75	2	188	22
23	6	514	208	105	283	420	44	686	1	0	1	16	8	738	0	152	0	152	23
Total	3,495	4,695	3,877	2,701	3,885	5,481	1,882	9,616	19	5	16	435	94	12,067	581	3,494	25	4,100	

FOURTY NINETH WARD

DIV	REGISTRATION: RACE			REGISTRATION: GENDER			REGISTRATION - POLITICAL PARTY AFFILIATION							OFFICIAL VOTE: DISTRICT ATTORNEY				DIV	
	WHITE	BLACK	OTHER	MEN	WOMEN	UNKNOWN	LIBERARIAN	DEMOCRAT	REPUBLICAN	GREEN	CONSTITUTIONAL	NON PARTISAN	OTHER	TOTAL	REP.	DEM. RENDELL	ALL OTHERS		TOTAL VOTES CAST-GOV
01	56	225	424	126	169	410	18	89	0	0	0	32	3	705	21	199	0	221	01
02	10	101	70	50	57	74	18	153	0	0	0	7	3	181	0	48	0	51	02
03	3	26	17	13	17	16	3	39	0	0	0	2	2	46	0	2	0	2	03
04	16	398	190	134	204	266	34	542	2	0	0	23	3	604	6	222	2	230	04
05	17	506	265	179	251	358	37	710	4	0	1	23	13	788	10	283	0	293	05
06	1	29	17	16	20	11	4	41	0	0	0	2	0	47	0	1	0	1	06
07	14	517	314	216	260	369	55	750	1	0	0	36	3	845	5	300	3	308	07
08	88	402	273	197	250	316	54	671	2	1	1	28	6	763	17	325	3	345	08
09	93	388	588	191	306	582	129	855	4	0	1	62	8	1,079	23	365	4	392	09
10	21	376	232	137	198	294	52	540	3	0	1	30	3	629	13	183	0	196	10
11	19	389	224	131	163	318	50	495	5	0	5	52	8	612	11	155	3	169	11
12	12	430	244	161	208	317	39	606	2	0	1	29	8	686	4	230	2	236	12
13	26	128	204	78	97	183	41	293	2	0	0	19	3	358	5	102	0	107	13
14	16	383	203	134	178	300	40	538	0	0	2	27	5	612	6	193	3	202	14
15	14	443	169	149	194	283	40	553	2	0	2	29	0	626	12	232	2	246	15
16	10	408	220	136	208	293	49	561	0	0	2	23	1	636	3	241	2	246	16
17	31	501	307	174	224	441	71	724	1	1	2	33	7	839	19	239	0	258	17
18	37	340	252	146	217	316	48	585	1	0	1	40	4	696	20	249	5	274	18
19	20	424	242	151	216	319	44	612	0	0	1	25	4	686	4	210	2	216	19
20	24	290	436	171	247	322	64	661	1	3	0	26	5	740	12	285	3	300	20
21	16	322	312	191	353	451	78	752	4	0	1	45	9	885	18	209	2	229	21
22	49	522	312	193	323	471	67	622	1	0	1	34	7	693	15	310	2	327	22
23	26	360	242	133	224	271	47	526	0	0	1	34	0	626	15	229	1	245	23
24	48	528	365	207	268	467	56	820	5	0	3	44	5	852	15	269	3	367	24
25	34	346	205	147	204	234	32	507	0	0	0	41	5	585	10	86	4	279	25
Total	896	8,981	6,217	3,530	5,026	7,538	1,224	13,910	40	6	25	768	121	16,094	275	5,512	52	5,839	

Absentee and Military

FIFTIETH WARD

DIV	REGISTRATION: RACE			REGISTRATION: GENDER			REGISTRATION - POLITICAL PARTY AFFILIATION					OFFICIAL VOTE: DISTRICT ATTORNEY			DIV			
	WHITE	BLACK	OTHER	MEN	WOMEN	UNKNOWN	REPUBLICAN	DEMOCRAT	LIBERARIAN	GREEN	CONSTITUTIONAL	NON PARTISAN	OTHER	TOTAL		REP.	DEM. RENDELL	ALL OTHERS
01	14	383	173	142	219	209	22	529	0	0	0	16	3	570	10	279	2	281
02	14	506	212	187	297	248	17	684	2	1	0	25	3	732	9	376	2	387
03	15	474	236	180	275	270	28	663	1	0	0	32	1	725	19	329	3	351
04	17	442	206	154	246	265	30	612	1	0	0	16	5	665	11	294	4	309
05	21	437	191	187	246	216	30	595	0	0	0	23	1	649	17	345	1	363
06	11	397	176	150	242	192	22	529	2	0	0	28	2	584	7	293	3	303
07	13	530	259	213	286	303	29	736	2	0	1	29	5	802	7	381	2	390
08	15	475	225	162	260	293	20	660	1	0	0	29	5	715	12	298	2	312
09	28	425	188	189	252	210	30	591	1	0	0	24	4	651	19	369	3	391
10	18	391	194	140	246	217	36	541	0	1	0	20	4	603	11	309	5	325
11	7	323	169	121	195	183	19	463	0	0	0	13	3	489	5	269	0	274
12	10	423	206	168	238	233	28	586	0	0	0	21	0	639	9	331	3	343
13	6	409	163	156	215	207	30	524	0	0	0	21	3	578	10	284	3	297
14	12	352	150	117	202	195	21	470	0	0	0	21	2	514	8	236	7	251
15	33	399	200	149	254	229	27	577	0	0	0	24	3	632	14	318	1	333
16	14	521	235	193	266	311	29	702	1	0	0	30	8	770	16	320	4	340
17	20	365	226	146	214	251	32	542	2	0	0	33	2	611	8	259	2	269
18	13	445	182	168	222	250	34	579	0	0	2	22	3	640	10	290	2	302
19	20	541	215	235	273	268	30	708	0	0	0	35	2	776	7	377	1	385
20	13	444	196	165	236	252	26	608	0	0	0	16	2	653	10	289	1	300
21	42	518	227	205	348	234	46	707	1	0	0	30	3	787	16	428	5	449
22	6	536	201	176	272	295	34	679	1	0	0	26	3	743	12	348	0	360
23	5	372	167	133	233	178	16	508	2	0	0	16	2	544	6	267	0	273
24	11	421	239	156	248	267	35	598	2	0	0	31	5	671	9	300	1	309
25	17	342	193	130	176	241	21	499	0	0	0	23	3	547	11	211	3	215
26	17	473	184	165	239	202	44	555	0	0	2	23	3	606	11	282	3	216
27	20	471	182	213	281	269	24	682	2	0	0	21	0	703	13	317	1	379
28	11	488	195	178	241	282	24	645	1	0	0	21	5	695	3	317	3	322
29	11	488	195	155	254	285	22	645	1	0	1	21	5	695	5	366	3	374
30	9	376	179	132	214	218	26	512	1	0	2	19	2	584	6	275	3	284
Total	458	13,129	5,955	4,936	7,393	7,213	833	17,859	27	3	18	714	88	19,542	308	9,514	72	9,894

FIFTY FIRST WARD

DIV	REGISTRATION: RACE			REGISTRATION: GENDER			REGISTRATION - POLITICAL PARTY AFFILIATION							OFFICIAL VOTE: DISTRICT ATTORNEY				DIV
	WHITE	BLACK	OTHER	MEN	WOMEN	UNKNOWN	REPUBLICAN	DEMOCRAT	TARIAN	LIBER	GREEN	CONSITTU TIONAL	NON PARTISAN	OTHER	TOTAL	REP.	DEM. RENDELL	
01	8	369	135	185	192	39	450	1	19	2	512	2	239	1	241	01		
02	10	311	153	123	148	203	429	1	16	6	474	2	155	0	157	02		
03	9	350	189	106	173	269	34	491	2	4	548	4	181	1	186	03		
04	3	362	177	129	214	199	19	486	1	0	542	2	231	1	234	04		
05	5	336	183	108	141	275	27	470	2	0	524	1	150	2	152	05		
06	67	337	247	153	184	314	36	544	1	2	651	7	181	17	206	06		
07	7	334	182	101	161	261	20	478	0	0	523	3	182	3	188	07		
08	2	399	166	138	171	288	28	514	2	0	567	2	221	2	229	08		
08	3	367	182	119	163	270	32	483	0	1	552	2	179	0	181	09		
10	66	270	143	96	176	207	53	381	1	0	478	5	151	0	159	10		
11	5	314	155	104	163	207	27	423	0	0	474	6	191	2	195	11		
12	6	421	167	128	202	264	31	530	3	1	564	3	240	2	245	12		
13	7	421	206	142	211	281	34	531	1	2	634	0	253	0	253	13		
14	11	387	218	141	188	289	44	531	6	0	616	6	184	5	195	14		
15	3	420	209	155	228	249	32	500	0	0	632	5	260	5	271	15		
16	8	397	148	123	191	239	32	505	1	0	583	9	244	2	255	16		
17	4	382	167	127	189	268	29	525	0	0	510	4	203	0	204	17		
18	6	409	197	126	244	242	35	554	2	0	612	3	259	1	263	18		
18	2	362	146	106	171	233	17	474	0	0	510	3	206	1	209	19		
20	3	324	132	89	201	253	10	483	2	0	489	4	215	2	221	20		
21	3	322	141	87	148	201	15	453	1	1	496	3	158	1	159	21		
21	7	402	184	93	148	268	32	523	1	0	592	4	160	1	160	22		
22	3	322	141	87	148	201	15	453	1	1	496	3	158	1	159	23		
23	5	282	157	100	164	204	25	411	0	0	454	4	160	1	160	24		
24	9	430	197	135	201	300	34	560	1	0	636	8	215	4	223	25		
25	12	446	191	127	220	302	34	594	0	0	649	7	238	0	245	26		
26	14	397	137	133	162	233	33	490	0	0	548	8	204	1	213	27		
27	6	319	149	100	168	206	23	427	0	0	474	2	163	0	165	28		
28	4	397	156	110	212	235	34	502	0	0	557	3	39	1	225	28		
Total	295	10,306	4,854	3,390	5,165	6,900	849	13,664	35	5	15,455	95	5,725	110	5,891	56	5,891	

FIFTY SECOND WARD

DIV	REGISTRATION: RACE			REGISTRATION: GENDER			REGISTRATION - POLITICAL PARTY AFFILIATION										OFFICIAL VOTE: DISTRICT ATTORNEY				DIV
	WHITE	BLACK	OTHER	MEN	WOMEN	UNKNOWN	REPUBLICAN	DEMOCRAT	LIBER TARIAN	GREEN	CONSTITUTIONAL	NON PARTISAN	OTHER	TOTAL	REP.	DEM. RENDELL	ALL OTHERS	TOTAL VOTES CAST-SOV			
01	6	362	183	121	177	253	19	511	0	0	0	19	2	551	7	182	3	182	01		
02	219	125	228	113	249	210	100	416	2	0	0	51	3	572	18	283	4	285	02		
03	285	97	311	127	256	310	137	431	2	1	0	115	7	683	9	116	0	125	03		
04	139	68	138	62	149	134	56	249	1	0	0	35	4	345	5	126	1	132	04		
05	183	335	304	273	321	228	118	576	1	0	0	115	12	822	19	307	9	335	05		
06	178	150	203	133	262	196	51	447	0	0	1	30	2	531	12	256	1	269	06		
07	541	93	492	189	419	518	253	725	3	0	0	142	3	1,126	19	277	1	297	07		
08	115	305	272	122	285	285	75	571	1	0	0	39	6	692	11	237	3	251	08		
09	199	189	348	163	289	314	202	467	1	0	0	60	5	736	24	158	4	186	09		
10	239	126	205	119	266	185	65	487	0	0	0	35	3	570	12	319	1	332	10		
11	185	272	278	146	273	316	97	555	0	1	0	72	10	735	33	279	3	315	11		
12	306	225	296	181	335	311	176	602	0	0	2	23	2	689	10	338	6	342	12		
13	40	432	217	169	242	278	31	651	0	0	2	40	5	638	13	285	5	354	13		
14	98	311	228	165	221	252	61	528	2	0	2	32	3	778	12	419	5	436	14		
15	30	519	229	214	272	282	39	702	0	0	2	62	7	887	14	367	3	384	15		
16	15	482	218	112	319	296	58	786	1	0	1	24	3	716	8	283	3	304	16		
17	13	482	218	112	319	296	58	786	1	0	1	24	3	716	8	283	3	304	17		
18	14	446	219	158	248	273	34	670	0	0	0	42	5	698	4	330	7	341	18		
19	6	437	206	170	247	232	14	670	0	0	0	44	5	698	4	330	7	341	19		
20	78	322	206	161	228	217	53	501	2	0	0	44	5	698	4	330	7	341	20		
21	9	501	227	175	242	320	29	659	1	0	0	31	6	737	10	284	2	329	21		
22	21	412	219	133	222	282	23	596	1	0	2	22	3	637	4	289	2	346	22		
23	5	456	183	153	241	250	21	596	2	0	3	20	2	644	5	313	0	318	23		
24	8	430	194	158	246	228	22	582	0	0	1	22	5	632	11	311	0	322	24		
25	9	540	212	193	246	322	21	710	0	0	1	25	4	761	9	373	3	385	25		
26	7	495	211	182	266	265	28	652	0	0	1	28	4	713	10	340	4	354	26		
27	12	523	211	195	273	278	30	689	1	0	3	18	5	746	9	365	3	377	27		
28	181	135	201	113	200	204	71	393	1	0	0	47	5	517	14	187	4	205	28		
Total	3,199	9,272	6,758	4,463	7,158	7,608	1,888	15,918	25	4	22	1,232	130	19,229	362	7,976	90	8,428			

FIFTY THIRD WARD

DIV	REGISTRATION: RACE			REGISTRATION: GENDER			REGISTRATION - POLITICAL PARTY AFFILIATION					OFFICIAL VOTE: DISTRICT ATTORNEY			DIV			
	WHITE	BLACK	OTHER	MEN	WOMEN	UNKNOWN	REPUBLICAN	DEMOCRAT	LIBER- TARIAN	GREEN	CONSTITU TIONAL	NON PARTISAN	OTHER	TOTAL		REP.	DEM. RENDELL	ALL OTHERS
01	323	67	290	157	184	339	122	527	0	0	29	2	680	55	206	4	265	01
02	298	93	216	125	202	280	131	439	2	0	27	6	607	43	191	1	235	02
03	304	45	235	125	195	264	134	413	2	0	33	1	564	44	200	4	248	03
04	303	61	226	124	176	290	162	393	0	0	32	3	590	43	199	3	245	04
05	320	74	251	167	208	270	155	443	2	0	40	4	645	28	195	3	226	05
06	309	41	212	144	189	239	98	431	1	1	29	1	562	41	170	0	211	06
07	240	45	221	128	167	211	118	357	2	0	27	2	506	26	162	2	190	07
08	259	46	173	120	150	208	163	290	1	1	0	21	478	32	134	2	168	08
09	211	44	194	96	144	209	114	310	3	0	19	3	449	21	152	2	175	09
10	246	37	203	127	149	210	92	364	3	0	25	2	486	28	154	3	185	10
11	264	24	180	133	172	163	116	321	3	0	26	2	468	34	171	5	210	11
12	385	39	220	166	220	258	217	381	2	0	43	0	644	78	218	4	300	12
13	323	39	266	146	191	291	162	434	3	1	25	3	628	36	187	1	224	13
14	274	21	193	130	169	189	132	329	3	0	22	3	488	69	176	3	248	14
15	303	13	282	173	228	207	331	257	3	0	16	1	608	68	256	5	329	15
16	374	18	165	169	216	172	73	462	2	0	18	2	557	61	211	4	276	16
17	328	18	207	147	174	232	157	375	0	0	15	5	553	80	162	7	289	17
18	382	38	206	186	205	213	187	480	2	1	27	0	616	43	220	4	287	18
19	388	35	205	191	205	213	187	480	1	0	20	5	628	94	148	0	232	19
20	398	15	225	172	205	262	236	368	2	0	36	7	628	75	217	6	401	20
21	500	15	267	213	237	339	396	388	2	0	1	4	782	158	220	4	289	21
22	331	25	189	150	214	191	164	355	3	0	29	2	555	75	220	4	269	22
23	253	33	203	128	167	194	94	369	4	0	20	1	489	24	134	2	154	23
Total	7,327	877	5,036	3,387	4,382	5,461	3,701	8,810	44	5	602	62	13,240	1,269	4,567	74	5,910	
													Absentee and Military					

FIFTY FOURTH WARD

DIV	REGISTRATION: RACE			REGISTRATION: GENDER		REGISTRATION - POLITICAL PARTY AFFILIATION										OFFICIAL VOTE: DISTRICT ATTORNEY				DIV
	WHITE	BLACK	OTHER	MEN	WOMEN	UNKNOWN	REPUBLICAN	DEMOCRAT	TARIAN	LIBERARIAN	GREEN	CONSTITUTIONAL	NON PARTISAN	OTHER	TOTAL	REP.	DEM. RENDELL	ALL OTHERS	TOTAL VOTES CAST-GOV	
01	221	68	209	130	148	220	94	366	2	1	0	32	20	4	498	27	131	3	151	
02	271	76	223	146	185	239	103	437	2	1	2	20	20	4	570	21	143	4	164	
03	300	67	183	137	201	212	74	437	1	0	2	33	3	3	550	26	158	4	188	
04	287	42	199	132	189	207	87	416	2	0	0	22	1	3	528	26	153	3	182	
05	275	47	189	125	172	214	84	403	2	2	0	17	3	3	511	28	182	6	216	
06	251	32	214	139	154	204	93	367	3	0	2	29	2	3	487	27	127	3	157	
07	296	27	216	146	171	222	103	408	1	0	0	23	4	4	539	35	189	2	226	
08	375	20	164	171	201	187	107	418	3	0	1	29	1	1	559	25	173	4	202	
09	345	37	224	145	227	234	135	438	2	1	2	29	3	3	606	46	208	3	257	
10	338	30	210	150	219	209	147	401	1	0	1	27	1	1	578	76	210	4	290	
11	277	26	177	133	190	157	82	376	1	0	1	18	2	2	480	15	192	0	207	
12	319	36	243	160	188	250	99	469	1	0	2	25	2	2	598	25	203	3	231	
13	287	40	211	134	168	236	132	379	2	0	0	22	3	3	538	47	172	0	219	
14	283	14	126	116	166	158	78	338	1	0	1	24	1	1	440	26	173	1	200	
15	303	30	172	122	159	246	100	295	1	0	2	16	3	3	505	32	146	3	181	
16	261	15	154	130	157	243	82	381	0	0	1	27	2	2	430	30	171	4	205	
17	261	15	154	130	157	243	82	381	0	0	1	25	2	2	430	16	171	3	190	
18	298	38	188	137	167	221	136	349	1	1	0	29	1	1	525	38	163	2	203	
19	302	7	134	113	165	165	77	349	0	0	0	15	2	2	443	24	176	2	202	
20	300	19	196	131	187	197	85	399	0	0	0	14	5	5	515	33	181	1	215	
21	365	14	155	156	205	173	85	423	1	0	1	18	1	1	559	35	238	3	276	
22	356	16	187	135	197	227	88	448	1	0	0	20	2	2	559	12	99	0	231	
Total	6,898	714	4,114	3,013	3,970	4,444	2,175	8,828	28	6	18	520	52	52	11,427	705	3,973	56	4,734	

FIFTY FIFTH WARD

DIV	REGISTRATION: RACE			REGISTRATION: GENDER			REGISTRATION - POLITICAL PARTY AFFILIATION					OFFICIAL VOTE: DISTRICT ATTORNEY				DIV			
	WHITE	BLACK	OTHER	MEN	WOMEN	UNKNOWN	REPUBLICAN	DEMOCRAT	LIBER TARIAN	GREEN	CONSTITUTIONAL	NON PARTISAN	OTHER	TOTAL	REP.		DEM. RENDELL	ALL OTHERS	TOTAL VOTES CAST-GOV
01	395	7	208	156	189	265	252	345	1	0	1	11	0	610	96	177	6	279	01
02	489	22	277	196	220	372	315	437	1	1	1	23	10	788	110	236	2	334	02
03	476	10	231	186	191	340	319	362	5	0	1	27	3	717	71	202	1	313	03
04	379	12	240	124	185	322	354	352	2	0	1	17	5	631	73	174	3	248	04
05	408	5	263	154	207	315	324	323	1	1	0	25	2	676	141	199	3	275	05
06	473	4	204	145	184	352	372	290	0	0	0	18	1	661	141	180	3	324	06
07	475	6	240	168	212	341	331	363	3	0	0	23	1	721	115	241	3	359	07
08	321	3	270	122	163	309	300	278	0	0	0	14	2	584	114	178	4	296	08
09	337	7	167	122	174	215	247	235	1	0	1	25	2	511	87	129	4	220	09
10	346	16	263	142	167	316	269	328	1	0	0	25	2	625	61	174	5	240	10
11	434	3	232	168	195	306	334	305	3	0	1	25	1	669	115	231	7	353	11
12	336	2	278	141	149	326	336	255	2	1	1	20	1	616	127	207	5	339	12
13	336	3	234	127	185	261	316	241	0	0	0	14	2	573	136	148	3	287	13
14	425	5	274	166	217	301	326	369	2	0	0	6	1	704	125	252	1	378	14
15	451	1	310	165	217	360	275	443	1	0	0	22	1	742	114	250	3	367	15
16	448	4	233	162	232	261	326	317	0	0	0	26	0	665	121	224	5	350	16
17	448	2	211	160	166	284	366	287	1	0	0	1	0	662	108	222	2	342	17
18	385	0	211	150	168	264	296	242	3	0	0	1	1	594	88	209	4	311	18
19	350	0	201	133	158	260	294	241	0	0	0	14	2	618	112	181	1	277	19
20	370	3	245	153	168	297	284	319	0	0	0	14	1	638	118	221	2	344	20
21	416	3	264	156	213	320	312	352	0	0	1	23	1	689	110	157	5	372	21
22	333	3	233	120	143	306	265	277	2	1	0	21	2	569	110	119	2	241	22
23	301	5	178	128	142	214	258	208	1	0	0	15	2	484	86	196	2	207	23
24	452	3	226	180	217	284	361	297	1	0	0	19	3	681	140	196	7	343	24
25	464	11	249	169	212	323	287	413	1	0	2	17	4	724	87	203	3	293	25
26	430	5	251	173	191	322	325	341	1	0	0	17	2	686	100	217	1	318	26
27	334	5	184	140	147	236	221	269	1	0	1	27	4	523	95	127	9	231	27
28	375	1	192	142	164	242	265	289	1	0	0	12	0	568	108	146	7	261	28
29	483	5	235	192	222	309	338	365	0	0	0	16	4	723	159	213	3	375	29
Total	11,625	170	6,830	4,527	5,480	8,606	8,770	9,183	36	5	12	558	61	18,625	3,263	5,728	108	9,099	

FIFTY SIXTH WARD

DIV	REGISTRATION: RACE			REGISTRATION: GENDER			REGISTRATION - POLITICAL PARTY AFFILIATION							OFFICIAL VOTE: DISTRICT ATTORNEY			DIV		
	WHITE	BLACK	OTHER	MEN	WOMEN	UNKNOWN	REPUBLICAN	DEMOCRAT	LIBERARIAN	GREEN	CONSTITUTIONAL	NON PARTISAN	OTHER	TOTAL	REP.	DEM. RENDELL		ALL OTHERS	TOTAL VOTES CAST-GOV
01	416	16	205	153	236	153	124	490	0	0	1	20	2	637	62	243	0	305	01
02	357	14	135	151	187	168	165	319	4	0	17	17	1	506	83	175	2	260	02
03	258	8	150	111	145	160	123	265	1	0	1	25	1	416	36	132	1	169	03
04	272	17	172	121	172	168	159	270	2	0	1	28	1	461	60	133	3	196	04
05	261	11	147	106	149	164	91	288	1	0	2	22	5	419	27	145	3	175	05
06	514	9	234	192	279	286	243	482	2	1	1	24	4	757	130	278	3	411	06
07	537	9	191	232	246	259	283	401	3	0	4	42	4	737	128	260	12	400	07
08	581	4	252	247	288	312	359	437	4	0	1	41	5	847	155	292	6	453	08
09	408	12	180	161	213	226	228	337	2	0	32	32	1	600	123	189	5	317	09
10	331	3	160	162	190	152	191	278	1	0	1	20	3	494	109	146	8	283	10
11	293	7	151	114	148	169	165	257	2	0	0	23	7	481	136	136	3	213	11
12	387	9	187	171	182	200	172	375	3	0	1	27	2	583	106	163	3	296	12
13	399	4	201	171	208	208	116	328	1	0	0	19	2	477	124	184	3	294	13
14	392	4	146	141	171	168	114	338	0	0	0	19	1	472	68	165	3	226	14
15	280	9	143	120	167	155	144	281	2	0	17	1	1	442	81	139	2	222	15
16	382	5	156	142	187	216	135	373	2	0	0	33	2	545	59	172	2	233	16
17	360	13	191	142	184	238	161	357	6	2	0	33	5	564	74	187	3	264	17
18	317	11	152	126	157	197	148	300	1	1	0	28	2	480	66	162	1	229	18
19	416	14	269	200	249	250	204	449	0	0	0	42	4	699	99	248	6	353	19
20	262	7	166	128	134	173	90	328	4	0	0	12	1	435	51	165	4	220	20
21	369	13	241	171	214	238	103	474	4	0	0	41	1	623	36	190	5	231	21
22	529	5	271	108	234	463	91	683	1	0	0	27	3	805	24	388	0	422	22
23	443	7	220	168	234	267	146	483	1	0	0	36	4	670	66	257	4	327	23
24	363	6	187	160	193	203	95	540	0	0	0	24	0	556	35	239	1	275	24
25	288	7	328	213	273	147	75	540	1	1	15	15	1	633	42	296	7	345	25
26	389	12	174	179	220	176	119	428	3	0	0	24	1	575	73	255	1	329	26
27	310	5	138	128	160	165	92	341	2	1	1	15	1	453	47	182	6	235	27
28	298	4	145	110	144	193	76	356	5	0	2	13	7	453	47	182	6	235	28
29	476	7	171	141	235	314	149	508	2	0	2	13	2	767	37	124	0	444	29
30	522	55	376	205	263	298	219	606	6	0	0	120	5	953	43	249	3	295	30
31	488	7	260	187	263	168	199	504	2	0	4	32	4	745	77	282	4	329	31
32	308	7	159	142	166	165	171	279	0	0	1	15	7	474	93	174	1	268	32
33	351	11	139	143	195	163	185	291	3	0	0	21	1	501	78	188	4	270	33
34	269	83	205	123	217	217	79	432	1	2	1	36	6	557	27	216	1	244	34
35	286	69	198	122	164	267	141	369	4	0	1	35	3	553	34	137	1	172	35
36	300	16	137	121	165	167	77	352	0	0	0	19	5	453	33	150	3	186	36
37	297	25	193	130	184	201	98	392	1	1	0	22	1	515	74	150	4	228	37
38	347	15	187	134	236	179	114	415	0	0	4	18	2	549	44	233	0	277	38
39	426	9	243	142	245	291	129	483	0	0	4	44	8	678	38	234	1	273	39
40	331	23	147	143	188	160	102	381	0	0	0	14	2	501	35	180	2	217	40
41	435	82	297	191	236	387	184	547	3	1	1	73	5	814	67	235	2	304	41
Total	15,169	657	8,091	6,209	8,343	9,365	5,992	16,474	80	11	29	1,206	125	23,917	2,735	8,901	124	11,760	

FIFTY SEVENTH WARD

DIV	REGISTRATION: RACE			REGISTRATION: GENDER			REGISTRATION - POLITICAL PARTY AFFILIATION					OFFICIAL VOTE: DISTRICT ATTORNEY				DIV		
	WHITE	BLACK	OTHER	MEN	WOMEN	UNKNOWN	REPUBLICAN	DEMOCRAT	LIBER TARIAN	GREEN	CONSTITUTIONAL	NON PARTISAN	OTHER	TOTAL	REP.		DEM. RENDELL	ALL OTHERS
01	442	5	173	170	190	260	252	330	4	1	32	0	620	118	189	7	314	01
02	510	35	280	213	253	359	297	460	5	0	59	4	825	124	236	4	364	02
03	422	13	252	165	222	300	257	363	4	1	29	3	687	127	199	7	333	03
04	311	15	194	137	185	188	166	318	2	0	32	2	520	67	195	3	265	04
05	307	8	140	131	174	150	207	230	1	0	17	0	455	62	181	2	245	05
06	555	83	358	231	363	402	180	750	4	0	53	7	986	48	369	6	443	06
07	353	119	264	162	270	304	112	571	0	2	46	5	736	17	236	3	256	07
08	420	18	278	210	228	276	112	458	0	1	37	5	714	85	263	6	354	08
09	330	27	172	160	160	209	157	346	3	0	19	2	529	56	165	3	224	09
10	454	25	227	193	190	323	237	420	1	0	43	5	706	90	239	2	331	10
11	449	2	187	173	206	259	344	3	0	1	28	4	638	142	196	3	341	11
12	494	8	172	199	230	243	310	318	2	1	35	4	672	136	218	3	357	12
13	503	1	163	196	259	232	354	316	0	0	17	0	687	188	224	3	415	13
14	419	3	204	173	239	214	287	312	2	0	23	1	626	152	163	4	339	14
15	446	40	219	198	210	287	238	429	1	0	18	3	705	93	252	6	351	15
16	379	1	163	135	162	206	213	307	0	2	22	2	560	114	166	1	261	16
17	371	6	183	143	196	221	239	287	0	0	22	6	541	107	184	3	302	17
18	353	38	140	153	227	251	223	357	3	0	22	1	540	76	159	5	240	18
19	343	4	139	149	172	215	184	322	4	0	26	1	468	65	187	3	255	19
20	341	7	182	148	176	213	170	325	2	0	28	0	471	75	162	1	238	20
21	331	1	130	139	160	169	192	259	1	0	20	0	468	116	150	6	272	21
22	350	1	120	142	175	154	192	259	1	0	16	3	471	89	243	10	342	22
23	426	7	205	201	218	219	204	408	4	1	20	4	638	60	136	3	189	23
24	310	38	177	116	128	281	207	274	4	0	35	3	525	72	178	3	253	24
25	366	5	152	155	165	183	162	341	0	0	44	5	549	55	178	4	237	25
26	285	57	207	121	165	263	141	356	3	0	75	7	958	32	162	4	198	26
27	328	203	427	183	228	547	179	689	4	2	22	3	467	78	185	4	267	27
28	303	13	151	113	139	215	164	278	0	0	22	3	467	63	132	2	197	28
Total	10,951	785	5,778	4,630	5,722	7,163	5,974	10,502	55	12	869	89	17,515	2,612	5,762	121	8,495	

FIFTY EIGHTH WARD

DIV	REGISTRATION: RACE			REGISTRATION: GENDER			REGISTRATION - POLITICAL PARTY AFFILIATION										OFFICIAL VOTE: DISTRICT ATTORNEY			DIV
	WHITE	BLACK	OTHER	MEN	WOMEN	UNKNOWN	REPUBLICAN	DEMOCRAT	TARIAN	LIBER	GREEN	CONSTITU	NON	PARTISAN	OTHER	TOTAL	REP.	DEM.	ALL	
01	378	11	191	152	192	235	139	330	1	0	1	45	4	560	44	200	3	247	01	
02	243	42	211	94	126	276	116	330	1	0	1	45	3	496	19	112	3	134	02	
03	502	23	375	208	292	400	286	555	3	0	0	53	3	900	111	289	2	402	03	
04	515	5	222	223	264	255	431	284	2	0	0	24	1	742	243	208	7	458	04	
05	685	80	448	249	338	626	371	740	8	0	1	85	8	1,213	105	357	7	469	05	
06	425	4	168	157	214	226	277	282	3	0	0	25	3	587	136	170	3	389	06	
07	327	6	171	138	160	206	195	291	2	0	1	15	1	504	106	185	6	297	07	
08	578	41	383	256	290	456	284	627	4	1	1	82	3	1,002	88	334	4	426	08	
09	448	3	165	190	232	194	278	308	1	0	0	27	2	716	201	104	7	432	09	
10	517	5	288	193	268	329	249	396	1	0	0	56	3	683	135	165	5	306	10	
11	429	16	251	175	211	306	183	326	1	0	1	56	3	683	135	165	5	306	11	
12	442	16	251	175	211	306	183	326	1	0	1	56	3	683	135	165	5	306	12	
13	378	11	178	185	209	173	234	300	1	0	2	61	4	687	75	250	3	320	13	
14	380	3	155	155	175	208	237	285	1	0	0	28	4	567	107	196	3	309	14	
15	239	10	169	112	112	194	106	267	2	0	0	13	1	538	15	139	4	306	15	
16	464	3	168	172	202	201	240	306	3	0	0	40	3	418	15	139	4	158	16	
17	383	7	292	218	229	245	197	453	3	0	0	25	1	575	146	206	4	355	17	
18	439	53	300	168	190	434	196	532	1	0	0	38	1	692	96	268	4	368	18	
19	571	5	310	247	299	340	325	505	4	0	0	60	5	886	143	176	4	227	19	
20	447	39	335	192	253	376	300	446	5	1	0	66	3	821	94	167	5	266	20	
21	485	14	173	190	206	276	364	256	3	0	1	43	5	672	174	146	8	330	21	
22	342	4	186	145	166	221	253	250	0	0	0	44	2	582	88	231	4	333	22	
23	522	1	432	252	177	306	277	349	2	0	0	44	2	782	188	231	4	333	23	
24	485	60	285	157	206	276	221	349	2	0	0	44	2	782	188	231	4	333	24	
25	385	39	242	186	201	279	221	403	6	0	1	30	4	654	97	162	4	261	25	
26	425	4	215	187	206	251	247	365	2	0	0	32	4	666	87	234	8	329	26	
27	396	27	200	139	196	288	194	275	6	0	0	25	5	644	121	257	2	380	27	
28	380	6	182	161	187	220	252	275	1	0	0	45	3	623	60	204	2	266	28	
29	667	12	295	268	298	408	361	540	6	0	1	33	6	568	99	182	5	286	29	
30	468	6	182	191	221	244	298	326	0	0	0	62	5	974	166	323	4	483	30	
31	532	57	346	214	319	402	308	561	2	0	0	61	3	935	108	314	4	426	31	
32	287	4	132	113	135	175	130	252	0	0	0	36	4	423	29	159	0	387	32	
33	413	15	224	135	153	364	186	380	1	1	0	77	7	652	39	149	6	184	33	
34	486	7	213	194	228	284	176	481	1	1	0	89	4	705	72	328	5	193	34	
35	773	5	435	239	373	601	375	771	5	0	2	82	4	1,412	18	113	2	653	35	
36	246	6	194	80	120	246	187	287	3	0	0	41	3	870	18	113	1	427	36	
37	368	3	265	145	165	246	187	287	3	0	0	41	3	870	18	113	1	427	37	
38	437	5	186	113	142	174	152	345	3	0	0	41	3	870	18	113	1	427	38	
39	407	15	223	139	177	294	330	280	0	0	0	17	1	628	26	166	5	197	39	
40	372	15	223	139	177	294	330	280	0	0	0	17	1	628	26	166	5	197	40	
41	628	16	257	230	306	305	446	410	5	0	1	41	4	610	63	230	5	298	41	
42	437	8	147	163	209	220	257	311	0	0	2	20	2	592	96	202	1	289	42	
43	354	8	154	145	169	202	185	286	3	0	2	29	1	516	82	174	6	262	43	
44	786	5	279	195	432	443	304	728	0	0	0	34	4	1,070	70	217	1	487	44	
Total 19,817	737	10,348	8,060	9,837	13,005	11,140	17,656	103	6	25	1,817	155	30,902	4,406	10,495	161	15,062			

FIFTY NINETH WARD

DIV	REGISTRATION: RACE			REGISTRATION: GENDER			REGISTRATION - POLITICAL PARTY AFFILIATION					OFFICIAL VOTE: DISTRICT ATTORNEY				DIV	
	WHITE	BLACK	OTHER	MEN	WOMEN	UNKNOWN	REPUBLICAN	DEMOCRAT	LIBERARIAN	GREEN	CONSTITUTIONAL	NON PARTISAN	OTHER	TOTAL	REP.		DEM. RENDELL
01	9	382	204	119	196	280	39	532	1	0	0	18	595	4	175	2	181
02	20	402	203	145	216	284	27	566	1	0	1	24	593	4	255	0	283
03	2	412	217	131	208	282	32	574	2	0	0	24	623	9	252	4	295
04	57	468	249	224	289	261	37	689	2	0	0	40	774	11	354	7	295
05	5	471	219	168	254	273	25	639	4	0	0	23	695	12	265	4	282
06	9	345	166	107	169	244	24	474	0	0	1	16	520	4	171	0	281
07	23	311	204	110	157	271	33	474	2	0	2	23	538	4	163	3	175
08	23	344	189	131	203	222	37	489	0	0	2	27	556	6	216	3	169
09	16	326	150	104	157	231	15	458	0	0	0	18	482	1	159	2	225
10	15	637	310	199	307	456	51	871	1	0	1	30	962	12	348	7	162
11	5	322	165	107	205	180	21	446	2	1	1	16	492	5	246	2	367
12	17	333	170	133	177	210	32	531	3	0	3	20	520	2	99	3	254
13	6	370	218	127	180	287	28	446	0	0	0	17	494	11	206	2	104
14	3	343	149	114	185	196	42	508	0	0	0	18	573	4	178	0	219
15	25	349	199	140	185	248	42	508	0	0	0	17	494	15	206	5	182
16	38	410	256	168	212	324	48	616	2	0	0	28	704	8	199	4	226
17	173	408	373	249	270	435	87	784	6	1	1	69	954	12	295	11	318
18	151	262	246	109	225	325	84	534	0	0	0	37	659	17	194	6	211
19	145	300	306	180	225	346	48	628	4	4	0	58	751	8	269	13	318
20	103	200	249	96	162	294	61	417	2	0	2	65	552	11	130	1	290
21	119	268	281	144	202	322	51	541	2	0	3	67	668	11	215	9	142
22	171	236	219	160	212	254	41	515	4	2	0	58	626	7	272	11	235
23	31	235	163	119	175	191	22	437	1	0	0	20	485	9	211	4	290
24	31	237	186	133	151	180	26	373	0	0	1	20	424	10	163	2	224
25	105	274	302	137	248	296	58	566	2	0	0	48	681	19	274	4	175
Total	1,288	8,715	5,563	3,514	5,170	6,862	1,004	13,564	42	8	16	807	15,566	224	5,597	110	5,931

SIXTIETH WARD

DIV	REGISTRATION: RACE			REGISTRATION: GENDER			REGISTRATION - POLITICAL PARTY AFFILIATION				OFFICIAL VOTE: DISTRICT ATTORNEY				DIV			
	WHITE	BLACK	OTHER	MEN	WOMEN	UNKNOWN	LIBERARIAN	GREEN	CONSTITUTIONAL	NON PARTISAN	OTHER	TOTAL	REP.	DEM RENDELL		ALL OTHERS	TOTAL VOTES CAST-GOV	
01	15	214	137	70	128	168	31	318	0	0	15	2	366	1	111	0	112	01
02	16	374	193	131	190	262	39	525	0	0	1	4	563	8	207	2	217	02
03	6	359	191	144	161	231	37	495	3	0	14	2	556	4	190	2	216	03
04	3	334	170	128	167	212	31	451	1	0	22	6	567	7	200	0	204	04
05	4	447	211	166	223	273	38	553	1	0	23	5	652	6	247	2	247	05
06	5	378	189	130	193	249	24	452	0	0	24	2	572	6	217	2	225	06
07	2	342	166	117	162	172	23	415	0	0	1	4	452	4	198	1	203	07
08	14	409	136	119	168	251	50	616	1	1	15	3	659	5	152	1	158	08
09	4	307	141	103	124	177	33	391	0	0	31	10	512	13	282	5	300	09
10	2	465	192	111	164	137	18	391	0	0	7	4	420	2	197	1	200	10
11	1	325	146	124	141	210	28	596	0	0	21	3	649	5	286	2	293	11
12	6	295	142	116	164	163	25	395	1	0	19	8	475	9	158	4	171	12
13	1	384	157	114	209	230	22	407	0	0	15	6	443	6	178	0	184	13
14	12	384	157	114	209	230	22	407	0	0	16	4	453	6	209	2	217	14
15	5	410	174	153	195	241	24	531	0	0	30	4	559	3	236	0	239	15
16	4	445	196	162	224	258	42	579	4	0	16	2	645	7	224	4	235	16
17	6	469	210	162	264	259	42	622	0	0	19	2	685	2	263	4	274	17
18	12	381	174	133	203	231	27	509	0	0	27	3	567	5	231	2	238	18
19	1	371	176	116	200	232	22	497	0	0	23	5	548	0	215	0	215	19
20	4	406	154	139	212	213	31	514	1	0	15	3	564	5	269	0	274	20
21	6	281	115	90	157	155	36	354	0	0	9	3	402	7	175	0	182	21
22	6	309	127	107	157	178	26	402	0	0	12	2	442	7	200	0	207	22
23	13	427	221	142	178	341	44	575	2	0	34	4	661	4	218	6	228	23
Total	187	8,451	3,934	3,030	4,402	5,140	734	11,258	16	3	16	92	12,572	124	4,916	39	5,079	
										Absentee and Military								

SIXTY FIRST WARD

DIV	REGISTRATION: RACE			REGISTRATION: GENDER			REGISTRATION - POLITICAL PARTY AFFILIATION					OFFICIAL VOTE: DISTRICT ATTORNEY				DIV		
	WHITE	BLACK	OTHER	MEN	WOMEN	UNKNOWN	REPUBLICAN	DEMOCRAT	LIBER TARIAN	GREEN	CONSTITUTIONAL	NON PARTISAN	OTHER	TOTAL	REP.		DEM. RENDELL	ALL OTHERS
01	75	180	268	103	153	267	75	423	3	0	0	19	3	523	23	158	0	181
02	83	206	258	124	159	264	70	420	3	0	0	48	6	547	15	171	3	189
03	136	122	296	131	182	241	105	398	2	1	4	40	4	554	31	155	3	189
04	121	130	283	104	140	290	90	408	2	0	1	29	4	534	14	142	5	161
05	177	95	238	104	190	163	63	420	1	0	0	25	1	510	27	139	3	169
06	182	278	336	175	244	377	116	625	1	2	0	48	4	796	45	283	7	345
07	168	200	280	140	194	314	127	479	1	0	2	35	4	648	32	214	2	248
08	118	170	230	110	141	267	68	412	3	0	0	31	4	518	23	149	2	174
09	128	185	238	110	174	267	98	418	6	0	0	25	4	551	15	164	0	179
10	137	153	328	131	196	291	103	465	0	0	1	48	1	618	34	141	3	178
11	119	185	233	105	186	274	74	418	1	0	0	39	5	537	19	157	0	176
12	13	371	331	119	193	403	38	611	1	0	3	51	10	715	4	165	1	170
13	111	185	260	96	161	299	88	432	1	0	2	21	5	556	12	165	1	173
14	144	163	257	122	189	273	78	469	2	0	0	34	1	584	16	173	2	191
15	116	158	208	96	131	257	91	354	2	0	2	32	3	464	15	168	4	189
16	143	217	109	109	154	240	105	378	1	0	1	26	2	487	22	176	4	191
17	143	143	196	122	155	306	111	468	2	0	0	26	2	487	62	176	6	242
18	153	266	273	131	192	306	113	468	1	0	0	53	6	631	28	205	2	236
19	138	190	233	101	157	283	113	378	1	0	3	33	2	530	21	173	2	196
20	75	190	474	101	165	170	35	381	1	0	1	21	0	436	10	206	5	221
21	56	412	268	150	240	349	38	627	2	0	4	43	4	739	19	278	5	302
22	107	219	303	131	227	271	83	510	2	0	1	30	3	629	10	204	0	214
23	148	191	285	176	209	239	78	486	1	1	2	46	10	624	27	249	7	283
24	116	102	179	115	119	163	71	284	2	0	0	27	3	397	15	128	0	143
25	130	148	210	133	158	197	71	390	0	0	0	26	1	488	27	213	4	244
26	144	185	201	128	190	212	91	414	0	1	2	21	1	530	20	210	2	232
27	123	211	248	140	220	222	51	502	0	0	0	26	3	562	16	225	3	244
28	70	253	183	107	172	227	28	457	0	0	1	17	3	506	7	221	2	230
Total	3,402	5,342	7,013	3,486	4,965	7,306	2,300	12,373	42	5	31	908	98	15,757	629	5,301	76	6,006

SIXTY SECOND WARD

DIV	REGISTRATION: RACE			REGISTRATION: GENDER			REGISTRATION - POLITICAL PARTY AFFILIATION			OFFICIAL VOTE: DISTRICT ATTORNEY			DIV						
	WHITE	BLACK	OTHER	MEN	WOMEN	UNKNOWN	REPUBLICAN	DEMOCRAT	LIBERARIAN	GREEN	CONSTITUTIONAL	NON PARTISAN		OTHER	TOTAL	REP.	REDELL	ALL OTHERS	TOTAL VOTES
01	344	92	384	196	225	399	171	606	2	0	3	34	4	820	49	201	3	253	01
02	289	116	239	144	186	314	143	464	3	0	0	31	3	644	29	149	0	178	02
03	334	35	173	138	213	191	106	414	1	0	0	20	1	542	41	133	3	177	03
04	281	174	271	144	232	350	143	545	2	0	3	26	7	726	29	201	7	237	04
05	330	38	213	134	180	267	170	391	1	0	2	16	1	551	45	154	1	200	05
06	297	174	362	201	228	404	184	599	2	0	2	43	3	833	53	172	3	228	06
07	376	72	339	181	239	367	94	655	5	0	1	27	5	787	48	225	3	276	07
08	279	100	308	154	227	306	158	488	1	1	5	23	8	657	59	205	1	265	08
09	255	130	264	202	163	285	210	409	1	0	2	20	8	650	22	133	1	156	09
10	274	53	252	167	184	228	117	432	0	2	1	23	4	579	36	159	5	200	10
11	338	83	360	197	244	350	205	550	3	0	1	21	1	781	70	175	2	247	11
12	327	53	255	160	209	266	131	484	2	0	1	17	0	635	56	211	2	267	12
13	351	105	373	203	255	371	221	578	2	0	2	22	4	829	57	243	1	301	13
14	333	98	269	207	230	263	95	567	3	0	1	32	2	700	92	203	0	285	14
15	369	37	250	161	232	263	197	422	2	1	0	24	4	560	59	172	0	231	15
16	323	66	271	144	203	313	164	465	2	0	0	19	1	750	71	231	11	313	16
17	427	26	297	200	234	316	186	544	0	0	0	18	2	552	58	161	5	225	17
18	335	12	205	153	158	241	161	370	1	0	0	16	2	553	64	137	2	203	18
19	331	21	201	130	175	248	182	547	1	0	0	20	0	653	76	233	2	311	19
20	253	27	313	135	180	308	102	509	0	0	0	14	2	563	59	229	4	337	20
21	429	7	244	147	186	265	129	548	0	0	0	14	2	624	73	252	4	337	21
22	334	20	252	182	246	285	129	548	0	0	0	14	2	624	73	252	4	337	22
23	334	17	183	149	183	202	129	390	1	0	0	11	3	534	60	145	4	209	23
24	386	19	250	186	225	244	169	417	1	0	0	23	8	655	72	180	5	257	24
25	414	11	191	181	206	229	208	393	0	0	0	14	1	616	98	198	2	298	25
26	397	24	270	165	211	315	192	477	1	0	0	19	2	681	84	173	2	259	26
Total	8,766	1,610	6,939	4,345	5,466	7,514	4,204	12,378	39	4	27	566	77	17,315	1,543	4,919	74	6,536	

SIXTY THIRD WARD

DIV	REGISTRATION: RACE			REGISTRATION: GENDER			REGISTRATION - POLITICAL PARTY AFFILIATION							OFFICIAL VOTE: DISTRICT ATTORNEY			DIV		
	WHITE	BLACK	OTHER	MEN	WOMEN	UNKNOWN	REPUBLICAN	DEMOCRAT	LIBERARIAN	GREEN	CONSTITUTIONAL	NON PARTISAN	OTHER	TOTAL	REP.	DEM. RENDELL		ALL OTHERS	TOTAL VOTES CAST-GOV
01	475	7	217	185	231	283	354	281	1	0	0	46	7	699	157	192	3	352	01
02	418	1	181	186	211	213	316	261	2	0	2	28	1	610	152	212	4	368	02
03	518	4	266	194	274	320	389	347	6	0	5	39	2	788	198	196	3	397	03
04	386	10	278	177	204	283	335	315	2	0	1	20	1	674	156	213	4	373	04
05	379	2	194	146	228	201	319	221	1	0	0	30	4	575	116	218	5	339	05
06	418	13	432	212	270	381	470	343	4	0	0	42	4	863	106	191	5	302	06
07	521	4	225	146	312	292	259	470	1	0	0	15	5	750	80	296	1	377	07
08	410	4	176	171	217	202	318	247	3	0	0	22	0	590	164	185	7	356	08
09	425	18	214	166	220	271	337	263	2	0	0	30	5	720	141	192	2	335	09
10	491	6	223	207	252	261	378	308	2	0	0	27	5	720	160	236	6	402	10
11	401	28	244	159	232	282	328	317	1	0	0	24	3	673	98	181	2	281	11
12	408	33	242	178	250	255	303	346	0	0	0	31	3	663	123	222	4	349	12
13	523	28	260	212	278	321	381	360	7	1	1	56	5	811	148	218	5	371	13
14	428	8	246	171	241	270	303	335	2	0	0	34	3	631	163	212	2	377	14
15	386	6	239	168	195	268	204	389	0	0	0	19	7	484	103	161	5	364	15
16	340	2	152	143	179	172	316	152	1	0	0	19	2	504	157	160	4	321	16
17	347	0	177	168	184	152	289	175	1	0	0	25	2	585	119	168	3	330	17
18	332	7	259	194	167	244	289	286	0	0	0	19	2	506	116	168	4	288	18
19	324	5	183	145	172	166	246	235	0	1	1	21	2	561	130	198	3	331	19
20	314	7	173	156	202	187	271	270	1	0	0	16	2	499	41	230	5	286	20
21	530	4	196	200	301	298	179	594	3	0	0	27	3	792	124	311	9	452	21
22	530	4	235	262	303	227	273	489	0	0	0	26	1	452	80	187	2	269	22
23	555	2	144	135	159	158	218	205	2	0	0	9	1	452	65	116	3	228	23
24	305	3	144	135	159	158	218	205	2	0	0	9	1	452	65	116	3	228	24
25	280	4	168	115	147	180	172	269	1	0	0	9	1	452	65	116	3	228	25
Total	10,283	210	5,488	4,321	5,834	6,016	7,431	7,720	44	5	13	687	81	15,981	3,111	5,487	104	8,702	

SIXTY FOURTH WARD

DIV	REGISTRATION: RACE			REGISTRATION: GENDER			REGISTRATION - POLITICAL PARTY AFFILIATION				OFFICIAL VOTE: DISTRICT ATTORNEY				DIV				
	WHITE	BLACK	OTHER	MEN	WOMEN	UNKNOWN	REPUBLICAN	DEMOCRAT	LIBERARIAN	GREEN	CONSTITUTIONAL	NON PARTISAN	OTHER	TOTAL		REP.	DEM. RENDELL	ALL OTHERS	TOTAL VOTES CAST-ODV
01	405	41	287	149	222	362	302	376	3	0	0	44	8	733	111	182	2	295	
02	508	6	249	197	232	334	402	310	3	0	0	44	4	763	148	222	9	379	
03	410	16	249	173	200	302	353	288	1	0	1	26	6	675	117	174	4	295	
04	401	3	239	165	190	288	347	282	1	0	0	12	1	643	109	170	3	282	
05	547	4	331	207	276	389	475	367	1	0	0	38	0	862	135	250	5	390	
06	520	3	207	151	197	362	421	286	0	0	0	20	2	730	126	211	4	341	
07	324	1	207	109	188	225	252	284	0	0	0	4	1	522	104	199	2	315	
08	336	1	250	149	166	272	312	252	0	0	0	22	0	507	102	150	3	277	
09	390	1	249	189	162	289	329	253	2	0	2	16	0	605	108	180	2	290	
10	393	2	236	140	154	304	327	251	1	0	4	20	0	601	119	187	5	311	
11	267	5	210	93	136	257	246	246	1	0	0	22	3	486	124	182	1	183	
12	357	0	188	158	187	200	328	213	0	0	0	10	1	545	145	184	2	331	
13	329	6	213	135	154	259	287	241	1	0	0	18	1	548	120	187	1	318	
14	534	55	278	150	301	416	408	433	2	0	0	19	5	867	82	215	1	298	
15	386	6	228	139	176	272	323	246	1	0	0	14	3	567	119	186	0	305	
16	491	54	377	220	289	413	449	435	4	0	0	33	1	922	180	254	4	438	
17																			
18																			
Total	7,241	214	4,608	2,808	3,669	5,586	6,187	5,390	22	3	7	405	39	12,063	2,254	3,596	54	5,904	
														Absentee and Military					

SIXTY FIFTH WARD

DIV	REGISTRATION: RACE			REGISTRATION: GENDER			REGISTRATION - POLITICAL PARTY AFFILIATION			OFFICIAL VOTE: DISTRICT ATTORNEY			DIV						
	WHITE	BLACK	OTHER	MEN	WOMEN	UNKNOWN	REPUBLICAN	DEMOCRAT	LIBERARIAN	GREEN	CONSTITUTIONAL	NON PARTISAN		OTHER	TOTAL	REP.	DEM. RENDELL	ALL OTHERS	TOTAL VOTES
01	534	1	224	222	274	263	274	450	3	2	1	23	6	759	187	229	5	421	01
02	484	8	201	188	279	226	184	429	2	0	1	26	4	693	108	232	2	342	02
03	335	119	206	144	199	317	184	434	5	0	2	30	5	660	63	150	2	215	03
04	721	21	306	288	460	300	253	760	3	0	0	26	5	1,048	70	475	1	546	04
05	284	47	162	114	135	244	137	333	2	0	1	16	4	483	62	110	1	173	05
06	269	237	238	123	243	368	122	581	1	0	0	29	1	754	35	196	4	235	06
07	648	20	347	278	289	448	351	602	2	0	1	55	4	1,015	155	268	3	426	07
08	358	36	178	149	177	246	171	365	1	0	0	32	3	572	75	172	3	250	08
09	524	16	263	207	274	322	245	519	0	0	2	35	2	803	105	254	3	362	09
10	681	8	291	280	319	381	402	510	8	0	3	53	4	980	103	256	5	364	10
11	412	45	223	172	235	273	184	440	4	0	2	42	8	680	71	204	4	279	11
12	161	166	182	132	122	255	97	374	4	0	1	32	1	509	12	121	2	135	12
13	393	15	153	155	165	241	109	427	1	0	1	21	2	561	50	179	7	236	13
14	272	37	171	115	138	227	117	344	3	0	0	16	0	480	40	106	2	148	14
15	329	23	180	145	160	227	133	374	2	0	1	20	2	532	32	133	0	165	15
16	361	14	185	142	185	233	138	400	0	0	1	20	1	560	54	161	3	238	16
17	440	64	251	197	221	337	187	520	5	0	0	34	9	755	57	215	6	278	17
18	271	177	179	143	231	253	131	454	2	0	1	33	6	627	48	183	1	232	18
19	406	3	152	163	201	197	158	387	2	0	1	11	2	561	83	195	3	261	19
20	791	42	432	338	522	405	251	960	4	0	0	44	6	1,265	103	668	8	779	20
21	425	2	157	147	201	236	114	443	2	0	4	16	5	584	68	195	1	264	21
22	430	8	164	164	189	239	167	411	0	0	1	22	1	602	68	184	5	257	22
23	456	4	184	173	215	256	187	428	0	0	0	27	2	844	109	84	2	391	23
Total	9,975	1,113	5,029	4,179	5,444	6,494	4,343	10,945	56	2	24	663	84	16,117	1,774	5,180	80	7,034	

SIXTY SIXTH WARD

DIV	REGISTRATION - RACE			REGISTRATION - GENDER			REGISTRATION - POLITICAL PARTY AFFILIATION					OFFICIAL VOTE: DISTRICT ATTORNEY			DIV				
	WHITE	BLACK	OTHER	MEN	WOMEN	UNKNOWN	REPUBLICAN	DEMOCRAT	LIBERARIAN	GREEN	CONSTITUTIONAL	NON PARTISAN	OTHER	TOTAL		REP.	DEM. RENDELL	ALL OTHERS	TOTAL VOTES CAST-GOV
01	435	16	204	172	194	290	242	362	2	0	2	47	1	656	84	183	2	269	01
02	304	2	114	120	147	153	228	173	2	0	0	15	1	420	93	120	2	215	02
03	393	5	149	166	192	189	232	266	0	0	0	22	7	547	64	184	1	259	03
04	333	4	142	152	148	178	270	270	1	0	0	29	1	479	69	159	4	232	04
05	335	26	246	151	184	272	297	281	1	0	0	23	5	607	73	197	2	272	05
06	397	1	200	162	198	238	241	344	2	0	0	13	0	590	127	211	3	341	06
07	359	1	147	137	180	157	273	295	2	0	0	63	1	504	84	155	1	280	07
08	424	11	422	325	323	370	375	259	3	0	0	24	5	1,403	125	185	7	373	08
09	424	1	154	245	293	175	275	259	3	0	0	24	5	1,403	125	185	7	373	09
10	301	42	167	153	155	212	195	264	2	0	0	19	0	599	118	170	6	284	10
11	460	2	157	178	232	189	325	253	2	0	0	19	0	599	118	170	6	284	11
12	460	2	157	178	232	189	325	253	2	0	0	19	0	599	118	170	6	284	12
13	360	2	154	144	168	204	204	259	6	0	2	21	6	662	68	182	3	253	13
14	472	6	211	194	216	279	297	352	1	2	0	31	1	516	91	163	3	257	14
15	543	95	269	226	275	369	308	493	6	2	0	49	11	870	116	204	4	324	15
16	310	2	103	131	145	139	175	219	4	0	1	13	3	415	78	128	2	209	16
17	468	3	163	173	225	235	403	214	0	0	1	13	3	634	133	183	3	328	17
18	457	3	173	163	237	243	290	321	0	0	1	47	2	721	101	209	5	315	18
19	463	38	220	210	239	272	285	354	1	1	1	47	2	721	101	209	5	315	19
20	463	14	222	184	206	309	246	405	3	0	0	42	3	699	78	225	5	308	20
21	595	25	422	261	317	464	447	477	4	0	2	52	2	984	138	272	5	385	21
22	483	4	246	196	238	298	319	367	0	0	0	46	1	733	98	211	1	310	22
23	404	30	165	156	193	236	206	241	5	0	0	26	3	355	86	166	2	286	23
24	376	1	165	185	193	181	285	241	0	0	0	26	3	355	86	166	2	286	24
25	376	1	165	185	193	181	285	241	0	0	0	26	3	355	86	166	2	286	25
26	470	6	188	195	227	262	285	353	3	0	0	26	3	674	115	184	2	312	26
27	355	7	187	123	161	207	193	317	0	1	1	34	3	549	44	163	0	207	27
28	461	2	137	192	201	207	309	263	3	0	0	24	1	600	122	174	4	300	28
29	518	1	200	216	264	239	364	321	1	1	0	27	5	719	189	218	0	407	29
30	440	2	145	180	197	210	283	284	1	0	1	17	1	587	141	170	3	314	30
31	423	5	199	170	200	257	282	313	4	0	0	28	0	627	117	193	5	315	31
32	404	70	245	163	232	324	237	407	4	0	0	66	5	719	67	154	4	225	32
33	518	31	243	228	252	312	355	398	3	0	0	30	5	792	137	214	3	354	33
34	423	2	151	171	190	215	272	273	3	0	0	26	2	576	113	189	2	304	34
35	549	10	205	210	230	324	341	372	3	0	1	39	8	764	118	200	5	323	35
36	577	8	259	240	294	310	442	361	2	1	0	29	9	844	164	235	6	405	36
37	378	78	259	148	194	373	209	417	8	1	1	68	11	715	39	123	3	165	37
38	517	5	217	203	230	306	435	267	1	0	1	33	2	739	112	237	0	349	38
39	445	52	188	190	232	263	267	380	1	0	0	23	4	685	109	224	3	336	39
40	365	116	148	133	176	214	203	283	2	0	0	23	2	523	72	166	2	280	40
41	431	1	271	164	210	424	296	466	2	0	0	49	5	818	79	208	2	289	41
42	523	1	162	111	166	266	406	355	0	0	0	28	1	545	161	206	2	439	42
43	418	5	192	166	308	266	406	355	5	0	0	28	1	545	161	206	2	439	43
44	418	5	192	166	308	266	406	355	1	0	0	30	3	643	133	183	3	201	44
45	300	4	146	110	139	201	192	234	1	0	0	23	0	460	73	127	5	205	45
46	480	2	140	189	233	200	412	194	1	0	0	12	3	622	164	162	4	330	46
Total	20,254	947	9,217	8,300	9,859	13,259	13,428	15,233	98	11	26	1,471	151	30,418	4,930	8,872	158	13,960	

**NINETY-EIGHTH
ANNUAL REPORT
OF THE CITY
COMMISSIONERS
TO THE PEOPLE
OF PHILADELPHIA
2003**



CITY OF PHILADELPHIA

CITY COMMISSIONERS
Margaret M. Tartaglione, *Chairwoman*
Edgar A. Howard
Joseph J. Duda

DEPUTY COMMISSIONERS
Renee T. Tartaglione, *Chief*
Donald A. Jones
Camilie G. McColgan

VOTER REGISTRATION ADMINISTRATOR
Robert Lee, Jr.

OFFICE OF CITY COMMISSIONERS
VOTER REGISTRATION DIVISION
Riverview Place, 5th Floor
520 N. Delaware Avenue
Philadelphia, PA 19123

June 30, 2004

Dear Fellow Philadelphian:

We, the City Commissioners of Philadelphia, present to you our Ninety-Eight Annual Report covering our activities in the Voter Registration Division and the County Board of Elections of the City Commissioners Office for election year 2003.

The City Commissioners administered voter registration in accordance with the National Voter Registration Act of 1993 (NVRA) and the Pennsylvania Voter Registration Act, codified by Act 3 of 2002. These registration laws provide for expanded voter registration opportunities. Prior to enactment of the NVRA, citizens could only submit voter registration applications in person, by mail, or through third party agents. These registration laws provide the additional methods of voter registration simultaneous with drivers' license applications and renewals (Motor-Voter), and at certain other state government agencies, such as public assistance, and marriage license offices (Agency-Based).

The NVRA and Act 3 also mandate that the Commission use change of address information from drivers license agencies and the U.S. Postal Service to update the records of registered voters who have changed their residence to maintain the currency and accuracy of the files of eligible voters.

The NVRA and Act 3 also provide very detailed requirements for voter registration administration, including the requirement that no names be removed from the files of eligible voters for reasons of failure to vote, or merely because the voter has changed residence. The NVRA and Act 3 mandate complex voter notification and "fail-safe" voting procedures, prior to the removal of the name of any voter who has changed residence.

Registered electors who have changed residence, but have failed to notify the registration commission, are now permitted to return to the polling place of their former address and vote, provided their registration record is still in the district register, or pollbooks. Before voting these registrants must complete an affirmation providing their new address for updating the Commission's records.

Electors who are unable to enter, or operate a voting machine because of a disability, or inability to read or write English, are permitted to declare, in writing, their need for assistance at the polling place on election day. The elector may receive assistance in voting from the person of their choice.

2003 PRIMARY ELECTION

Applications

In accordance with State Law, November 6, 2002 marked the commencement of registration for new applications and change of address or party enrollments. The last day for submitting these applications or changes, in determining eligibility for the May 20th Primary Election was April 21, 2003.

During the period beginning November 6, 2002 and ending with the April 21st deadline, the City Commissioners received a total of 39,885 voter registration applications. The major source categories of these applications were as follows:

Office / Personal	482
U.S. Mail	9,277
Third Party Delivery	11,139
PA Dept. Of Transportation	14,701
Agency-based	1,191
PennDOT Change of Address into Philadelphia	3,076

PennDOT Change of Address Program

The City Commissioners also received 49,940 change of address records from the Pennsylvania Department of Transportation before the April 21st deadline. The records of 16,707 voters who changed residence within Philadelphia were transferred to their new election division. The records of 5,622 voters who changed residence outside Philadelphia County were deleted from the files for Philadelphia and transferred to their new county of residence.

Applications and Changes Approved

The City Commissioners approved and processed 52,668 new or change of address applications. An analysis of these approved applications revealed the applicants designated the following political party affiliations: Democrat - 38,418; Republicans - 9,016; Other Parties - 5,234. The City Commissioners also approved and processed 1,725 applications for change of political party enrollments. Of this total, 726 electors changed to Democrat; 890 changed to Republican; and 109 changed to miscellaneous party affiliations.

Eligible Voters

In total, the Voter Registration Division of the City Commissioners Office certified the following number of electors as eligible to vote in the May 20, 2003 Primary Election.

DEMOCRATS	688,654
REPUBLICANS	161,754
CONSTITUTIONAL	1,158
NON-PARTISAN	50,612
GREEN	875
LIBERTARIAN	2,520
CONSUMER	167
<u>OTHER PARTIES</u>	<u>5,901</u>
TOTAL ELIGIBLE VOTERS	911,641
Active - 800,654	Inactive - 110,987

2003 GENERAL ELECTION

Applications

Following the Primary election, May 21, 2003 marked the commencement of registration for new applicants and change of address or party enrollments. The last day for submitting these applications or changes, in determining eligibility for the November 4, 2003 General Election was October 6, 2002. During the period beginning May 21st and ending with the October 6th registration deadline, the City Commissioners received a total of 123,555 voter registration applications. The major source categories of these applications were as follows:

Office / Personal	738
U.S. Mail	13,802
Third Party Delivery	90,901
PA Dept. Of Transportation	13,963
Agency-based	1,002
PennDOT Change of Address to Philadelphia	3,149

PennDOT Change of Address Program

Additionally, during this period the City Commissioners received 45,589 change of address records from the Pennsylvania Department of Transportation. The records of 16,022 voters who changed residence within Philadelphia were transferred to their new election division. The records of 5,521 voters who changed residence outside Philadelphia County were deleted from the files for Philadelphia and transferred to their new county of residence.

Applications and Changes Approved

The City Commissioners Office approved and processed 140,796 new and change of address applications for the 2002 General Election. An analysis of these applications revealed the applicants designated the following political party affiliations: Democrat - 109,526; Republican - 19,722 other parties - 11,548.

Additionally, during this period the City Commissioners Office approved and processed 4,077 applications for change of political party enrollments. Of this total, 1,127 electors changed to Democrat; 2,679 changed to Republican; and 271 changed to miscellaneous party affiliations.

Eligible Voters

In total, the Voter Registration Division of the City Commissioners Office certified the following number of electors as eligible to vote in the November 4, 2003 General Election.

DEMOCRATS	722,944
REPUBLICANS	169,438
CONSTITUTIONAL	1,057
NON-PARTISAN	54,876
GREEN	1,327
LIBERTARIAN	2,535
CONSUMER	154
<u>OTHER PARTIES</u>	<u>5,458</u>
TOTAL ELIGIBLE VOTERS	957,790
Active: 843,235	Inactive: 114,555

VOTER REMOVAL PROGRAMS

Federal and state voter registration laws require that the Commission conduct annual Voter Removal Programs to maintain the accuracy and currency of the files of eligible voters.

National Change of Address Program

These laws provide that the Commission may use the U.S. Postal Service National Change of Address Program (NCOA) to detect registered voters who have changed their residence.

In May 2003 the Commission contracted with a vendor licensed by the U.S. Postal Service to compare the names and addresses of all 911,641 registered voters in the city to the National Change of Address data file to detect electors who may have changed their address. The vendor provided the Commission with approximately 17,360 electors who had been reported as having changed residence within the County in the preceding year and 9,425 who changed residence to an address outside the County since May 2002. The NCOA report included 5,014 possible moves without any new address.

During June, the Commission mailed Notice of Change of Address, (NCA) forms to all 31,799 electors, providing a response form and pre-addressed, postage pre-paid envelope for elector confirmation of the change. The Commission mailed a mandated second notice, the Address Verification Notice, (AVN), to 23,795 registered electors who failed to respond to the NCA notices.

The NCOA Voter Removal Program resulted in the following responses and voter file maintenance for the records of:

- 2,491 electors confirmed their continued residence at the address of registration and their records were not changed.
- 4,008 electors who confirmed their change of residence to a new address within Philadelphia remained designated as Active, had their address updated and, if necessary, the record was transferred to their new election district.
- 4,587 electors who confirmed their change of residence to an address outside Philadelphia were deleted from the files of eligible voters.
- 10,861 electors who had been reported as moved to a new address within Philadelphia, and who failed to respond to the NCA and AVN notices, were designated as Inactive, had their address updated and, if necessary, were transferred to their new election district.
- 4,838 electors, who had been reported as having moved outside Philadelphia, and who failed to respond to the NCA and AVN notices, were designated Inactive at the address of registration.

The 2003 NCOA program resulted in the designation of 16,358 records as Inactive 4,587 deletions and in-county address updates on 14,718 records.

Address Verification Notices

In addition to the notices triggered by the NCOA program, the City Commissioners, in January & August 2003, mailed Address Verification Notices to:

- registrants whose Voter Identification Card was returned by the U.S. Postal Service as undeliverable, with an indication the registrant had moved.
- registrants who polling place officials indicated on District Register Discrepancy Sheets had moved from the election district to an unknown address.
- registrants for whom an investigation of eligibility cannot determine clearly and indisputably that the registrant was not qualified to register at the address when they applied to register.

Investigations by Canvass

The City Commissioners conduct investigations of records for registrants whose voter identification card is returned by the U.S. Postal Service with an indication that the applicant may not have been qualified to register at the address on the date the application was submitted. In many instances registration investigators visit the address of registration to determine eligibility.

In November and December 2002 and January, June, and July, 2003, we investigated 2,200 records, which resulted in the following determinations and corresponding file maintenance:

- records of the registrants who continued to reside at the address of registration remained unchanged;
- for registrants who had moved, an address verification notice was mailed and their records were designated Inactive.
- 940 individuals were determined not qualified to register at the address on the date the application was submitted, and their records were cancelled.

Five Year Address Verification Program

Pennsylvania law requires the City Commissioners to mail a Five Year Address Verification Notice to all registrants who have had no contact with the Commission, and have not voted in any election within the last five years.

The Five Year AVN includes a response form, and a pre-addressed, postage paid envelope for the registrant to respond, either confirming their continued residence at the address or providing their new address.

In January 2003, we mailed 13,962 Five Year AVN notices to all registrants who had no contact with the Commission and did not vote in any election during the period January 1, 1998 through December 31, 2002. All 13,962 records were designated Inactive. This program resulted in the following responses and voter file maintenance activities:

- approximately 4,500 notices were returned undeliverable by the Post Office.
- 700 electors who confirmed their continued residence at the address of registration were re-designated as Active.
- 787 electors who confirmed their change of residence to an address within Philadelphia were transferred to their new election district, designated as Active.
- 162 electors who confirmed their change of address to a residence outside Philadelphia were deleted from the files of eligible voters for Philadelphia.

Inactive Electors

Pennsylvania law requires that the record of any registrant who fails to respond to an Address Verification Notice (AVN) be designated as Inactive. Electors whose records are designated Inactive in the District Registers are eligible to vote only after they have completed and signed an Affirmation of Elector, either confirming their residence at the address of registration, or providing their new address to enable the Commission to update its files of eligible voters.

Fail Safe Voting Provisions

Federal law mandates that registrants who change their residence within the county without notifying the registration office must be permitted to vote, regardless of whether they have been sent, have received, or have responded to an Address Verification Notice.

Pennsylvania law requires that Inactive and "Fail Safe" registrants, who have not had their address updated, must return and vote at the polling place for their former address, where their name is listed in the pollbook of eligible voters.

Inactive Cancellation

Inactive voters who fail to respond, or fail to vote in any election during the time period beginning with the date of the AVN notice and ending on the day after the second General Election for Federal office that occurs after the date of the notice, will have their registration cancelled.

As of November 2003, there 80,000 Inactive registrants, mailed notices in 2001 and 2002, who are scheduled for cancellation in December 2004 unless they respond or vote before November 6, 2004.

NEW ABSENTEE / ALTERNATIVE BALLOT VOTING SYSTEM

The Philadelphia City Commissioners contract with Danaher Controls required that Danaher provide the City with a central count, paper-based optical scan voting system to be used for designing, producing, scanning and tabulating paper Absentee and Alternative Ballots. One of the major requirements of the request was that Danaher Controls develop, test and implement a process where the electronic results from the optical scan system could be imported into the Danaher Controls precinct voting system database and stored / reported separately from the precinct voting machine tabulations. This provides the capability to accurately and efficiently merge the returns from paper based Absentee and Alternative ballots into the database containing the electronic results from the precinct based DRE voting machines.

In anticipation of the passage of Federal election reform legislation, the City Commissioners also required that the optical scan system be capable of providing Philadelphia an accurate and efficient method for design, production and tabulation of Provisional Ballots.

In October 2002 Danaher Controls delivered, installed and tested a Hart InterCivic optical scan voting system that is designed to preserve voter confidentiality. Philadelphia personnel fully tested the optical scan voting system for compliance with the requirements during the November 2002 Election. The City Commissioners personnel performed a 100% audit of the accuracy of the system's tabulation by hand counting more than 6,600 Absentee and Alternative Ballots during the Official Canvass and comparing the results of the hand count with the unofficial results tabulation by the system.

Philadelphia's central count, optical scan system includes programs and a process to flag all overvotes, undervotes, write-ins and requires that trained county election personnel review each and every office on each ballot for which an overvote and undervote has been recorded. During tabulation of unofficial absentee results on election night Philadelphia uses an auto resolve software feature to uniformly process overvotes and undervotes.

During the Official Canvass, all Absentee Ballots are re-scanned into a new database for performing the official count of returns. The system is set so that all overvotes and write-ins must be manually resolved in an open public hearing by trained election personnel, office by office, ballot by ballot. The resolution process is projected onto the Hearing Room wall where all observers can view the actions of county election personnel in resolving these voter intent issues.

The electronic central count optical scan system and the procedures developed and used by the City Commissioners: (1) substantially decreases security concerns related to scattering thousands of paper ballots across the County; (2) insures that all Absentee, Alternative, and Provisional Ballots will be counted uniformly, by trained personnel in accordance with vote standards, county-wide; (3) provides for open public viewing of the process used to resolve voter intent issues on overvotes, undervotes, and write-in votes; and (4) provides an efficient and accurate count of votes cast on all paper ballots.

2003 SUMMARY

For election year 2003, during the period November 6, 2002 through November 5, 2003, the City Commissioners Office received 163,440 voter registration applications from various sources, including 95,529 change of address records from the Pennsylvania Department of Transportation and 31,799 change of address records from the U.S. Postal Service. The City Commissioners Office approved and processed 193,464 new or change of address applications and 5,802 change of political party enrollments.

In addition to the cancellations through the Voter Removal Programs, the City Commissioners also removed from its files the prior records of 66,379 electors who re-registered within Philadelphia; the records of 10,970 deceased electors; 1,930 records of electors for whom notification was received confirming re-registration outside Philadelphia, and 60 records of electors who requested to be removed from the files

Included in this report is a citywide comparative table of registration statistics as of November 4, 2003 and election results for the office of Governor, by Ward and Division, for the 2003 General Election. The report also includes citywide totals for voter turnout, and citywide totals for all candidates participating in the 2003 Primary and General Elections.


Briefly, the 2003 General Election returns for Mayor in Philadelphia were:

JOHN F. STREET	DEMOCRAT	267,276
SAM KATZ	REPUBLICAN	189,357
JOHN STAGGS	SOCIALIST WORKERS	1,292
WRITE-INS	N/A	164
Total Votes Cast for Mayor		458,089


The City Commissioners would also like to express their sincere appreciation for the work of the City's Ward Leaders, Committee Persons, and Polling Place Officials and their dedication in registering Philadelphians and encouraging them to vote.


Finally, the City Commissioners, with sincere appreciation, acknowledges the unfailing cooperation of many political, labor and civic leaders, organizations and the communications media, in the task of informing and encouraging the public to register and vote.

Respectfully submitted,


Margaret M. Tartaglione, Chairwoman


Joseph Duda, Commissioner

Vacant

Bob Lee, Jr., Voter Registration Administrator


Dennis Kelly, Elections Bureau Supervisor

PHILADELPHIA CITY COMMISSIONERS - VOTER REGISTRATION DIVISION
 PRE-NVRA / PVRA FILE MAINTENANCE PROGRAMS & SERVICE LEVELS: 1991 - 1994

Elect. Year*	Applications Received A	Reregistration in Phila Deletes B	Non-Vote Purge Deletes C	Residence Check Notices Mailed D	Canvass & Investigations Deletes E	Deceased Deletes F	Notification Registered O/C-Deletes G	TOTALS Transfers In County Phila Files
1991	198,000	75,000	193,346	229,261	17,490	N/A **	N/A **	285,836
1992	258,000	98,000	53,616	193,722	9,400	N/A **	N/A **	161,016
1993	56,000	21,000	44,776	134,678	14,407	N/A **	N/A **	80,183
1994	126,000	45,275	75,871	131,411	15,907	6,681	2,404	146,138
Totals	538,000	238,275	367,519	689,072	57,204	6,681	2,404	673,973

PRE-NVRA / PVRA PROGRAM LEGEND:

- A Applications to register or change address or party from all sources except PennDOT or Postal Service Change of Address Programs.
- B Deletion of prior registration record upon new application within Philadelphia County
- C Deletion for failure to vote in five consecutive elections; Prohibited by law since January 1, 1995.
- D Mass Mailing verifying the address of voters; entire county once every four years. Annulled by law, effective January 1, 1995 to entire county once every year.
- E 1991-1994; Residence Check Cancellations as a result of investigation finding that voter no longer resided at address of registration, triggered by Residence Check Cards returned as undeliverable. Prohibited since January 1, 1995.
- F Deletion of records based upon Death Notices from the Pennsylvania Department of Health or other information that resulted in an investigation that confirmed the elector's death.
- G Deletions based upon notification from another jurisdiction that the voter had moved and re-registered in their new county.

Notes: * Election Year begins and ends in November, beginning the day after General Election and concluding on the date of the next General Election.
 ** Philadelphia County began computerized tracking of deleted records in February, 1994.

PHILADELPHIA CITY COMMISSIONERS - VOTER REGISTRATION DIVISION
 NVRA / PVRA / ACT 3 FILE MAINTENANCE PROGRAMS & SERVICE LEVELS: 1995 - 2003

Elec Year *	Applic Received A	Reregistration in Phila Deletes B	Canvass & Investigations Deletes E	Deleted Deletes F	Notification Registered O/C-Deletes G	PennDOT COA Received H	PennDOT COA Phila Transfers I	PennDOT COA O/C Deletes J	NCOA COA Rec'd K	NCOA COA Phila Transfers L	NCOA COA O/C Deletes M	Inactive Deletes 2nd Fed O	Five Year AVN Phila Transfers P	Five Year AVN O/C Deletes Q	TOTALS Transfers In County Deletes Phila Files
1995	126,872	49,132	Fed. Court	9,943	3,091	33,000	5,791	3,210	-----	-----	-----	-----	Fed Court	Fed Court	5,791 65,376
1996	216,667	84,972	Fed. Court	7,812	4,886	96,274	17,832	9,378	-----	-----	-----	-----	Fed Court	Fed Court	17,832 107,048
1997	77,937	38,874	Fed. Court	11,384	3,374	90,042	21,994	10,135	-----	-----	-----	-----	Fed Court	Fed Court	21,994 63,767
1998	85,512	38,594	13	7,676	2,448	85,015	24,237	10,354	58,105	27,446	3,229	-----	Fed Court	Fed Court	51,703 63,314
1999	138,963	55,839	263	16,753	2,211	88,651	25,558	10,670	28,389	11,544	2,862	-----	Fed Court	Fed Court	37,102 88,598
2000	154,700	58,260	416	13,360	2,140	97,733	29,271	11,750	31,630	12,081	3,384	21,540	3,090	1,199	44,442 111,249
2001	81,483	34,160	553	11,068	2,137	95,573	30,210	10,835	39,345	20,074	2,864	0	1,916	373	52,200 61,990
2002	105,230	44,390	339	10,658	2,386	99,954	34,404	11,592	40,412	17,957	2,358	119,371	1,466	619	53,827 191,374
2003	163,440	66,349	942	10,970	1,930	95,529	32,729	11,143	31,799	14,718	4,587	0	787	162	48,297 95,985
Total	1,152,804	470,698	2,516	99,524	24,803	781,771	221,594	89,067	229,680	103,820	19,284	141,911	7,259	2,383	333,268 945,558

LEGEND - NVRA / PVRA Programs:

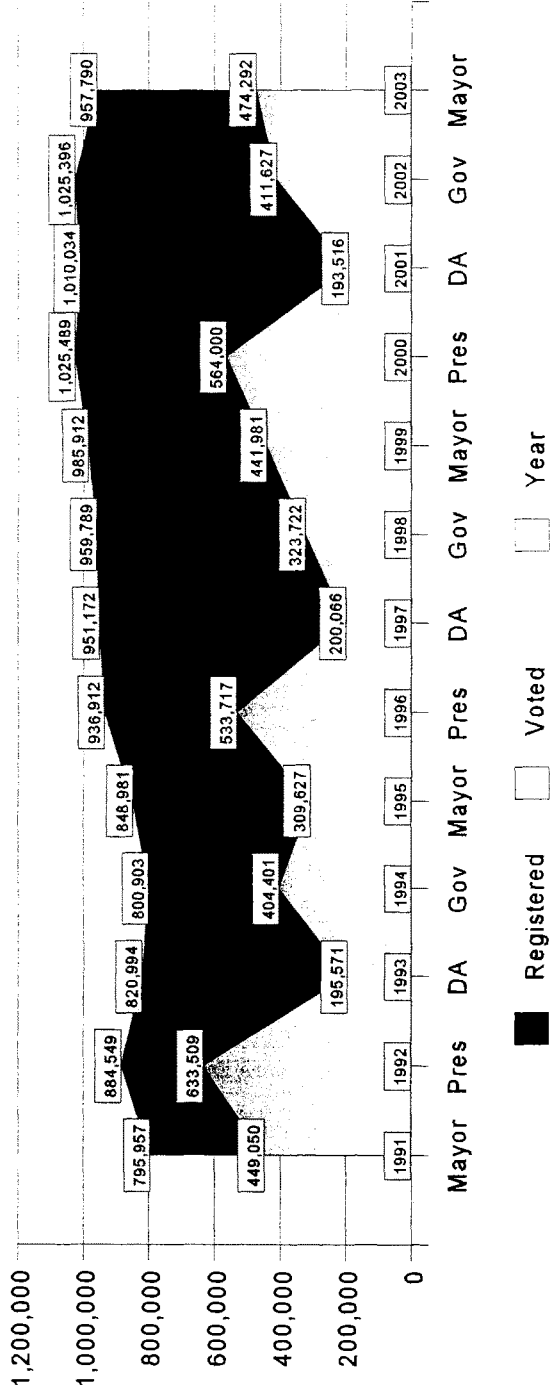
Column Description

- A Applications to register or change address or party from all sources except PennDOT or Postal Service Change of Address Programs.
- B Deletion of prior registration record upon new application within Philadelphia County
- C Canvass Cancellations as a result of investigation finding applicant was not qualified at time of application, triggered by Voter Identification Cards returned as undeliverable. Effective September, 1998
- E Canvass Cancellations from the Pennsylvania Department of Health or other information that resulted in an investigation that confirmed the elector's death.
- F Deletion of records based upon Death Notices from the Pennsylvania Department of Health or other information that resulted in an investigation that confirmed the elector's death.
- G Deletions based upon notification from another jurisdiction that the voter had moved and re-registered in their new county.
- H Change of Address (COA) records that Philadelphia residents submitted to the Pennsylvania Department of Transportation. Effective June, 1995
- I Transfer of voter records to new voting districts in Philadelphia (I/C) based upon information that the voters had submitted a Change of Address (COA) with the Pennsylvania Department of Transportation. Effective June, 1995
- J Deletion from Philadelphia files and transfer of voter records to new county (O/C) based upon information that the voters had submitted a Change of Address (COA) with the Pennsylvania Department of Transportation. Effective June, 1995
- K Change of Address (COA) records for Philadelphia voters on file in the U.S. Postal Services' National Change of Address (NCOA) data file
- L Transfer of voter records to new voting districts in Philadelphia based upon information from the NCOA Program that the voter had moved to a new address in Philadelphia (I/C). Implemented June, 1998
- M Deletion of voter records upon confirmation by the voters that they had moved to the NCOA supplied address outside of Philadelphia County (O/C). Implemented June, 1998
- N Deletion of voter records upon failure to respond to Address Verification Notice AND failure to vote in any election up to and including 2nd Federal Election after date of notice and inactive designation
- O Transfer of voter records to new voting districts in Philadelphia (I/C) based upon response to Five Year AVN notice. Implemented June, 2000
- P Deletion of voter records based upon response to Five Year AVN confirming a change of residence to an address outside Philadelphia. Implemented June, 2000.
- Q Deletion of voter records based upon response to Five Year AVN confirming a change of residence to an address outside Philadelphia. Implemented June, 2000.

Notes: * Election Year begins and ends in November, beginning the day after General Election and concluding on the date of the next General Election

PHILADELPHIA REGISTRATION & VOTING - 1991 - 2003

Registered Voters & Votes Cast - General Elections



PHILADELPHIA CITY COMMISSIONERS -- VOTER REGISTRATION DIVISION
 VOTER TURNOUT STATISTICS REPORT - CITYWIDE

PRIMARY ELECTION - MAY 20, 2003

	<u>REPUBLICANS</u>	<u>DEMOCRATS</u>	<u>CONSUMERS</u>	<u>NON-PART</u>	<u>OTHER</u>	<u>TOTAL</u>
ELIGIBLE	161,754	688,654	167	50,612	8,533	911,641
VOTED	23,080	150,569	15	1,376	451	175,491
PERCENT	14.2	21.8	8.9	2.7	4.3	19.2
	<u>MALES</u>	<u>FEMALES</u>	<u>GENDER UNKNOWN</u>	<u>BLACKS</u>	<u>WHITES</u>	<u>OTHER</u>
ELIGIBLE	152,591	267,053	491,997	285,640	277,141	348,830
VOTED	50,240	70,215	55,036	63,863	57,481	54,147
PERCENT	26.0	26.2	11.2	22.3	20.7	15.5

GENERAL ELECTION - NOVEMBER 4, 2003

	<u>REPUBLICANS</u>	<u>DEMOCRATS</u>	<u>CONSUMERS</u>	<u>NON-PART</u>	<u>OTHER</u>	<u>TOTAL</u>
ELIGIBLE	169,438	722,944	154	54,876	10,378	957,790
VOTED	83,871	370,154	67	16,945	3,255	474,292
PERCENT	49.5	51.2	43.5	30.8	31.3	49.5
	<u>MALES</u>	<u>FEMALES</u>	<u>GENDER UNKNOWN</u>	<u>BLACKS</u>	<u>WHITES</u>	<u>OTHER</u>
ELIGIBLE	192,487	265,726	499,577	292,512	276,621	388,657
VOTED	112,150	164,767	197,375	150,482	154,938	168,872
PERCENT	58.2	62.0	39.5	51.4	56.0	43.4

PHILADELPHIA COUNTY

CITY COMMISSIONERS

COUNTY BOARD OF ELECTIONS

2003 MUNICIPAL PRIMARY ELECTION BALLOT CERTIFICATION REPORT

MAY 20, 2003

CITY COMMISSIONERS
COUNTY BOARD OF ELECTIONS
CERTIFICATION OF VOTES
PRIMARY ELECTION MAY 20, 2003

TRAFFIC COURT

<u>PARTY</u>	<u>NAME</u>	<u>VOTES</u>
DEM	EARLENE GREEN CLARK	<u>50,110</u>
DEM	MICHAEL MC ALEER	<u>44,152</u>
REP	MICHAEL MC ALEER	<u>13,559</u>

MAYOR

DEM	JOHN F. STREET	<u>93,799</u>
REP	SAM KATZ	<u>18,973</u>

CITY COMMISSIONERS

DEM	MARGARET M. TARTAGLIONE	<u>72,652</u>
DEM	WARREN BLOOM	<u>13,309</u>
DEM	EDGAR A. HOWARD JR.	<u>27,809</u>
DEM	DONNA RAE AUMENT	<u>6,343</u>
DEM	SANDRA A. MILLS	<u>22,500</u>
REP	JOSEPH J. DUDA	<u>13,371</u>
REP	BRUCE M. REED	<u>11,481</u>

REGISTER OF WILLS

DEM	RONALD R. DONATUCCI	<u>80,661</u>
REP	ANITA E. ZALEWSKI	<u>13,484</u>

SHERIFF

DEM	JOHN GREEN	<u>89,729</u>
REP	DAVID H. RICHARDS	<u>13,268</u>

CLERK OF THE COURTS

DEM	HELEN HELTON DIVERS	<u>25,789</u>
DEM	VIVIAN T. MILLER	<u>60,614</u>
REP	MARCUS MITCHELL	<u>12,721</u>

COUNCIL AT LARGE

DEM	BLONDELL REYNOLDS BROWN	<u>70,167</u>
DEM	DANIEL P. PELLICCIOTTI	<u>24,162</u>
DEM	DAVID COHEN	<u>66,027</u>
DEM	W. WILSON GOODE JR.	<u>66,079</u>
DEM	PETER FIORENTINO	<u>12,396</u>
DEM	JAMES F. KENNEY	<u>58,190</u>
DEM	JUAN F. RAMOS	<u>36,094</u>
DEM	JOSEPH M. GRACE	<u>14,452</u>
DEM	ANGEL L. ORTIZ	<u>34,860</u>
DEM	MIKE DRISCOLL	<u>26,805</u>
REP	JACK KELLY	<u>13,689</u>
REP	DAVID P. HARDY	<u>9,995</u>
REP	FRANK RIZZO	<u>16,380</u>
REP	JAMIE MC DERMOTT	<u>8,751</u>
REP	DAVID OH	<u>6,664</u>

DISTRICT COUNCILDISTRICT 1

DEM	FRANK J. DI CICCIO	<u>9,336</u>
REP	RICK A. CATALDI	<u>1,664</u>

DISTRICT 2

DEM	ANNA C. VERNA	<u>10,224</u>
REP	PAULA A. TERRERI	<u>967</u>

DISTRICT 3

DEM	JANNIE L. BLACKWELL	<u>13,172</u>
-----	---------------------	---------------

DISTRICT 4

DEM	MICHAEL A. NUTTER	<u>12,722</u>
REP	JAY M. FEINSCHIL	<u>1,018</u>

DISTRICT 5

DEM	DARRELL L. CLARKE	<u>11,584</u>
-----	-------------------	---------------

DISTRICT 6

DEM	JOAN L. KRAJEWSKI	<u>8,464</u>
REP	VANDY L. PARKS	<u>2,709</u>

DISTRICT 7

DEM	RICHARD T. MARIANO	<u>6,223</u>
DEM	KATHLEEN M. FITZPATRICK	<u>4,545</u>
REP	NESTOR E. GONZALEZ	<u>908</u>

DISTRICT 8

DEM	GREG PAULMIER	<u>7,257</u>
DEM	MARC DE BEARY	<u>3,548</u>
DEM	DONNA REED-MILLER	<u>8,948</u>
REP	DEBORAH WILLIAMS	<u>617</u>

DISTRICT 9

DEM	MARIAN B. TASCO	<u>10,925</u>
REP	MATTHEW T. MC KEON	<u>847</u>

DISTRICT 10

DEM WRITE-IN	ROBERT MC CARTHY	<u>1,048</u>
REP	BRIAN J. O'NEILL	<u>5,049</u>

222

**CITY COMMISSIONERS
COUNTY BOARD OF ELECTIONS
CERTIFICATION OF VOTES
PRIMARY ELECTION MAY 20, 2003**

QUESTION

**SHOULD THE CITY OF PHILADELPHIA BORROW \$ 82,975,000 FOR AND
TOWARD: TRANSIT; STREET AND SANITATION; MUNICIPAL BUILDINGS;
PARKS, RECREATION AND MUSEUMS AND; ECONOMIC AND COMMUNITY
DEVELOPMENT?**

YES

NO

50,395

21,457

PRIMARY ELECTION
MAY 20, 2003
OFFICE OF THE COUNTY BOARD OF ELECTIONS
CERTIFICATION AFFIDAVIT

COMMONWEALTH OF PENNSYLVANIA
PHILADELPHIA COUNTY

COUNTY OF PHILADELPHIA) SS PHILADELPHIA PA JUNE 6 2003

WE HEREBY CERTIFY THAT THESE 12 PAGES ARE THE OFFICIAL RETURNS AS THEY APPEAR ON RECORD OF THE VOTES CAST AT
THE PRIMARY ELECTION HELD MAY 20, 2003.

IN WITNESS WHEREOF WE HAVE HEREUNTO SET OUR HANDS AND SEAL OF OFFICE THIS 6TH DAY
OF JUNE, 2003.

Joseph J. Murphy
Joseph J. Murphy
Grace Kelly
Dominic Kelly

SEAL

WITNESSES
COUNTY BOARD OF ELECTIONS
CLERK

PHILADELPHIA COUNTY (51)

BALLOT POSITION AND ELECTION RESULT SECTION PART I
OFFICE POSITIONS SHALL APPEAR ON VOTING MACHINE OR PAPER BALLOT IN SAME ORDER AS LISTED

INSERT VOTE IN WORDS:

INSERT VOTE
IN DIGITS:

* * DEMOCRATIC PRIMARY * *

JUSTICE OF THE SUPREME COURT ----- DISTRICT 000
VOTE FOR ONE

MAY BAER 1049 LAKEMONT DR PITTSBURGH PA 15243	COUNTY: ALLEGHENY MUNIC: ALLEGHENY COUNTY	TWENTY ONE THOUSAND NINETY FIVE	21,095
JAMES M. DELEON, III 511 EAST GODDAS LANE PHILADELPHIA PA 19119	COUNTY: PHILADELPHIA MUNIC: PHILADELPHIA COUNTY	THIRTY SEVEN THOUSAND THREE HUNDRED FIFTY NINE	37,359
JOHN W. HERRON 700 W. MT. AIRY AVE PHILADELPHIA PA 19119	COUNTY: PHILADELPHIA MUNIC: PHILADELPHIA COUNTY	TWENTY EIGHT THOUSAND SEVEN HUNDRED TWENTY	28,720
CHERYL ALLEN 1535 FAIRMONT ST PITTSBURGH PA 15221	COUNTY: ALLEGHENY MUNIC: ALLEGHENY COUNTY	NINE THOUSAND EIGHT HUNDRED FORTY ONE	9,841
JAMES MURRAY LYNN 285 S. SHAMMONT AVE PHILADELPHIA PA 19128	COUNTY: PHILADELPHIA MUNIC: PHILADELPHIA COUNTY	THIRTEEN THOUSAND SEVEN HUNDRED FORTY NINE	13,749

2003 PRIMARY BALLOT CERTIFICATION REPORT

DEPARTMENT OF STATE
 (12:46)

PHILADELPHIA COUNTY (51)

BALLOT POSITION AND ELECTION RESULT SECTION PART I

OFFICE POSITIONS SHALL APPEAR ON VOTING MACHINE OR PAPER BALLOT IN SAME ORDER AS LISTED

* * DEMOCRATIC PRIMARY * *

INSERT VOTE IN WORDS:
 INSERT VOTE IN DIGITS:

JUDGE OF THE SUPERIOR COURT VOTE FOR NOT MORE THAN 3	DISTRICT 000	COUNTY:	MUNICIPALITY:	INSERT VOTE IN WORDS:	INSERT VOTE IN DIGITS:
JACK PANELLA 2226 NORTHWOOD AVE EASTON PA 18045	SIXTEEN THOUSAND	NORTHAMPTON	NORTHAMPTON COUNTY	SIX HUNDRED SEVENTY FIVE	16,675
CLAUDE A. LORD SHIELDS 1947 MAHANTONGO ST POTTSVILLE PA 17901	TWELVE THOUSAND	SCHUYLKILL	SCHUYLKILL COUNTY	SIX HUNDRED NINETY SIX	12,696
SEARUS MCCAFFERY 9001 JENNIFER TR PHILADELPHIA PA 19115	SEVENTY FOUR THOUSAND	PHILADELPHIA	PHILADELPHIA COUNTY	ONE HUNDRED NINETY ONE	74,191
ROBERT S. BCASI 863 MARATANA AVE PHILADELPHIA PA 19128	THIRTY SIX THOUSAND SIXTY FIVE	PHILADELPHIA	PHILADELPHIA COUNTY	THIRTY SIX THOUSAND SIXTY FIVE	36,065
WILLIAM MANFREDI 717 BETHENHOUSE SQ PHILADELPHIA PA 19103	THIRTY SEVEN THOUSAND	PHILADELPHIA	PHILADELPHIA COUNTY	TWO HUNDRED NINETY TWO	37,292
MARK I. BEHRESTEIN 900K 530 CITY HALL PHILADELPHIA PA 19107	FORTY TWO THOUSAND	PHILADELPHIA	PHILADELPHIA COUNTY	SEVEN HUNDRED NINETY FIVE	42,795
JOHN J. DRISCOLL 100 UNIVERSITY DR GREENSBURG PA 15601	FOURTEEN THOUSAND	WESTMORELAND	WESTMORELAND COUNTY	SEVEN HUNDRED EIGHTY	14,780

DEPARTMENT OF STATE
 (12-46)
 PHILADELPHIA COUNTY (51)
 2003 PRIMARY BALLOT CERTIFICATION REPORT

BALLOT POSITION AND ELECTION RESULT SECTION PART I
 OFFICE POSITIONS SHALL APPEAR ON VOTING MACHINE OR PAPER BALLOT IN SAME ORDER AS LISTED
 ** DEMOCRATIC PRIMARY **

JUDGE OF THE COURT OF COMMON PLEAS DISTRICT 001
 VOTE FOR NOT MORE THAN 11

INSERT VOTE IN DIGITS:	INSERT VOTE IN WORDS:	INSERT VOTE IN DIGITS:
40,874	FORTY THOUSAND EIGHT HUNDRED SEVENTY FOUR	
34,634	THIRTY FOUR THOUSAND SIX HUNDRED THIRTY FOUR	
46,956	FORTY SIX THOUSAND NINE HUNDRED FIFTY SIX	
38,235	THIRTY EIGHT THOUSAND TWO HUNDRED THIRTY FIVE	
40,321	FORTY THOUSAND THREE HUNDRED TWENTY ONE	
36,588	THIRTY SIX THOUSAND FIVE HUNDRED EIGHTY EIGHT	
16,176	SIXTEEN THOUSAND ONE HUNDRED SEVENTY SIX	
26,420	TWENTY SIX THOUSAND FOUR HUNDRED TWENTY	
43,966	FORTY THREE THOUSAND NINE HUNDRED SIXTY SIX	

2003 PRIMARY BALLOT CERTIFICATION REPORT

DEPARTMENT OF STATE
(12-46)

PHILADELPHIA COUNTY (51)

BALLOT POSITION AND ELECTION RESULT SECTION PART I

OFFICE POSITIONS SHALL APPEAR ON VOTING MACHINE OR PAPER BALLOT IN SAME ORDER AS LISTED

** DEMOCRATIC PRIMARY **

INSERT VOTE
IN DIGITS.

JUDGE OF THE COURT OF COMMON PLEAS DISTRICT 001 (CONTINUED)

COUNTY:	MUNIC:	WARD:	DIV:	THIRTY SEVEN THOUSAND SIXTEEN	37,016
PHILADELPHIA	PHILADELPHIA	WARD 15	DIV 15	THIRTY SEVEN THOUSAND SIXTEEN	37,016
JOSEPH A. DYCH 1922 GREEN ST PHILADELPHIA PA 19130	PHILADELPHIA	WARD 15	DIV 15	FOURTEEN THOUSAND TWO HUNDRED FORTY NINE	14,249
JOHN F. RAIMONDI 2326 S. 16TH ST PHILADELPHIA PA 19145	PHILADELPHIA	WARD 26	DIV 19	TWENTY THREE THOUSAND EIGHT HUNDRED FIFTY FIVE	23,855
KAREN F. ZEITZ 430 LANDRITZLE 100 S BROAD ST PHILADELPHIA PA 19110	PHILADELPHIA	WARD 2	DIV 2	THIRTY FIVE THOUSAND FOUR HUNDRED FIFTY THREE	35,453
HOLLY J. FORD 1608 WALNUT ST STE 1300 PHILADELPHIA PA 19103	PHILADELPHIA	WARD 2	DIV 4	THIRTY THREE THOUSAND SIX HUNDRED EIGHTY	33,680
GLENN B. BRUNSON 7013 BRENTWOOD RD PHILADELPHIA PA 19151	PHILADELPHIA	WARD 34	DIV 34	THIRTY SIX THOUSAND FIVE HUNDRED TWO	36,502
NINA WRIGHT-PADILLA 2639 WENTWORTH RD PHILADELPHIA PA 19131	PHILADELPHIA	WARD 52	DIV 10	THIRTY SEVEN THOUSAND THREE HUNDRED THIRTY EIGHT	37,338
JEFFREY P. MENEHART 8077 W GREEN PL PHILADELPHIA PA 19118	PHILADELPHIA	WARD 9	DIV 6	TWENTY TWO THOUSAND SIXTY EIGHT	22,068
MAZARIO JIMENEZ 7003 N 12TH ST PHILADELPHIA PA 19126	PHILADELPHIA	WARD 61	DIV 22		
ROBERT P. COLEMAN 9009 BUTTOWOOD PL PHILADELPHIA PA 19128	PHILADELPHIA	WARD 21	DIV 2		
JON MARSHALL 7330-32 OXFORD AVE PHILADELPHIA PA 19111	PHILADELPHIA	WARD 45	DIV 7		

(CONTINUED)

2003 PRIMARY BALLOT CERTIFICATION REPORT

DEPARTMENT OF STATE
(12-46)

PHILADELPHIA COUNTY (51)

BALLOT POSITION AND ELECTION RESULT SECTION PART I

OFFICE POSITIONS SHALL APPEAR ON VOTING MACHINE OR PAPER BALLOT IN SAME ORDER AS LISTED

* * DEMOCRATIC PRIMARY * *

INSERT VOTE
IN DIGITS:

JUDGE OF THE COURT OF COMMON PLEAS ----- DISTRICT 001 (CONTINUED)
VOTE FOR NOT MORE THAN 11

BRAD MOSS 2319 MT VERNON ST PHILADELPHIA PA 19130	COUNTY: PHILADELPHIA MUNIC: WARD 15 DIV 19	TWENTY SIX THOUSAND THREE HUNDRED SIXTY SEVEN	26,367
CATERIA R. MCLABE 5738 WALNUT ST PHILADELPHIA PA 19139	COUNTY: PHILADELPHIA MUNIC: WARD 60 DIV 19	NINE THOUSAND NINE HUNDRED TWENTY TWO	9,922
WALTER J. OLSTENSKI 2513 S 19TH PHILADELPHIA PA 19145	COUNTY: PHILADELPHIA MUNIC: WARD 26 DIV 13	FOURTEEN THOUSAND NINE HUNDRED SEVENTY ONE	14,971
THOMAS NOCELLA 2600 EAST ALLEGHENY AVE PHILADELPHIA PA 19134	COUNTY: PHILADELPHIA MUNIC: WARD 9 DIV 10	ELEVEN THOUSAND SEVEN HUNDRED FORTY THREE	11,743
VIVIANNE A. CRAWFORD 1315 WALNUT STE 804 PHILADELPHIA PA 19107	COUNTY: PHILADELPHIA MUNIC: WARD 08 DIV 16	THIRTEEN THOUSAND THREE HUNDRED FORTY SEVEN	13,347
JIM DIVERGILIS 10800 FOX LANE FRANKFORD STATION PA 19124	COUNTY: PHILADELPHIA MUNIC: WARD 58 DIV 28	SIX THOUSAND	6,000
JIMMIE MOORE 1315 WALNUT ST #1624 PHILADELPHIA PA 19141	COUNTY: PHILADELPHIA MUNIC: WARD 17 DIV 27	THIRTY SEVEN THOUSAND NINE HUNDRED SEVENTY FIVE	37,975
RONALD G. MCWELL 604 W BURNHAM RD PHILADELPHIA PA 19119	COUNTY: PHILADELPHIA MUNIC: WARD 22 DIV 2	FIVE THOUSAND SIX HUNDRED TWENTY SEVEN	5,627
LORI A. DUMAS 301 CRESTPARK RD PHILADELPHIA PA 19119	COUNTY: PHILADELPHIA MUNIC: WARD 9 DIV 2		
SOMTE A. REAVIS 2101 PINE ST PHILADELPHIA PA 19103	COUNTY: PHILADELPHIA MUNIC: WARD 60 DIV 5		

2003 PRIMARY BALLOT CERTIFICATION REPORT

DEPARTMENT OF STATE
(12-36)

PHILADELPHIA COUNTY (51)

BALLOT POSITION AND ELECTION RESULT SECTION PART I

OFFICE POSITIONS SHALL APPEAR ON VOTING MACHINE OR PAPER BALLOT IN SAME ORDER AS LISTED

* * REPUBLICAN PRIMARY * *

INSERT VOTE IN WORDS:

INSERT VOTE
IN DIGITS:

JUSTICE OF THE SUPREME COURT
VOTE FOR ONE

DISTRICT 000

JOAN ORLE MELVIN
308 FORBES AVE STE 2500
PITTSBURGH PA 15219

COUNTY: ALLEGHENY
MUNIC: ALLEGHENY COUNTY

FOURTEEN THOUSAND
THREE HUNDRED EIGHTY FIVE

14,385

PAUL P PANEPINTO
7036 WOODBINE AVE
PHILADELPHIA PA 19151

COUNTY: PHILADELPHIA
MUNIC: PHILADELPHIA COUNTY

DEPARTMENT OF STATE
 (12:46)
 PHILADELPHIA COUNTY (51)
 2003 PRIMARY BALLOT CERTIFICATION REPORT

BALLOT POSITION AND ELECTION RESULT SECTION PART I
 OFFICE POSITIONS SHALL APPEAR ON VOTING MACHINE OR PAPER BALLOT IN SAME ORDER AS LISTED

* * REPUBLICAN PRIMARY * * INSERT VOTE IN WORDS: INSERT VOTE IN DIGITS:

JUDGE OF THE SUPERIOR COURT ----- DISTRICT 000
 VOTE FOR NOT MORE THAN 3

JACQUELINE SHOGAN 4145 KELLINGTON CT MURRYSVILLE PA 15668	COUNTY: WESTMORELAND MUNIC: WESTMORELAND COUNTY	EIGHT THOUSAND FIFTY EIGHT	8,058
GRAINGER BOWMAN S. NORTHFIELD WAY MECHANICSBURG PA 17050	COUNTY: CUMBERLAND MUNIC: CUMBERLAND COUNTY	ELEVEN THOUSAND SEVEN HUNDRED FOURTEEN	11,714
SUSAN SANTMAN 168 GIBSON DR HARBERTH PA 19072	COUNTY: MONTGOMERY MUNIC: MONTGOMERY COUNTY	TWELVE THOUSAND SEVEN HUNDRED THIRTY SEVEN	12,737
PALMER DOULIN P.O. BOX 412 POTTSVILLE PA 17901	COUNTY: SCHUYLKILL MUNIC: SCHUYLKILL COUNTY	NINE THOUSAND FOUR HUNDRED EIGHTY EIGHT	9,488

DEPARTMENT OF STATE
(12-46)
2003 PRIMARY BALLOT CERTIFICATION REPORT

PHILADELPHIA COUNTY (51)

BALLOT POSITION AND ELECTION RESULT SECTION PART I

OFFICE POSITIONS SHALL APPEAR ON VOTING MACHINE OR PAPER BALLOT IN SAME ORDER AS LISTED

* * REPUBLICAN PRIMARY * *

INSERT VOTE IN WORDS:
INSERT VOTE IN DIGITS:

JUDGE OF THE COURT OF COMMON PLEAS
VOTE FOR NOT MORE THAN 11

DISTRICT 001

COUNTY:	MUNICIPALITY:	WARD:	DIVISION:	OFFICE POSITIONS SHALL APPEAR ON VOTING MACHINE OR PAPER BALLOT IN SAME ORDER AS LISTED	INSERT VOTE IN WORDS:	INSERT VOTE IN DIGITS:
PHILADELPHIA	PA	19130		JOSEPH A. DYCH 1922 GREEN ST PHILADELPHIA	TEN THOUSAND FOUR HUNDRED SIXTY TWO	10,462
PHILADELPHIA	PA	19106		LESLIE FLEISHER 233 S. 9TH ST #110 PHILADELPHIA	TEN THOUSAND NINE HUNDRED NINE	10,909
PHILADELPHIA	PA	19134		THOMAS NOCELLA 2600 E. ALLEGHENY AVE PHILADELPHIA	TEN THOUSAND EIGHT HUNDRED NINETY SIX	10,896
PHILADELPHIA	PA	19118		JEFFREY P. MINEHART 8622 EVERGREEN PL PHILADELPHIA	TEN THOUSAND THREE HUNDRED FIFTY NINE	10,359
PHILADELPHIA	PA	19131		NINA WRIGHT-PADILLA 2639 WENTWORTH RD PHILADELPHIA	TEN THOUSAND TWO HUNDRED NINETY	10,290
PHILADELPHIA	PA	19126		MAZARIO JIMENEZ 7003 N. 12TH ST PHILADELPHIA	NINE THOUSAND FIVE HUNDRED SEVENTY TWO	9,572
PHILADELPHIA	PA	19150		BRENDA FRAZIER-CLEMENS 9453 E. MT. PLEASANT AVE PHILADELPHIA	SIX THOUSAND SIX HUNDRED SEVENTY FOUR	6,674
PHILADELPHIA	PA	19119		LORI A. DUMAS 301 CRESTPARK RD PHILADELPHIA	SIX THOUSAND EIGHT HUNDRED EIGHTY FOUR	6,884
PHILADELPHIA	PA	19131		PAULA PATRICK 6100 CITY AVE APT 913 PHILADELPHIA	SEVEN THOUSAND ONE HUNDRED THIRTY EIGHT	7,138
PHILADELPHIA	PA	19130		BRAO MOSS 2219 MT. VERNON ST PHILADELPHIA	SEVEN THOUSAND FIVE HUNDRED SEVENTEEN	7,517

(CONTINUED)

DEPARTMENT OF STATE
(12-46) 2003 PRIMARY BALLOT CERTIFICATION REPORT

PHILADELPHIA COUNTY (51)

BALLOT POSITION AND ELECTION RESULT SECTION PART I

OFFICE POSITIONS SHALL APPEAR ON VOTING MACHINE OR PAPER BALLOT IN SAME ORDER AS LISTED

* * REPUBLICAN PRIMARY * *

INSERT VOTE
IN DIGITS:

JUDGE OF THE COURT OF COMMON PLEAS ----- DISTRICT 001 (CONTINUED)
VOTE FOR NOT MORE THAN 11

JIM DIVERGILIS
P O BOX 23231
FRANKFORD STATION PA 19124

COUNTY: PHILADELPHIA
MUNIC: WARD 58 DIV 28

GLENN B. BRONSON
7013 BENTWOOD RD
PHILADELPHIA PA 19151

SIX THOUSAND
SIX HUNDRED NINE

6,609

PRIMARY ELECTION
MAY 20, 2003
OFFICE OF THE COUNTY BOARD OF ELECTIONS
CERTIFICATION AFFIDAVIT

COMMONWEALTH OF PENNSYLVANIA
PHILADELPHIA COUNTY

COUNTY OF PHILADELPHIA) SS. PHILADELPHIA) PA) JUNE 6) 2003

WE HEREBY CERTIFY THAT THESE 12 PAGES ARE THE OFFICIAL RETURNS AS THEY APPEAR ON RECORD OF THE VOTES CAST AT THE PRIMARY ELECTION HELD MAY 20, 2003.

IN WITNESS WHEREOF, WE HAVE HERETO SET OUR HANDS AND SEAL OF OFFICE THIS 6TH DAY OF JUNE, 2003.

Joseph F. ...
Margaret ...
...
ATTEST
...
CLERK

COUNTY BOARD OF ELECTIONS

SEAL

PHILADELPHIA COUNTY

CITY COMMISSIONERS

COUNTY BOARD OF ELECTIONS

2003 MUNICIPAL GENERAL ELECTION BALLOT CERTIFICATION REPORT

NOVEMBER 4, 2003

CITY COMMISSIONERS
COUNTY BOARD OF ELECTIONS
CERTIFICATION OF VOTES
MUNICIPAL ELECTION NOVEMBER 4, 2003

<u>PARTY</u>		<u>VOTES</u>
	<u>TRAFFIC COURT</u>	
DEM	EARLENE GREEN CLARK	261,689
REP	MICHAEL MC ALEER	94,135
	<u>MAYOR</u>	
DEM	JOHN F. STREET	267,276
REP	SAM KATZ	189,357
SOCIALIST	JOHN STAGGS	1,292
	<u>CITY COMMISSIONERS</u>	
DEM	MARGARET M. TARTAGLIONE	292,846
DEM	EDGAR A. HOWARD JR.	252,316
REP	JOSEPH J. DUDA	92,921
REP	BRUCE M. REED	84,557
	<u>REGISTER OF WILLS</u>	
DEM	RONALD R. DONATUCCI	279,826
REP	ANITA E. ZALEWSKI	89,698
	<u>SHERIFF</u>	
DEM	JOHN GREEN	280,249
REP	DAVID H. RICHARDS	91,837
	<u>CLERK OF THE COURTS</u>	
DEM	VIVIAN T. MILLER	271,833
REP	MARCUS MITCHELL	84,059

<u>PARTY</u>		<u>VOTES</u>
	<u>COUNCIL AT LARGE</u>	
DEM	BLONDELL REYNOLDS BROWN	244,096
DEM	W. WILSON GOODE JR.	258,423
DEM	DAVID COHEN	266,994
DEM	JAMES F. KENNEY	274,053
DEM	JUAN F. RAMOS	250,149
REP	FRANK RIZZO	145,852
REP	JACK KELLY	113,298
REP	DAVID P. HARDY	83,965
REP	JAMIE MC DERMOTT	106,544
REP	DAVID OH	98,687
EDUCATION	WILL MEGA	3,854
SOCIALIST	HILDA CUZCO	1,823
	<u>DISTRICT COUNCIL</u>	
	<u>DISTRICT 1</u>	
DEM	FRANK J. DI CICCIO	24,720
REP	RICK A. CATALDI	12,747
	<u>DISTRICT 2</u>	
DEM	ANNA C. VERNA	31,677
REP	PAULA A. TERRERI	6,291
	<u>DISTRICT 3</u>	
DEM	JANNIE L. BLACKWELL	36,491
	<u>DISTRICT 4</u>	
DEM	MICHAEL A. NUTTER	36,371
REP	JAY M. FEINSCHIL	6,442
	<u>DISTRICT 5</u>	
DEM	DARRELL L. CLARKE	37,964
	<u>DISTRICT 6</u>	
DEM	JOAN L. KRAJEWSKI	28,190
REP	VANDY L. PARKS	13,733

237

<u>PARTY</u>		<u>VOTES</u>
	<u>DISTRICT 7</u>	
DEM	RICHARD T. MARIANO	23,541
REP	NESTOR E. GONZALEZ	6,188
	<u>DISTRICT 8</u>	
DEM	DONNA REED-MILLER	39,479
REP	DEBORAH WILLIAMS	4,021
GREEN	THOMAS HUTT	3,028
	<u>DISTRICT 9</u>	
DEM	MARIAN B. TASCO	34,205
REP	MATTHEW T. MC KEON	4,718
	<u>DISTRICT 10</u>	
DEM	ROBERT MC CARTHY	16,586
REP	BRIAN J. O'NEILL	31,124

CITY COMMISSIONERS
COUNTY BOARD OF ELECTIONS
CERTIFICATION OF VOTES
MUNICIPAL ELECTION NOVEMBER 4, 2003

PROPOSED CHARTER CHANGE QUESTION # 1

“SHALL THE HOME RULE CHARTER BE AMENDED TO REQUIRE THAT NO CONTRACT WITH AN AGENCY THAT RECEIVES FUNDS FROM THE CITY, AND THAT NEITHER HAS A BOARD OF DIRECTORS NOMINATED BY CITY OFFICIALS OR BODIES, OR THAT OPERATES UNDER AUTHORITY GRANTED BY ORDINANCE, SHALL BE VALID UNLESS IT INCLUDES A PROVISION AUTHORIZING THE CITY AUDITING DEPARTMENT TO AUDIT THE AGENCY’S AFFAIRS DURING THE TERM OF CONTRACT?”

YES

NO

154,041

52,141

PROPOSED CHARTER CHANGE QUESTION # 2

“SHALL THE HOME RULE CHARTER BE AMENDED TO PROVIDE FOR ONE NON-VOTING MEMBER OF THE BOARD OF PENSION AND RETIREMENT, APPOINTED BY THE PRESIDENT OF CITY COUNCIL, WHO OTHER THAN THE POWER TO VOTE SHALL HAVE ALL RIGHTS, POWERS AND DUTIES OF OTHER MEMBERS OF THE BOARD, BUT NOT LIMITED TO, THE RIGHT TO ATTEND ANY EXECUTIVE SESSION OF THE BOARD?”

YES

NO

122,314

78,091

PROPOSED CHARTER CHANGE QUESTION # 3

“SHALL THE HOME RULE CHARTER BE AMENDED TO ALLOW FOR A BID PREFERENCE FOR PHILADELPHIA-BASED FIRMS IN ORDER TO PROMOTE MORE BUSINESS AND JOB CREATION OPPORTUNITIES FOR PHILADELPHIA-BASED FIRMS IN THE AWARDED OF CONTRACTS WITH THE CITY OF PHILADELPHIA, AS PROVIDED BY ORDINANCE OF CITY COUNCIL?”

YES

NO

146,354

57,020

PROPOSED CHARTER CHANGE QUESTION # 4

“SHALL THE HOME RULE CHARTER BE AMENDED TO EXEMPT CONTRACTS INVOLVING EXPENDITURES OF TWENTY-FIVE THOUSAND DOLLARS (25,000) OR LESS FROM THE OPEN BID PROCEDURE AS REQUIRED BY SECTIONS 8-200(2)(a) THROUGH (2)(e)?”

YES

NO

106,903

86,286

PROPOSED CHARTER CHANGE QUESTION # 5

“SHALL SECTION 5-300 OF THE PHILADELPHIA HOME RULE CHARTER BE AMENDED TO DECLARE THAT BECAUSE HEALTH CARE IS AN ESSENTIAL SAFEGUARD OF HUMAN LIFE AND DIGNITY, THE CITY OF PHILADELPHIA HEALTH DEPARTMENT SHALL PREPARE A PLAN FOR UNIVERSAL HEALTH CARE THAT PERMITS EVERYONE IN THE CITY OF PHILADELPHIA TO OBTAIN DECENT HEALTH CARE?”

YES

NO

149,558

49,754

PROPOSED CHARTER CHANGE QUESTION # 6

“SHALL THE HOME RULE CHARTER BE AMENDED TO CREATE AN INSURANCE PUBLIC ADVOCATE WHO WILL REPRESENT THE INTERESTS OF PHILADELPHIA INSURANCE CONSUMERS WITH THE GOAL OF LOWERING INSURANCE RATES IN PHILADELPHIA?”

YES

NO

160,546

38,683

PROPOSED CHARTER CHANGE QUESTION # 7

“SHALL THE HOME RULE CHARTER BE AMENDED TO PROVIDE FOR THE USE OF COOPERATIVE AGREEMENTS WITH OTHER PUBLIC AGENCIES?”

YES

NO

141,057

47,362

241

MUNICIPAL ELECTION
NOVEMBER 4, 2003


COMMONWEALTH OF PENNSYLVANIA
PHILADELPHIA COUNTY BOARD OF ELECTIONS
CERTIFICATION AFFIDAVIT

WE HEREBY CERTIFY THAT THESE 6 PAGES ARE THE OFFICIAL RETURNS AS
THEY APPEAR ON RECORD OF THE VOTES CAST AT THE MUNICIPAL
ELECTION HELD NOVEMBER 4, 2003.

IN WITNESS WHEREOF, WE HAVE HEREUNTO SET OUR HANDS AND SEAL OF

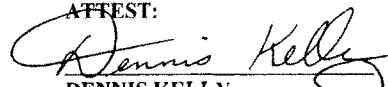
OFFICE THIS 1ST DAY OF DECEMBER, 2003.


MARY D. COLINS
ACTING CHAIRPERSON


EUGENE EDWARD J. MAIER
ACTING CITY COMMISSIONER


MARGARET MURPHY McKEOWN
ACTING CITY COMMISSIONER

ATTEST:


DENNIS KELLY
SUPERVISOR OF ELECTIONS

BUREAU OF ELECTIONS
 ELECTION BALLOT CERTIFICATION REPORT
 NOVEMBER 04, 2003

PENNSYLVANIA
 DEPARTMENT OF STATE
 (13:54)
 PHILADELPHIA COUNTY (51)

2003 MUNICIPAL ELECTION BALLOT CERTIFICATION REPORT
 NOVEMBER 04, 2003
 BALLOT POSITION AND ELECTION RESULT SECTION PART I
 OFFICE POSITIONS SHALL APPEAR ON VOTING MACHINE OR PAPER BALLOT IN SAME ORDER AS LISTED

		INSERT VOTE IN WORDS	INSERT VOTE IN DIGITS
JUSTICE OF THE SUPREME COURT-----			
VOTE FOR ONE		DISTRICT 000	
MAX BAER 1049 LAKEMONT DR PITTSBURGH PA 15243-1817	DEMOCRATIC	THREE HUNDRED TWO THOUSAND, SIX HUNDRED EIGHTY SEVEN	302,687
JOAN ORIE MELVIN 428 FORBES AVE STE 2500 PITTSBURGH PA 15219-1614	REPUBLICAN	EIGHTY FIVE THOUSAND FIVE	85,005
JUDGE OF THE SUPERIOR COURT-----			
VOTE FOR NOT MORE THAN 3		DISTRICT 000	
JACK PANELLA 2226 NORTHWOOD AVE EASTON PA 18045-0000	DEMOCRATIC	TWO HUNDRED FIFTY EIGHT THOUSAND, SIX HUNDRED EIGHTY THREE	258,683
JOHN J. DRISCOLL 100 UNIVERSITY DR GREENSBURG PA 15601-0000	DEMOCRATIC	TWO HUNDRED SEVENTY THOUSAND, SIX HUNDRED EIGHTY SIX	270,686
SEAMUS MCCAFFERY 9001 JENNIFER TR PHILADELPHIA PA 19115-4130	DEMOCRATIC	THREE HUNDRED SIX THOUSAND, NINE HUNDRED THIRTY TWO	306,932
GRAINGER BOWMAN 3 NORTHFIELD WAY MECHANICSBURG PA 17050-1531	REPUBLICAN	SEVENTY THREE THOUSAND, ONE HUNDRED SIXTY NINE	73,169

(CONTINUED)

BUREAU OF ELECTIONS
 ELECTION BALLOT CERTIFICATION REPORT
 NOVEMBER 04, 2003

2003 MUNICIPAL

PHILADELPHIA COUNTY (51)

BALLOT POSITION AND ELECTION RESULT SECTION PART I

OFFICE POSITIONS SHALL APPEAR ON VOTING MACHINE OR PAPER BALLOT IN SAME ORDER AS LISTED

INSERT VOTE IN DIGITS

INSERT VOTE IN WORDS

JUDGE OF THE SUPERIOR COURT----- (CONTINUED)
 VOTE FOR NOT MORE THAN 3 DISTRICT 000

89,633

SIX HUNDRED THIRTY THREE

REPUBLICAN

PA 19072-0000

SUSAN GANTMAN
 1815 GERSON DR
 NARBERTH

67,663

SIXTY SEVEN THOUSAND,
 SIX HUNDRED SIXTY THREE

REPUBLICAN

PA 17901-0000

PALMER GOLBIN
 P O BOX 412
 POTTSVILLE

JUDGE OF THE COURT OF COMMON PLEAS----- DISTRICT 001
 VOTE FOR NOT MORE THAN 11

328,128

THREE HUNDRED TWENTY EIGHT THOUSAND,
 ONE HUNDRED TWENTY EIGHT

DEMOCRATIC & REPUBLICAN

PA 19150-2024

BRENDA FRAZIER-CLEMORS
 4213 W PLEASANT AVE
 PHILADELPHIA

325,268

THREE HUNDRED TWENTY FIVE THOUSAND,
 TWO HUNDRED SIXTY EIGHT

DEMOCRATIC & REPUBLICAN

PA 19106-0000

LESLIE FLEISHER
 233 6TH ST #1110
 PHILADELPHIA

252,799

TWO HUNDRED FIFTY TWO THOUSAND,
 SEVEN HUNDRED NINETY NINE

DEMOCRATIC

PA 19130-0000

DORIS PECHKUROW
 2819A PARRISH ST
 PHILADELPHIA

250,001

TWO HUNDRED FIFTY THOUSAND, ONE

DEMOCRATIC

PA 19101-0000

JOEL JOHNSON, JR.
 P O BOX 8016
 PHILADELPHIA

(CONTINUED)

BALLOT POSITION AND ELECTION RESULT SECTION PART I
OFFICE POSITIONS SHALL APPEAR ON VOTING MACHINE OR PAPER BALLOT IN SAME ORDER AS LISTED

JUDGE OF THE COURT OF COMMON PLEAS (CONTINUED)
DISTRICT 001

NAME AND ADDRESS	PARTY	INSERT VOTE IN WORDS	INSERT VOTE IN DIGITS
RAMY ISAAC DJERASSI 815 MARKET ST STE 1915 PHILADELPHIA PA 19102-1921	DEMOCRATIC & REPUBLICAN	THREE HUNDRED NINETEEN THOUSAND, FOUR HUNDRED SEVENTY ONE	319,471
LORI A. DUMAS 301 CRESTPARK RD PHILADELPHIA PA 19119-0000	DEMOCRATIC & REPUBLICAN	THREE HUNDRED TWENTY NINE THOUSAND NINE HUNDRED SIXTY SIX	329,966
JEFFREY P. MINEHART 8622 EVERGREEN PL PHILADELPHIA PA 19118-3321	DEMOCRATIC & REPUBLICAN	THREE HUNDRED TWENTY FIVE THOUSAND, FIVE HUNDRED EIGHTY FIVE	325,585
JOSEPH A. DYCH 1922 GREEN ST PHILADELPHIA PA 19130-3207	DEMOCRATIC & REPUBLICAN	THREE HUNDRED TWENTY TWO THOUSAND, SIX HUNDRED ONE	322,601
PAULA PATRICK 6100 CITY AVE APT 913 PHILADELPHIA PA 19131-0000	DEMOCRATIC & REPUBLICAN	THREE HUNDRED TWENTY SEVEN THOUSAND, NINE HUNDRED EIGHTY NINE	327,989
NINA WRIGHT PADILLA 2639 WENTWORTH RD PHILADELPHIA PA 19131-2610	DEMOCRATIC & REPUBLICAN	THREE HUNDRED TWENTY NINE THOUSAND TWO HUNDRED FOUR	329,204
HOLLY J. FORO 1608 WALNUT ST STE 1300 PHILADELPHIA PA 19103-0000	DEMOCRATIC & REPUBLICAN	THREE HUNDRED TWENTY EIGHT THOUSAND, THREE HUNDRED TWENTY SIX	328,326

(CONTINUED)

2003 MUNICIPAL ELECTION BALLOT CERTIFICATION REPORT
NOVEMBER 04, 2003

PHILADELPHIA COUNTY (51)

BALLOT POSITION AND ELECTION RESULT SECTION PART I
OFFICE POSITIONS SHALL APPEAR ON VOTING MACHINE OR PAPER BALLOT IN SAME ORDER AS LISTED

INSERT VOTE IN WORDS .

INSERT VOTE IN DIGITS

JUDGE OF THE COURT OF COMMON PLEAS------(CONTINUED)
VOTE FOR NOT MORE THAN 11 DISTRICT 001

THOMAS NOCELLA
2600 E ALLEGHENY AVE
PHILADELPHIA PA 19134-5191
REPUBLICAN
EIGHTY FOUR THOUSAND,
NINE HUNDRED FIVE -----84,905

BRAD MOSS
2219 MT BERNON ST
PHILADELPHIA PA 19130-0000
REPUBLICAN
EIGHTY FOUR THOUSAND,
THREE HUNDRED FORTY THREE -----84,343

JUDGE OF THE MUNICIPAL COURT-----
VOTE FOR ONE DISTRICT 001

GERARD A. KOSINSKI
2511 GILLINGHAM ST
PHILADELPHIA PA 19137-1619
DEMOCRATIC & REPUBLICAN
THREE HUNDRED FIFTY ONE THOUSAND,
TWO HUNDRED SEVEN -----351,207

BUREAU OF ELECTIONS
 ELECTION BALLOT CERTIFICATION REPORT
 NOVEMBER 04, 2003

PENNSYLVANIA
 DEPARTMENT OF STATE
 (13:54)
 PHILADELPHIA COUNTY (51)

2003 MUNICIPAL ELECTION BALLOT CERTIFICATION REPORT
 PART II
 BALLOT POSITION AND ELECTION RESULT SECTION PART II
 OFFICE POSITIONS SHALL APPEAR ON VOTING MACHINE OR PAPER BALLOT IN SAME ORDER AS LISTED

	YES VOTES IN WORDS	YES VOTES IN DIGITS
JUSTICE OF THE SUPREME COURT RETENTION ELECTION SHALL RONALD O. CASTILLE BE RETAINED FOR AN ADDITIONAL TERM AS JUSTICE OF THE SUPREME COURT. OF THE COMMONWEALTH OF PENNSYLVANIA?	ONE HUNDRED THIRTY ONE THOUSAND, TWO HUNDRED SIXTY ONE TWENTY SIX THOUSAND, NINE HUNDRED FIFTY SIX	131,261 26,956
JUDGE OF THE SUPERIOR COURT RETENTION ELECTION SHALL JOSEPH A. DEL SOLE BE RETAINED FOR AN ADDITIONAL TERM AS JUDGE OF THE SUPERIOR COURT. OF THE COMMONWEALTH OF PENNSYLVANIA?	ONE HUNDRED TEN THOUSAND, EIGHT HUNDRED SIXTY THREE TWENTY EIGHT THOUSAND, SEVEN HUNDRED FORTY NINE	110,863 28,749
JUDGE OF THE COMMONWEALTH COURT RETENTION ELECTION SHALL JAMES GARDNER COLINS BE RETAINED FOR AN ADDITIONAL TERM AS JUDGE OF THE COMMONWEALTH COURT. OF THE COMMONWEALTH OF PENNSYLVANIA?	ONE HUNDRED TEN THOUSAND, NINE HUNDRED SEVEN TWENTY SIX THOUSAND, NINETY FOUR	110,907 26,094

BALLOT POSITION AND ELECTION RESULT SECTION PART II
 OFFICE POSITIONS SHALL APPEAR ON VOTING MACHINE OR PAPER BALLOT IN SAME ORDER AS LISTED

	YES VOTES IN WORDS	YES VOTES IN DIGITS
JUDGE OF THE COURT OF COMMON PLEAS RETENTION ELECTION SHALL JACQUELINE F. ALLEN BE RETAINED FOR AN ADDITIONAL TERM AS JUDGE OF THE COURT OF COMMON PLEAS. 1ST JUDICIAL DISTRICT, PHILADELPHIA COUNTY?	ONE HUNDRED ELEVEN THOUSAND, SEVEN HUNDRED EIGHTY FOUR TWENTY FIVE THOUSAND, NINE HUNDRED NINETY NINE	111,784 25,999
JUDGE OF THE COURT OF COMMON PLEAS RETENTION ELECTION SHALL GENEVE F. BRINKLEY BE RETAINED FOR AN ADDITIONAL TERM AS JUDGE OF THE COURT OF COMMON PLEAS. 1ST JUDICIAL DISTRICT, PHILADELPHIA COUNTY?	ONE HUNDRED TWO THOUSAND, THREE HUNDRED EIGHTEEN THIRTY THREE THOUSAND, THREE HUNDRED FORTY ONE	102,318 33,341
JUDGE OF THE COURT OF COMMON PLEAS RETENTION ELECTION SHALL TANA MYERS CLARK BE RETAINED FOR AN ADDITIONAL TERM AS JUDGE OF THE COURT OF COMMON PLEAS. 1ST JUDICIAL DISTRICT, PHILADELPHIA COUNTY?	ONE HUNDRED FOUR THOUSAND, THREE HUNDRED SIXTY TWO THIRTY THREE THOUSAND, SEVEN HUNDRED THIRTY SEVEN	104,362 33,737

YES VOTES IN WORDS	YES VOTES IN DIGITS
<p>JUDGE OF THE COURT OF COMMON PLEAS RETENTION ELECTION</p> <p>SHALL STEVEN R. GEROFF BE RETAINED FOR AN ADDITIONAL TERM AS JUDGE OF THE COURT OF COMMON PLEAS, 1ST JUDICIAL DISTRICT, PHILADELPHIA COUNTY?</p>	<p>ONE HUNDRED SIX THOUSAND FOUR HUNDRED SEVENTY NINE NO VOTES IN WORDS 106,479 NO VOTES IN DIGITS</p> <p>TWENTY SIX THOUSAND, SEVEN HUNDRED FIFTY EIGHT 26,758</p>
<p>JUDGE OF THE COURT OF COMMON PLEAS RETENTION ELECTION</p> <p>SHALL D. WEBSTER KEOGH BE RETAINED FOR AN ADDITIONAL TERM AS JUDGE OF THE COURT OF COMMON PLEAS, 1ST JUDICIAL DISTRICT, PHILADELPHIA COUNTY?</p>	<p>ONE HUNDRED FOUR THOUSAND, NINE HUNDRED SIXTY THREE 104,963 NO VOTES IN WORDS</p> <p>TWENTY SEVEN THOUSAND, FIVE HUNDRED FIFTY 27,550</p>
<p>JUDGE OF THE COURT OF COMMON PLEAS RETENTION ELECTION</p> <p>SHALL WILLIAM J. MANFREDI BE RETAINED FOR AN ADDITIONAL TERM AS JUDGE OF THE COURT OF COMMON PLEAS, 1ST JUDICIAL DISTRICT, PHILADELPHIA COUNTY?</p>	<p>ONE HUNDRED SEVEN THOUSAND, FIFTY SIX 107,056 NO VOTES IN WORDS</p> <p>TWENTY SIX THOUSAND, ONE HUNDRED FOURTEEN 26,114</p>

JUDGE OF THE COURT OF COMMON PLEAS RETENTION ELECTION	YES "VOTES" IN WORDS	YES "VOTES" IN DIGITS
SHALL FREDERICA A. MASSIAH-JACKSON BE RETAINED FOR AN ADDITIONAL TERM AS JUDGE OF THE COURT OF COMMON PLEAS. 1ST JUDICIAL DISTRICT, PHILADELPHIA COUNTY?	ONE HUNDRED SEVEN THOUSAND, SIX HUNDRED NINETY SIX NO "VOTES" IN WORDS	107,696 NO "VOTES" IN DIGITS
JUDGE OF THE COURT OF COMMON PLEAS RETENTION ELECTION	THIRTY ONE THOUSAND, EIGHT HUNDRED FIVE	31,805
SHALL RAYFORD A. MEANS BE RETAINED FOR AN ADDITIONAL TERM AS JUDGE OF THE COURT OF COMMON PLEAS. 1ST JUDICIAL DISTRICT, PHILADELPHIA COUNTY?	ONE HUNDRED SIX THOUSAND, TWO HUNDRED THIRTY FIVE NO "VOTES" IN WORDS	106,235 NO "VOTES" IN DIGITS
JUDGE OF THE COURT OF COMMON PLEAS RETENTION ELECTION	TWENTY SEVEN THOUSAND, EIGHT HUNDRED FORTY	27,840
SHALL SANDRA MAZER MOSS BE RETAINED FOR AN ADDITIONAL TERM AS JUDGE OF THE COURT OF COMMON PLEAS. 1ST JUDICIAL DISTRICT, PHILADELPHIA COUNTY?	ONE HUNDRED SEVEN THOUSAND, FIVE HUNDRED FORTY NINE NO "VOTES" IN WORDS	107,549 NO "VOTES" IN DIGITS
JUDGE OF THE COURT OF COMMON PLEAS RETENTION ELECTION	TWENTY SIX THOUSAND, EIGHT HUNDRED NINETY NINE	26,899

BUREAU OF ELECTIONS
 ELECTION BALLOT CERTIFICATION REPORT
 NOVEMBER 04, 2003

PENNSYLVANIA
 DEPARTMENT OF STATE
 (13:54)

PHILADELPHIA COUNTY (51)

BALLOT POSITION AND ELECTION RESULT SECTION PART II

OFFICE POSITIONS SHALL APPEAR ON VOTING MACHINE OR PAPER BALLOT IN SAME ORDER AS LISTED

	YES VOTES IN WORDS	YES VOTES IN DIGITS
JUDGE OF THE COURT OF COMMON PLEAS RETENTION ELECTION	ONE HUNDRED EIGHT THOUSAND, SEVEN HUNDRED NINE	108,709
SHALL JOSEPH D. O'KEEFE BE RETAINED FOR AN ADDITIONAL TERM AS JUDGE OF THE COURT OF COMMON PLEAS, 1ST JUDICIAL DISTRICT, PHILADELPHIA COUNTY?	TWENTY FOUR THOUSAND, FIVE HUNDRED FORTY FIVE	24,545
JUDGE OF THE COURT OF COMMON PLEAS RETENTION ELECTION	ONE HUNDRED EIGHT THOUSAND, TWO HUNDRED SEVENTY FIVE	108,275
SHALL ALBERT W. SHEPPARD, JR. BE RETAINED FOR AN ADDITIONAL TERM AS JUDGE OF THE COURT OF COMMON PLEAS, 1ST JUDICIAL DISTRICT, PHILADELPHIA COUNTY?	TWENTY FIVE THOUSAND, THREE HUNDRED FOUR	25,304
JUDGE OF THE COURT OF COMMON PLEAS RETENTION ELECTION	ONE HUNDRED TWO THOUSAND, EIGHT HUNDRED SIXTY	102,860
SHALL CAROLYN TEMIN BE RETAINED FOR AN ADDITIONAL TERM AS JUDGE OF THE COURT OF COMMON PLEAS, 1ST JUDICIAL DISTRICT, PHILADELPHIA COUNTY?	TWENTY FOUR THOUSAND, NINE HUNDRED SEVENTY FOUR	24,974

PHILADELPHIA COUNTY (51)

BALLOT POSITION AND ELECTION RESULT SECTION PART II

OFFICE POSITIONS SHALL APPEAR ON VOTING MACHINE OR PAPER BALLOT IN SAME ORDER AS LISTED

JUDGE OF THE COURT OF COMMON PLEAS RETENTION ELECTION	YES VOTES IN WORDS	YES VOTES IN DIGITS
SHALL ALLAN L. TERESHKO BE RETAINED FOR AN ADDITIONAL TERM AS JUDGE OF THE COURT OF COMMON PLEAS, 1ST JUDICIAL DISTRICT, PHILADELPHIA COUNTY?	NINETY FOUR THOUSAND, EIGHT HUNDRED THIRTY NINE NO VOTES IN WORDS	94,839 NO VOTES IN DIGITS
JUDGE OF THE COURT OF COMMON PLEAS RETENTION ELECTION	TWENTY SEVEN THOUSAND, FOUR HUNDRED EIGHT	27,408
SHALL THOMAS WATKINS BE RETAINED FOR AN ADDITIONAL TERM AS JUDGE OF THE COURT OF COMMON PLEAS, 1ST JUDICIAL DISTRICT, PHILADELPHIA COUNTY?	NINETY ONE THOUSAND, EIGHT HUNDRED THIRTY FIVE NO VOTES IN WORDS	91,835 NO VOTES IN DIGITS
JUDGE OF THE MUNICIPAL COURT RETENTION ELECTION	THIRTY THOUSAND, THREE HUNDRED TWENTY	30,320
SHALL ROBERT S. BLASI BE RETAINED FOR AN ADDITIONAL TERM AS JUDGE OF THE MUNICIPAL COURT, 1ST JUDICIAL DISTRICT, PHILADELPHIA COUNTY?	NINETY FIVE THOUSAND, THREE HUNDRED SEVENTY SEVEN NO VOTES IN WORDS	95,377 NO VOTES IN DIGITS
JUDGE OF THE MUNICIPAL COURT RETENTION ELECTION	TWENTY SIX THOUSAND, TWO HUNDRED TWENTY SIX	26,226

2003 MUNICIPAL ELECTION BALLOT CERTIFICATION REPORT
 NOVEMBER 04, 2003

PHILADELPHIA COUNTY (51)

BALLOT POSITION AND ELECTION RESULT SECTION PART II

OFFICE POSITIONS SHALL APPEAR ON VOTING MACHINE OR PAPER BALLOT IN SAME ORDER AS LISTED

JUDGE OF THE MUNICIPAL COURT RETENTION ELECTION	YES VOTES IN WORDS	YES VOTES IN DIGITS
SHALL FRANK T. BRADY BE RETAINED FOR AN ADDITIONAL TERM AS JUDGE OF THE MUNICIPAL COURT. 1ST JUDICIAL DISTRICT, PHILADELPHIA COUNTY?	NINETY NINE THOUSAND, FOUR HUNDRED NINETY EIGHT	99,498
	TWENTY FOUR THOUSAND, FOUR HUNDRED THIRTY SIX	24,436
JUDGE OF THE MUNICIPAL COURT RETENTION ELECTION	YES VOTES IN WORDS	YES VOTES IN DIGITS
SHALL GWENDOLYN A. COMWAY BE RETAINED FOR AN ADDITIONAL TERM AS JUDGE OF THE MUNICIPAL COURT. 1ST JUDICIAL DISTRICT, PHILADELPHIA COUNTY?	NINETY SIX THOUSAND, SIX HUNDRED FIFTY FOUR	96,654
	TWENTY EIGHT THOUSAND, ONE HUNDRED FORTY EIGHT	28,148
JUDGE OF THE MUNICIPAL COURT RETENTION ELECTION	YES VOTES IN WORDS	YES VOTES IN DIGITS
SHALL BARBARA S. GILBERT BE RETAINED FOR AN ADDITIONAL TERM AS JUDGE OF THE MUNICIPAL COURT. 1ST JUDICIAL DISTRICT, PHILADELPHIA COUNTY?	NINETY NINE THOUSAND, FIVE HUNDRED TWENTY	99,520
	TWENTY FOUR THOUSAND, TWENTY EIGHT	24,028

2003 MUNICIPAL ELECTION BALLOT CERTIFICATION REPORT
 NOVEMBER 04, 2003

PHILADELPHIA COUNTY (51)

BALLOT POSITION AND ELECTION RESULT SECTION PART II

OFFICE POSITIONS SHALL APPEAR ON VOTING MACHINE OR PAPER BALLOT IN SAME ORDER AS LISTED

JUDGE OF THE MUNICIPAL COURT RETENTION ELECTION	YES VOTES IN WORDS	YES VOTES IN DIGITS
SHALL LYDIA Y. KIRKLAND BE RETAINED FOR AN ADDITIONAL TERM AS JUDGE OF THE MUNICIPAL COURT. 1ST JUDICIAL DISTRICT, PHILADELPHIA COUNTY?	ONE HUNDRED THOUSAND, ONE HUNDRED EIGHTY FIVE NO VOTES IN WORDS	100,185 NO VOTES IN DIGITS
JUDGE OF THE MUNICIPAL COURT RETENTION ELECTION	TWENTY FIVE THOUSAND, ONE HUNDRED FORTY ONE	25,141
QUESTION: SHALL MARSHA H. NEFIELD BE RETAINED FOR AN ADDITIONAL TERM AS JUDGE OF THE MUNICIPAL COURT. 1ST JUDICIAL DISTRICT, PHILADELPHIA COUNTY?	NINETY SEVEN THOUSAND, TWO HUNDRED FIFTY EIGHT NO VOTES IN WORDS	97,258 NO VOTES IN DIGITS
JUDGE OF THE MUNICIPAL COURT RETENTION ELECTION	TWENTY FIVE THOUSAND, SIX HUNDRED THIRTY SIX	25,636
JUDGE OF THE MUNICIPAL COURT RETENTION ELECTION	NINETY SIX THOUSAND, SEVEN HUNDRED SIXTY FOUR NO VOTES IN WORDS	96,764 NO VOTES IN DIGITS
SHALL CRAIG M. WASHINGTON BE RETAINED FOR AN ADDITIONAL TERM AS JUDGE OF THE MUNICIPAL COURT. 1ST JUDICIAL DISTRICT, PHILADELPHIA COUNTY?	TWENTY SEVEN THOUSAND, TWO HUNDRED SIXTY SIX	27,266

BALLOT POSITION AND ELECTION RESULT SECTION PART II

OFFICE POSITIONS SHALL APPEAR ON VOTING MACHINE OR PAPER BALLOT IN SAME ORDER AS LISTED

JUDGE OF THE TRAFFIC COURT RETENTION ELECTION	YES VOTES IN WORDS	YES VOTES IN DIGITS
SHALL BERNICE ANN DEANGELIS BE RETAINED FOR AN ADDITIONAL TERM AS JUDGE OF THE TRAFFIC COURT. 1ST JUDICIAL DISTRICT, PHILADELPHIA COUNTY?	NINETY EIGHT THOUSAND, SEVEN HUNDRED SEVENTY NINE	98,779
	TWENTY SIX THOUSAND, EIGHT HUNDRED SIX	26,806
JUDGE OF THE TRAFFIC COURT RETENTION ELECTION	YES VOTES IN WORDS	YES VOTES IN DIGITS
SHALL JOSEPH A. HOWLETT BE RETAINED FOR AN ADDITIONAL TERM AS JUDGE OF THE TRAFFIC COURT. 1ST JUDICIAL DISTRICT, PHILADELPHIA COUNTY?	NINETY SEVEN THOUSAND, SEVENTY NINE	97,079
	TWENTY SEVEN THOUSAND, EIGHT HUNDRED SIXTY FIVE	27,865
JUDGE OF THE TRAFFIC COURT RETENTION ELECTION	YES VOTES IN WORDS	YES VOTES IN DIGITS
SHALL FRANCIS E. KELLY BE RETAINED FOR AN ADDITIONAL TERM AS JUDGE OF THE TRAFFIC COURT. 1ST JUDICIAL DISTRICT, PHILADELPHIA COUNTY?	ONE HUNDRED TWO THOUSAND, EIGHTY FOUR	102,084
	TWENTY FIVE THOUSAND, ONE HUNDRED EIGHTY NINE	25,189

2003 MUNICIPAL ELECTION BALLOT CERTIFICATION REPORT
 NOVEMBER 04, 2003

PENNSYLVANIA
 DEPARTMENT OF STATE
 (13:54)

PHILADELPHIA COUNTY (51)

BALLOT POSITION AND ELECTION RESULT SECTION PART II

OFFICE POSITIONS SHALL APPEAR ON VOTING MACHINE OR PAPER BALLOT IN SAME ORDER AS LISTED

	YES VOTES IN WORDS	YES VOTES IN DIGITS
JUDGE OF THE TRAFFIC COURT RETENTION ELECTION	NINETY NINE THOUSAND ONE HUNDRED TWENTY NINE	99,129
SHALL FORTUNATO N. PERRI, SR. BE RETAINED FOR AN ADDITIONAL TERM AS JUDGE OF THE TRAFFIC COURT, 1ST JUDICIAL DISTRICT, PHILADELPHIA COUNTY?	TWENTY NINE THOUSAND, FOUR	29,004

2003 MUNICIPAL ELECTION BALLOT CERTIFICATION REPORT
 NOVEMBER 04, 2003

PHILADELPHIA COUNTY (51)

DEPARTMENT OF STATE
 (13:54)

BUREAU OF ELECTIONS
 ELECTION BALLOT CERTIFICATION REPORT
 NOVEMBER 04, 2003

BALLOT POSITION AND ELECTION RESULT SECTION PART III
 OFFICIAL POSITIONS SHALL APPEAR ON VOTING MACHINE OR PAPER BALLOT IN SAME ORDER AS LISTED

BALLOT QUESTION ONE: AMENDING THE RIGHT OF PERSONS ACCUSED OF A CRIME TO MEET THE WITNESSES AGAINST THEM FACE TO FACE	YES VOTES IN WORDS	YES VOTES IN DIGITS
SHALL THE PENNSYLVANIA CONSTITUTION BE AMENDED TO PROVIDE THAT A PERSON ACCUSED OF A CRIME HAS THE RIGHT TO BE CONFRONTED WITH THE WITNESSES AGAINST HIM, INSTEAD OF THE RIGHT TO "MEET THE WITNESSES FACE TO FACE"?	ONE HUNDRED FIFTY THOUSAND, FIVE HUNDRED SEVENTEEN	150,517
	NO VOTES IN WORDS	NO VOTES IN DIGITS
	SEVENTY EIGHT THOUSAND, SEVEN HUNDRED TWENTY EIGHT	78,728

BALLOT QUESTION TWO: AUTHORIZING THE GENERAL ASSEMBLY TO ENACT LAWS REGARDING THE WAY THAT CHILDREN MAY TESTIFY IN CRIMINAL PROCEEDINGS	YES VOTES IN WORDS	YES VOTES IN DIGITS
SHALL THE PENNSYLVANIA CONSTITUTION BE AMENDED TO PROVIDE THAT THE GENERAL ASSEMBLY MAY ENACT LAWS REGARDING THE MANNER BY WHICH CHILDREN MAY TESTIFY IN CRIMINAL PROCEEDINGS, INCLUDING THE USE OF VIDEOTAPED DEPOSITIONS OR TESTIMONY BY CLOSED-CIRCUIT TELEVISION?	ONE HUNDRED SEVENTY FIVE THOUSAND, THREE HUNDRED FIVE	175,305
	NO VOTES IN WORDS	NO VOTES IN DIGITS
	FIFTY TWO THOUSAND, ONE HUNDRED FIFTY SEVEN	52,157

MUNICIPAL ELECTION
NOVEMBER 04, 2003
OFFICE OF THE COUNTY BOARD OF ELECTIONS
CERTIFICATION AFFIDAVIT

COMMONWEALTH OF PENNSYLVANIA
PHILADELPHIA COUNTY

COUNTY OF PHILADELPHIA) SS: PHILADELPHIA . PA DECEMBER 1 . 2003
WE HEREBY CERTIFY THAT THESE 21 PAGES ARE THE OFFICIAL RETURNS AS THEY APPEAR ON RECORD OF THE VOTES CAST AT
THE MUNICIPAL ELECTION HELD NOVEMBER 04, 2003.
IN WITNESS WHEREOF, WE HAVE HEREUNTO SET OUR HANDS AND SEAL OF OFFICE THIS 1ST DAY
OF DECEMBER . 2003.

257

[Handwritten signatures]
SEAL
COUNTY BOARD OF ELECTIONS
CLERK

SCHEDULE "A"
VOTER REGISTRATION

Table, detailing by ward, the comparative number of white, black and other gender, and the comparative number of electors enrolled by political party cast for candidates of the major political parties and the total votes cast for column includes votes cast for all candidates of minor political parties and the ward totals. The absentee and military totals for the entire City are

SCHEDULE "A"									
WA RD	REGISTRATION						REPUBLICAN	DEMOCRAT	LIBER TARIAN
	WHITE	BLACK	OTHER	MEN	WOMEN	GENDER UNKNOWN			
01	5,723	900	4,018	2,373	3,104	5,164	1,738	8,076	44
02	6,003	2,070	5,588	2,998	3,524	7,139	2,265	9,529	76
03	135	8,828	4,309	2,556	4,330	6,386	613	12,125	13
04	79	8,752	4,695	2,411	4,273	6,842	681	12,287	29
05	8,777	1,875	9,685	4,497	4,313	11,527	3,557	12,988	101
06	111	5,673	3,208	1,516	2,380	5,096	578	7,961	18
07	1,364	1,443	12,221	1,839	2,073	11,116	2,282	11,809	37
08	10,355	1,149	10,190	4,424	6,142	11,128	4,050	13,733	121
09	5,221	1,653	4,819	2,769	3,931	4,993	2,144	8,284	28
10	196	11,588	5,297	3,583	5,762	7,736	666	15,737	20
11	111	6,804	3,671	1,884	2,038	5,864	649	9,517	11
12	825	8,894	5,903	2,747	4,232	8,643	934	13,799	32
13	364	8,698	4,800	2,482	4,015	7,365	715	12,542	16
14	250	3,239	2,387	971	1,386	3,519	412	5,170	11
15	5,077	2,044	5,043	2,545	3,302	6,317	1,590	8,927	51
16	62	6,352	3,228	1,684	2,586	5,372	530	8,747	15
17	307	10,057	5,396	3,083	4,980	7,697	726	14,389	26
18	3,502	774	5,313	2,004	2,285	5,300	1,922	6,963	36
19	534	1,311	9,815	1,611	1,812	8,237	1,162	9,849	28
20	174	2,833	2,723	920	1,448	3,362	432	4,881	12
21	16,158	1,649	9,477	6,519	8,506	12,259	8,454	15,751	116
22	2,089	8,153	6,055	3,490	5,474	7,333	955	14,187	32
23	3,822	3,407	6,316	2,409	3,147	7,989	2,739	9,968	42
24	875	4,595	3,343	1,695	2,393	4,725	768	7,113	38
25	5,767	925	4,864	2,225	2,803	6,528	3,805	7,107	36
26	8,336	309	3,578	3,312	4,051	4,860	3,520	8,175	22
27	2,041	2,585	6,706	2,199	2,574	6,559	1,679	6,995	67
28	58	6,762	3,487	1,905	2,764	5,638	528	9,411	19
29	241	5,306	3,002	1,590	2,126	4,833	532	7,621	14
30	1,935	3,538	3,893	1,949	2,234	5,183	853	7,379	43
31	5,025	304	3,924	1,841	2,162	5,250	3,319	5,450	28
32	154	9,675	6,162	2,567	3,905	9,519	1,060	14,271	24
33	3,699	1,507	7,894	2,017	2,570	8,513	2,871	9,478	33
34	3,077	11,425	8,175	4,360	7,049	11,268	1,869	19,574	43
35	6,793	2,435	6,810	3,305	4,636	8,097	4,744	10,203	60
36	1,923	11,078	7,453	3,795	5,611	11,048	1,501	18,073	26
37	231	5,540	6,023	1,938	2,502	7,354	915	10,309	22
38	2,534	5,326	4,088	2,363	3,635	5,950	1,305	9,770	27
39	15,224	1,687	8,641	5,902	7,540	12,110	4,317	20,174	50
40	5,267	11,457	9,148	4,590	6,731	14,551	3,385	21,104	58
41	8,190	494	4,879	2,945	3,717	6,901	3,717	9,174	41
42	2,097	3,576	9,603	2,306	3,106	9,864	2,086	12,060	49
43	560	5,176	9,406	2,316	3,079	9,747	1,631	12,583	34
44	127	6,109	3,346	1,720	2,794	5,068	629	8,531	24
45	7,487	597	5,476	2,775	3,525	7,260	5,375	7,573	30
46	1,437	6,814	5,421	2,574	3,834	7,264	823	11,552	48
47	103	3,532	2,244	984	1,206	3,689	463	5,134	12
48	2,762	4,391	4,145	2,080	3,064	6,154	1,588	9,158	19
49	655	8,453	6,381	2,740	4,188	8,561	1,016	13,549	33
50	378	12,408	6,103	4,235	6,638	8,016	736	17,306	21
51	246	9,600	5,187	2,662	4,395	7,976	766	13,556	33
52	2,377	8,748	6,384	3,482	5,904	8,123	1,513	14,748	21
53	5,937	1,076	5,052	2,725	3,617	5,723	3,115	8,234	42
54	5,236	838	4,056	2,324	3,134	4,672	1,859	7,631	23
55	10,320	223	6,748	3,770	4,578	8,943	8,594	8,039	29
56	13,531	681	7,961	5,341	7,140	9,692	5,672	15,049	77
57	9,986	778	5,749	4,061	5,020	7,432	5,821	9,720	59
58	17,495	712	10,281	6,796	8,330	13,362	10,182	16,296	90
59	1,076	8,133	5,874	2,704	4,331	8,048	868	13,266	37
60	168	7,795	4,392	2,345	3,704	6,306	667	11,118	11
61	2,286	5,462	7,038	2,716	4,043	8,027	1,791	11,941	35
62	6,868	1,862	6,908	3,265	4,269	8,104	3,564	11,369	32
63	9,370	219	5,611	3,901	4,975	6,324	7,234	7,155	43
64	6,413	211	4,702	2,386	3,085	5,855	6,016	4,834	19
65	8,687	1,084	5,120	3,363	4,489	7,039	4,442	9,640	50
66	18,077	856	8,892	6,934	8,232	12,659	12,407	13,741	96
TOTAL									
	276,288	292,428	388,307	192,318	265,526	499,179	169,340	722,383	2,533

OF THE CITY COMMISSIONER

SCHEDULE "A"
VOTE -- FALL 2003

registered electors; comparative number of men, women, and unknown affiliation as of November 4, 2003. The table also details the number of votes the Mayor in the November 4, 2003 General Election. The Total Votes Cast independent candidates Absentee and military votes are not included in listed at the bottom of the table and are included in the city-wide totals.

REGISTRATION - POLITICAL PARTY					REP. KATZ	DEM. STREET	ALL OTHERS	VOTES CAST MAYOR	WARD
GREEN	CONSTITUTIONAL	NON PARTISAN	OTIIEER	TOTAL					
33	13	651	86	10,641	3,087	1,775	26	4,888	01
59	12	1,560	160	13,661	4,115	2,983	69	7,167	02
0	15	452	54	13,272	213	6,563	14	6,790	03
2	14	439	74	13,526	153	6,435	10	6,590	04
131	20	3,281	259	20,337	5,638	2,961	71	8,670	05
6	9	360	60	8,992	119	3,636	2	3,757	06
10	20	797	73	15,028	600	3,785	5	4,390	07
94	11	3,444	241	21,694	6,519	3,308	64	9,891	08
38	9	1,099	91	11,693	3,612	3,118	49	6,779	09
5	20	562	71	17,081	274	9,323	17	9,614	10
2	8	340	59	10,586	133	4,626	2	4,761	11
14	15	725	103	15,622	471	6,150	35	6,656	12
4	15	500	70	13,862	317	6,280	9	6,606	13
13	7	223	40	5,876	102	2,116	5	2,223	14
56	12	1,416	112	12,164	3,501	2,569	39	6,109	15
5	9	293	43	9,642	84	3,954	4	4,042	16
9	9	525	76	15,760	237	8,017	5	8,259	17
28	19	549	72	9,589	2,039	1,954	22	4,015	18
5	14	562	40	11,660	260	3,602	7	3,869	19
11	6	347	41	5,730	70	2,044	3	2,117	20
58	17	2,691	197	27,284	10,444	3,728	72	14,244	21
35	9	967	112	16,297	1,456	7,649	56	9,161	22
13	29	680	74	13,545	2,250	3,150	20	5,420	23
34	12	789	59	8,813	392	3,155	15	3,562	24
11	16	513	68	11,556	3,541	1,400	9	4,950	25
8	7	445	46	12,223	5,769	974	15	6,758	26
78	16	2,342	155	11,332	870	1,930	40	2,840	27
1	21	278	49	10,307	84	4,433	4	4,521	28
8	11	320	43	8,549	177	3,388	5	3,570	29
57	5	947	82	9,366	1,306	3,040	24	4,370	30
9	6	398	43	9,253	3,008	1,035	17	4,060	31
3	10	545	78	15,991	173	6,175	6	6,354	32
13	30	615	60	13,100	2,060	2,485	16	4,561	33
13	22	1,033	123	22,677	1,628	10,143	24	11,795	34
9	14	925	83	16,038	4,630	3,015	20	7,673	35
10	24	706	114	20,454	1,136	7,764	16	8,916	36
8	11	454	75	11,794	134	4,277	9	4,420	37
21	15	731	79	11,948	1,734	4,289	18	6,041	38
16	21	853	121	25,552	8,360	4,155	28	12,543	39
14	31	1,146	134	25,872	2,352	8,346	27	10,725	40
6	25	546	54	13,563	5,177	1,351	23	6,551	41
14	30	957	80	15,276	1,222	4,342	10	5,574	42
11	32	783	68	15,142	285	5,051	10	5,346	43
3	9	338	48	9,582	137	4,297	6	4,440	44
12	12	502	56	13,560	5,175	1,060	20	6,255	45
92	19	1,044	94	13,672	820	5,678	63	6,561	46
6	12	207	45	5,879	79	1,815	5	1,899	47
7	15	431	80	11,298	1,680	3,162	11	4,853	48
14	23	757	97	15,489	429	6,625	18	7,072	49
10	16	720	80	18,889	476	10,526	15	11,017	50
15	24	554	85	15,033	188	6,779	12	6,979	51
12	19	1,090	106	17,509	1,187	7,685	26	8,898	52
7	15	601	51	12,065	4,215	1,878	20	6,113	53
14	14	551	38	10,130	3,273	1,471	14	4,758	54
11	9	550	59	17,291	8,555	1,193	26	9,774	55
16	22	1,231	106	22,173	9,790	2,185	30	12,005	56
17	14	816	66	16,513	7,596	1,580	21	9,197	57
17	25	1,737	141	28,488	12,932	2,429	33	15,394	58
14	12	791	95	15,083	576	6,372	31	6,979	59
6	13	465	75	12,355	166	5,732	7	5,905	60
13	25	893	88	14,786	1,571	5,338	19	6,928	61
7	24	572	70	15,638	4,258	2,622	25	6,905	62
12	13	673	70	15,200	7,890	1,255	26	9,171	63
4	5	410	38	11,326	5,462	832	12	6,306	64
10	22	650	77	14,891	5,969	1,718	24	7,711	65
20	25	1,412	124	27,825	13,456	2,158	34	15,648	66
				Absentee and Military	3,737	2,412	16	6,165	
1,314	1,058	54,784	5,611	957,023	189,357	267,276	1456	450,089	

NINETY-EIGHT ANNUAL REPORT OF THE CITY COMMISSIONERS

COMPARATIVE TABLES

Covering 1,681 election divisions of the sixty-six wards in Philadelphia
 Tables, detailing by Ward and Division, the comparative number of white, black, and other registered electors; comparative number of men, women, and unknown gender; and the comparative number of electors by political party affiliation as of November 4, 2003. The table also details the number of votes cast for each candidate of the major political parties, total votes cast for all other candidates, and the total votes cast for the Office of Mayor in the November 4, 2003 General Election as computed by the County Board of Elections. The votes cast for all independent candidates and candidates of minor political parties are included in the Other column. Absentee and military votes are not included in each division total. All absentee votes cast in the entire ward are listed at the bottom of the table and are included in the ward total.

FIRST WARD

DIV	REGISTRATION - RACE			REGISTRATION - GENDER			REGISTRATION - POLITICAL PARTY - AFFILIATION					OFFICIAL VOTE: MAYOR			DIV				
	WHITE	BLACK	OTHER	MEN	WOMEN	UNKNOWN	REPUBLICAN	DEMOCRAT	LIBERARIAN	GREEN	CONSTITUTIONAL	NON PARTISAN	TOTAL	REP. KATZ		DEM. STREET	ALL OTHERS	TOTAL VOTES CAST-MAYOR	
01	234	5	181	107	122	191	64	321	0	3	0	26	6	143	53	1	197	01	
02	365	2	160	143	163	221	121	369	2	2	0	30	5	527	201	2	244	02	
03	376	0	202	146	190	242	124	403	2	3	0	42	4	578	232	88	1	321	03
04	402	4	197	126	224	253	131	435	0	3	1	28	5	603	259	44	0	303	04
05	162	51	165	72	112	184	50	307	2	0	0	17	2	378	108	62	0	170	05
06	142	107	230	90	128	261	69	374	2	1	0	29	4	479	59	102	0	161	06
07	100	114	268	90	122	270	45	401	3	3	1	27	2	482	37	165	0	202	07
08	273	29	210	109	144	259	93	381	0	2	1	27	8	512	157	42	0	199	08
09	343	13	182	123	160	255	82	427	2	3	1	23	0	538	182	72	1	255	09
10	293	16	215	104	141	279	71	401	3	3	4	39	3	524	111	88	6	205	10
11	407	9	170	131	179	276	96	444	1	3	1	36	5	444	49	98	2	289	11
12	132	93	219	96	109	239	83	317	2	0	1	27	2	507	53	128	0	149	12
13	121	147	239	108	130	269	48	429	1	0	0	27	2	507	53	128	0	181	13
14	142	103	214	81	100	278	97	320	2	1	1	34	4	459	59	109	0	168	14
15	293	114	219	146	171	309	104	450	8	0	0	55	9	626	178	114	3	295	15
16	202	32	143	79	115	183	35	313	2	3	0	24	0	377	94	74	0	168	16
17	260	27	111	103	105	190	59	311	1	1	0	21	5	398	150	51	0	201	17
18	411	5	166	137	155	290	127	417	4	1	0	25	8	582	162	125	5	282	18
19	323	3	153	106	132	241	92	384	4	0	0	27	2	479	205	77	1	283	19
20	382	21	164	152	229	306	45	491	2	2	1	42	4	587	213	77	2	332	20
21	360	5	190	124	173	256	102	411	1	1	1	34	5	585	169	122	0	313	21
Total	5,723	900	4,018	2,373	3,104	5,164	1,738	8,076	44	33	13	651	86	10,641	3,160	1,862	26	5,048	
													Absentee and Military						
													73	87	0				

SECOND WARD

DIV	REGISTRATION: RACE			REGISTRATION: GENDER			REGISTRATION - POLITICAL PARTY AFFILIATION					REGISTRATION - POLITICAL PARTY AFFILIATION			OFFICIAL VOTE: MAYOR			DIV		
	WHITE	BLACK	OTHER	MEN	WOMEN	UNKNOWN	REPUBLICAN	DEMOCRAT	LIBERARIAN	GREEN	CONSTITUTIONAL	NON PARTISAN	OTHER	TOTAL	REP. KATZ	DEM. STREET	ALL OTHERS		TOTAL VOTES CAST-MAYOR	
01	372	18	216	159	163	284	143	372	2	2	1	76	8	606	236	113	4	353	01	
02	146	116	153	104	139	187	88	279	3	3	1	45	1	420	91	116	3	210	02	
03	216	65	141	74	138	210	84	307	2	0	0	27	2	422	111	73	0	184	03	
04	538	5	209	118	134	300	89	423	4	3	0	29	4	552	170	71	3	244	04	
05	260	9	178	104	109	234	87	294	1	2	1	52	11	447	168	63	2	233	05	
06	285	8	226	132	148	240	76	403	4	1	1	30	5	520	185	89	4	278	06	
07	308	66	235	142	165	302	110	445	4	4	1	41	4	609	191	81	2	274	07	
08	130	81	170	85	88	208	78	266	1	0	1	28	7	381	69	94	3	166	08	
09	49	191	153	91	116	186	57	298	2	1	0	32	3	393	29	162	2	193	09	
10	269	20	239	131	157	240	96	362	8	3	0	54	5	528	179	89	9	277	10	
11	239	15	253	111	158	238	105	320	1	2	2	71	6	507	192	78	3	273	11	
12	206	74	245	113	137	275	69	389	1	0	1	61	4	525	156	133	1	290	12	
13	34	141	88	40	72	151	18	222	0	0	1	17	5	263	16	114	0	130	13	
14	123	263	224	120	170	320	54	511	2	1	0	36	6	610	88	226	0	314	14	
15	289	185	321	136	201	458	116	571	4	5	1	90	8	795	214	168	2	384	15	
16	249	65	258	131	151	290	90	381	0	7	0	90	4	572	149	137	3	289	16	
17	283	5	171	113	138	208	99	297	1	4	0	53	5	459	193	74	4	271	17	
18	162	119	209	114	125	251	70	353	4	5	1	53	4	480	105	132	1	238	18	
19	9	80	53	24	50	68	4	118	1	0	15	3	3	142	1	42	0	43	19	
20	32	259	207	95	94	309	43	413	3	1	0	32	6	498	19	157	0	176	20	
21	226	102	247	113	148	314	69	416	6	3	0	32	6	498	19	157	0	176	21	
22	309	39	235	142	153	308	103	379	2	9	0	66	15	575	180	105	7	332	22	
23	271	16	212	120	103	216	101	345	4	9	1	65	15	498	197	70	2	269	23	
24	283	96	231	129	136	246	116	405	2	3	0	117	17	650	163	113	4	280	24	
25	301	77	210	114	136	246	116	405	2	3	0	180	7	934	309	133	3	445	25	
26	406	21	234	141	155	385	148	404	8	0	0	93	7	661	294	78	2	374	26	
27																				27
Total	6,003	2,070	5,568	2,988	3,524	7,139	2,265	9,529	76	99	12	1,560	160	13,661	4,222	3,031	69	7,322		

THIRD WARD

DIV	REGISTRATION: RACE			REGISTRATION: GENDER			REGISTRATION - POLITICAL PARTY AFFILIATION							OFFICIAL VOTE: MAYOR				DIV	
	WHITE	BLACK	OTHER	MEN	WOMEN	UNKNOWN	REPUBLICAN	DEMOCRAT	LIBERARIAN	GREEN	CONSTITUTIONAL	NON PARTISAN	OTHER	TOTAL	REP. KATZ	DEM. STREET	ALL OTHERS		TOTAL VOTES CAST-MAYOR
01	3	353	217	109	155	309	18	528	1	0	0	19	7	573	8	271	0	279	01
02	2	462	216	108	211	363	33	614	1	0	2	30	2	682	16	279	1	286	02
03	6	493	229	126	243	399	26	679	0	0	1	21	1	728	5	366	1	372	03
04	21	446	303	127	121	248	33	584	2	0	0	27	0	672	19	323	0	342	04
05	5	316	155	116	190	253	35	369	1	0	0	15	1	493	6	263	1	512	05
06	7	373	178	115	173	260	22	489	0	0	0	17	1	548	10	275	0	285	06
07	9	363	178	127	210	239	34	494	1	0	0	18	1	576	14	264	1	279	07
08	2	399	175	127	210	239	26	524	1	0	1	18	3	657	21	358	0	379	08
09	12	424	221	138	229	290	26	608	0	0	3	22	0	657	21	358	0	379	09
10	8	378	211	119	187	291	29	540	1	0	3	22	3	597	5	291	2	298	10
11	6	390	183	128	214	237	27	527	0	0	1	18	7	579	16	317	0	333	11
12	4	427	177	129	213	266	33	555	0	0	1	16	3	608	4	322	1	327	12
13	6	385	197	109	192	287	27	536	0	0	1	23	1	588	10	276	0	286	13
14	4	418	237	102	218	339	31	604	0	0	1	20	3	659	6	321	1	328	14
15	3	363	204	120	188	262	24	516	0	0	1	25	4	570	8	313	2	323	15
16	4	447	183	133	227	274	20	590	1	0	1	21	1	634	9	339	0	348	16
17	10	394	162	124	203	239	19	525	0	0	0	18	3	566	11	294	1	306	17
18	9	432	192	116	218	299	23	586	0	0	0	20	4	633	9	310	0	319	18
19	1	472	200	129	225	319	26	626	1	0	0	16	4	673	10	357	2	369	19
20	7	352	162	92	145	284	33	467	1	0	0	17	3	521	7	251	0	258	20
21	4	323	137	89	129	246	19	420	1	0	2	20	2	464	8	200	0	208	21
22	2	358	162	86	165	271	27	477	0	0	0	17	1	522	5	267	0	272	22
Total	135	8,828	4,309	2,556	4,330	6,386	613	12,125	13	0	15	452	54	13,272	217	6,610	14	6,841	

FOURTH WARD

DIV	REGISTRATION: RACE		REGISTRATION: GENDER			REGISTRATION - POLITICAL PARTY AFFILIATION				OFFICIAL VOTE: MAYOR				DIV												
	WHITE	BLACK	OTHER	MEN	WOMEN	UNKNOWN	REPUBLICAN	DEMOCRAT	LIBERTARIAN	GREEN	CONSTITUTIONAL	NON PARTISAN	OTHER		TOTAL	REP KATZ	DEM STREET	ALL OTHERS	TOTAL VOTES CAST-MAYOR							
01	2	377	219	103	196	299	31	546	2	0	2	15	2	588	4	280	3	287								
02	2	479	250	127	210	384	20	679	1	0	2	17	1	736	7	332	0	746								
03	4	465	267	134	225	377	31	673	1	0	1	26	1	736	9	357	0	746								
04	5	325	198	104	171	253	14	497	1	0	1	13	2	528	1	260	0	261								
05	1	415	259	120	209	347	39	607	2	0	1	27	0	676	7	336	0	343								
06	4	457	232	143	219	331	28	626	3	0	1	28	7	693	8	356	0	364								
07	2	471	252	111	219	395	36	666	3	0	1	18	7	725	8	304	0	312								
08	6	513	261	107	239	434	39	709	3	0	0	24	5	780	7	348	0	355								
09	4	368	193	106	201	258	31	504	1	1	1	21	6	565	5	291	0	296								
10	3	432	238	130	232	311	38	611	0	0	0	20	4	673	7	310	1	318								
11	3	442	236	144	207	330	36	608	2	1	1	26	7	661	5	333	0	338								
12	3	368	229	106	172	322	35	543	1	0	0	19	2	600	6	258	0	264								
13	5	502	268	138	285	372	38	707	2	0	1	19	8	775	8	330	0	338								
14	3	401	222	100	178	348	43	559	2	0	0	19	3	626	11	274	0	283								
15	2	368	227	98	181	318	45	523	1	0	0	22	6	597	11	272	0	283								
16	5	399	209	118	195	300	33	554	0	0	0	21	5	613	7	285	2	264								
17	7	404	194	113	200	292	33	547	2	0	0	22	1	605	6	326	0	332								
18	5	448	234	128	226	333	29	624	1	0	0	27	6	687	12	348	1	361								
19	4	353	173	84	143	303	18	483	0	0	1	18	0	530	7	235	1	243								
20	3	376	191	77	173	320	35	507	1	0	1	23	3	570	6	316	2	324								
21	6	388	143	120	212	205	20	504	0	0	0	11	2	537	11	307	0	318								
Total	79	8,752	4,695	2,411	4,273	6,842	681	12,267	28	2	14	439	74	13,526	154	6,505	10	6,869								
													Absentee and Military													

FIFTH WARD

DIV	REGISTRATION: RACE			REGISTRATION: GENDER			REGISTRATION - POLITICAL PARTY AFFILIATION				OFFICIAL VOTE: MAYOR				DIV			
	WHITE	BLACK	OTHER	MEN	WOMEN	UNKNOWN	REPUBLICAN	DEMOCRAT	LIBER TARIAN	GREEN	CONSTITUTIONAL	NON PARTISAN	OTHER	TOTAL		REP. KATZ	DEM. STREET	ALL OTHERS
01	533	29	472	234	273	527	259	608	8	2	2	148	9	1,034	366	103	1	470
02	440	18	268	163	170	393	167	445	0	0	0	112	2	728	318	69	0	387
03	363	9	278	175	233	242	147	433	2	1	0	61	6	650	294	106	1	401
04	468	35	401	212	201	491	150	572	4	12	0	154	12	904	360	120	1	481
05	436	21	394	194	214	443	143	555	1	3	0	128	20	851	301	109	4	414
06	409	27	413	167	161	521	128	528	7	7	0	167	14	849	231	123	3	337
07	314	26	345	167	138	380	100	436	4	6	2	125	12	685	196	110	5	311
08	432	36	400	205	164	501	140	547	4	6	0	155	18	870	237	113	5	445
09	595	164	693	325	280	637	206	905	11	16	0	297	15	1,122	424	175	0	459
10	132	5	147	87	95	174	82	192	1	1	0	195	15	376	162	127	3	312
11	356	87	533	169	174	606	157	627	7	0	0	162	10	886	186	132	4	322
12	313	476	1,264	402	203	1,448	180	527	7	0	6	275	21	2,053	213	199	2	414
13	257	43	346	177	114	385	43	466	12	12	1	138	3	646	174	99	4	277
14	147	55	205	109	87	211	85	288	2	4	1	55	5	407	101	108	2	211
15	956	208	973	405	403	1,329	372	1,335	7	9	4	383	27	2,137	498	266	10	774
16	612	17	424	248	148	336	85	429	1	3	0	100	7	626	130	161	4	295
17	213	107	306	142	148	259	254	630	3	3	1	153	9	1,053	421	86	1	508
18	612	17	424	248	148	336	85	429	1	3	0	100	7	626	130	161	4	295
19	606	20	415	255	303	483	218	648	2	2	0	156	15	1,041	485	124	0	609
20	119	75	174	90	68	190	49	273	1	5	0	37	3	368	70	105	0	175
21	292	54	258	144	120	340	95	391	3	12	1	92	10	604	146	97	11	254
22	248	54	240	111	154	277	65	383	4	8	1	72	9	542	156	128	3	287
23	147	214	302	131	178	354	58	501	5	13	0	75	11	663	98	232	3	333
Total	8,777	1,875	9,685	4,497	4,313	11,527	3,557	12,988	101	131	20	3,281	259	20,337	5,777	3,009	71	8,857

SIXTH WARD

DIV	REGISTRATION: RACE			REGISTRATION: GENDER			REGISTRATION - POLITICAL PARTY AFFILIATION							OFFICIAL VOTE: MAYOR			DIV		
	WHITE	BLACK	OTHER	MEN	WOMEN	UNKNOWN	REPUBLICAN	DEMOCRAT	LIBERARIAN	GREEN	CONSTITUTIONAL	NON PARTISAN	OTHER	TOTAL	REP. KATZ	DEM. STREET		ALL OTHERS	TOTAL VOTES CAST-MAYOR
01	21	388	248	121	152	384	35	568	0	4	1	42	7	687	15	237	0	252	01
02	5	80	31	19	36	64	12	106	0	0	0	0	2	121	1	21	0	22	02
03	12	390	221	106	182	355	47	531	1	0	0	37	7	623	11	262	0	283	03
04	1	408	252	66	154	441	39	592	3	1	1	21	4	661	3	288	1	282	04
05	9	285	159	95	124	235	49	385	1	0	0	13	5	454	6	178	0	184	05
06	0	270	153	83	147	193	16	389	1	0	1	15	1	423	4	244	0	248	06
07	6	289	166	82	115	264	28	412	0	0	1	15	5	461	7	156	0	163	07
08	4	231	145	58	120	202	20	340	0	1	0	19	0	380	3	173	0	176	08
09	5	292	153	69	119	282	40	393	2	0	1	14	0	450	8	172	0	180	09
10	3	250	138	69	106	216	19	353	1	0	1	15	2	391	2	168	1	171	10
11	12	526	284	146	182	484	48	740	1	0	0	29	4	822	5	317	0	322	11
12	0	232	105	51	106	180	21	297	1	0	0	16	2	337	7	127	0	134	12
13	1	336	144	83	143	245	23	439	0	0	1	15	3	481	2	218	0	220	13
14	9	320	193	89	112	321	33	462	1	0	0	25	1	522	9	196	0	205	14
15	5	362	208	79	151	345	38	500	1	0	0	29	7	575	7	200	0	207	15
16	3	286	142	71	131	229	35	383	0	0	1	11	2	431	8	168	0	176	16
17	6	370	206	117	163	302	29	517	3	0	2	25	6	582	13	255	0	288	17
18	9	354	258	102	155	384	46	553	2	0	0	17	3	621	8	286	0	274	18
Total	111	5,673	3,208	1,516	2,380	5,086	578	7,961	18	6	9	360	60	8,992	119	3,658	2	3,780	

SEVENTH WARD

DIV	REGISTRATION: RACE			REGISTRATION: GENDER			REGISTRATION - POLITICAL PARTY AFFILIATION				REGISTRATION - POLITICAL PARTY AFFILIATION			OFFICIAL VOTE: MAYOR			DIV	
	WHITE	BLACK	OTHER	MEN	WOMEN	UNKNOWN	REPUBLICAN	DEMOCRAT	LIBER TARIAN	GREEN	CONSTITUTIONAL	NON PARTISAN	OTHER	TOTAL	REP. KATZ	DEM. STREET		ALL OTHERS
01	20	41	576	82	91	464	74	525	3	0	0	30	5	637	24	191	0	215
02	18	19	600	74	83	480	108	483	1	1	1	42	1	637	15	138	0	153
03	16	14	471	40	47	414	69	388	3	2	1	34	6	501	6	125	0	131
04	44	30	624	52	100	506	111	532	0	0	0	52	3	688	24	190	0	214
05	75	79	807	121	157	663	127	791	2	0	2	31	8	951	24	286	1	321
06	76	24	576	102	128	594	106	674	4	0	0	35	4	825	34	211	0	245
07	35	34	436	73	96	439	74	463	1	1	0	11	2	602	14	167	0	181
08	35	104	476	85	82	439	67	436	3	0	0	20	4	607	23	98	0	115
09	39	74	294	52	72	283	47	326	1	0	0	47	5	799	47	159	0	207
10	156	172	471	123	87	568	120	654	1	0	2	43	3	785	25	219	0	244
11	81	74	630	99	108	578	85	651	3	0	0	43	6	844	32	223	0	255
12	76	70	698	106	123	615	134	659	2	0	1	42	4	844	46	100	0	255
13	68	47	505	63	74	483	131	449	3	1	1	31	2	664	24	185	0	209
14	55	57	552	82	99	483	86	542	0	0	2	19	2	607	10	128	1	139
15	24	37	346	69	54	284	51	333	0	0	2	23	3	536	32	134	0	166
16	81	78	377	49	76	411	124	363	1	1	1	39	2	717	20	197	0	217
17	38	54	625	86	78	563	90	563	1	1	0	32	0	805	9	181	1	191
18	45	73	667	93	103	609	116	654	2	1	0	31	3	678	36	142	0	178
19	59	52	567	85	101	492	154	489	1	0	0	28	2	485	29	138	0	167
20	69	44	372	52	58	375	90	364	0	1	0	35	2	622	35	154	0	189
21	66	99	457	69	84	469	101	480	1	0	3	35	2	611	46	130	1	177
22	100	70	441	71	79	461	121	448	2	1	2	36	2	572	33	117	0	150
23	89	50	433	76	84	412	99	433	1	0	1	36	2	611	11	14	0	25
Total	1,364	1,443	12,221	1,839	2,073	11,116	2,282	11,809	37	10	20	797	73	15,028	611	3,799	5	4,415

Absentee and Military

EIGHTH WARD

DIV	REGISTRATION: RACE			REGISTRATION: GENDER		REGISTRATION - POLITICAL PARTY AFFILIATION						OFFICIAL VOTE: MAYOR			DIV			
	WHITE	BLACK	OTHER	MEN	WOMEN	UNKNOW	DEMOCRAT	REPUBLICAN	LIBER TARIAN	GREEN	CONSTITU TIONAL	NON PARTISAN	OTHER	TOTAL		REP. KATZ	DEM. STREET	ALL OTHERS
01	336	11	342	174	186	329	86	455	7	3	0	126	10	689	238	125	1	364
02	404	14	312	201	193	356	119	489	5	5	0	103	9	730	289	123	1	413
03	426	28	459	206	182	317	131	609	4	5	0	157	9	915	301	136	1	438
04	284	16	246	137	136	281	125	367	6	7	0	141	11	660	466	128	7	403
05	282	26	346	137	136	281	132	409	4	0	0	119	5	660	316	67	0	339
06	280	122	255	131	271	255	81	409	4	0	0	119	5	660	316	67	0	339
07	280	122	255	131	271	255	81	409	4	0	0	119	5	660	316	67	0	339
08	479	10	481	228	308	434	203	595	3	2	0	160	7	970	339	108	5	452
09	426	15	399	172	196	474	147	508	3	11	0	163	9	842	264	92	3	359
10	358	15	380	147	239	367	167	483	1	0	0	94	8	753	272	101	1	374
11	320	15	328	111	204	348	153	363	3	3	0	119	9	663	152	50	0	202
12	356	32	433	171	195	455	158	467	7	4	0	169	16	821	237	111	5	353
13	276	10	284	113	159	298	94	355	4	0	0	110	6	570	171	86	2	259
14	388	35	450	195	171	507	136	522	8	5	0	186	16	873	212	98	5	315
15	225	75	346	128	132	386	143	368	6	2	0	123	4	646	130	99	1	230
16	392	12	224	120	326	182	113	483	0	1	0	25	6	628	274	158	1	433
17	402	35	410	136	220	491	220	428	7	7	0	174	11	847	250	90	1	341
18	334	16	196	116	258	172	85	418	2	2	0	38	1	546	213	125	3	341
19	519	93	583	271	347	577	206	618	5	3	0	145	18	1,195	383	223	7	613
20	331	22	290	112	161	370	175	346	2	0	0	116	4	643	159	69	0	228
21	364	12	227	142	233	228	147	387	1	0	0	62	6	603	309	85	0	394
22	185	23	162	63	100	207	85	214	1	1	0	65	4	370	71	45	0	116
23	233	28	205	81	118	267	100	251	6	4	0	102	3	486	92	53	2	147
24	293	61	301	137	149	389	135	386	4	3	0	113	13	655	190	103	2	235
25	362	176	372	128	216	436	169	499	3	2	0	134	16	890	185	145	1	301
26	190	174	447	123	149	532	176	410	6	3	0	163	19	768	196	119	0	210
27	380	31	447	132	161	507	106	422	5	3	0	94	3	624	261	116	5	382
28	419	34	238	152	193	279	116	541	2	0	0	31	4	693	347	128	1	476
29	419	34	240	143	339	211	116	541	2	0	0	31	4	693	347	128	1	476
30	285	127	355	122	218	426	108	532	4	4	2	101	15	767	135	117	1	253
Total 10,355	1,149	10,190	4,424	6,142	11,128	4,050	13,733	121	94	11	3,444	241	21,694	6,703	3,391	64	10,158	

NINTH WARD

DIV	REGISTRATION: RACE			REGISTRATION: GENDER		REGISTRATION - POLITICAL PARTY AFFILIATION				OFFICIAL VOTE: MAYOR			TOTAL VOTES CAST-MAYOR	DIV					
	WHITE	BLACK	OTHER	MEN	WOMEN	UNKNOW	DEMOCRAT	LIBER TARIAN	GREEN	CONSTITU TIONAL	NON PARTISAN	OTHER			TOTAL	REP KATZ	DEM STREET	ALL OTHERS	
01	152	215	213	144	213	223	39	483	1	3	1	47	6	500	88	275	2	365	01
02	222	179	280	202	228	251	61	589	0	4	1	52	4	681	163	215	5	383	02
03	275	177	350	174	241	367	74	636	3	3	0	75	11	802	146	280	3	439	03
04	311	22	235	129	176	263	141	367	2	3	0	71	4	588	243	123	4	370	04
05	436	25	258	157	230	271	153	432	3	2	0	69	3	591	251	140	2	393	05
06	420	24	267	158	230	271	153	432	1	4	0	72	5	719	277	168	5	483	06
07	420	24	267	158	230	271	153	432	1	4	0	72	5	719	277	168	5	483	07
08	298	13	179	146	157	187	148	290	0	1	3	43	5	490	247	73	0	316	08
09	495	20	365	186	331	363	211	566	6	1	1	85	8	860	318	183	3	504	09
10	460	9	316	241	259	285	241	443	1	1	0	93	6	785	375	107	2	484	10
11	540	30	367	238	313	386	254	585	3	2	0	88	8	937	409	182	0	581	11
12	285	122	340	160	239	349	104	573	2	2	0	65	2	748	226	224	3	453	12
13	229	128	259	136	205	275	82	504	0	3	1	38	8	816	117	253	12	382	13
14	185	96	232	141	179	194	41	434	1	4	0	31	3	514	162	161	2	325	14
15	219	122	241	148	208	226	53	479	0	1	4	44	5	562	166	210	3	379	15
16	212	248	365	120	231	474	108	612	0	0	2	97	8	825	61	236	1	298	16
17	115	172	266	99	184	270	63	428	2	3	0	51	6	553	55	207	2	264	17
Total	5,221	1,653	4,819	2,769	3,931	4,993	2,144	8,284	28	38	9	1,099	81	11,693	3,705	3,165	49	6,919	

TENTH WARD

DIV	REGISTRATION: RACE			REGISTRATION: GENDER			REGISTRATION - POLITICAL PARTY AFFILIATION							OFFICIAL VOTE: MAYOR			TOTAL VOTES CAST-MAYOR	DIV	
	WHITE	BLACK	OTHER	MEN	WOMEN	UNKNOWN	DEMOCRAT	REPUBLICAN	LIBERARIAN	GREEN	CONSTITUTIONAL	NON PARTISAN	OTHER	TOTAL	REP. KATZ	DEM. STREET			ALL OTHERS
01	7	383	163	120	198	235	24	507	4	0	0	15	3	553	7	286	2	285	01
02	8	482	192	152	248	282	33	631	1	0	0	15	2	682	7	388	0	385	02
03	6	392	181	123	216	240	21	531	0	0	0	22	4	579	6	330	0	336	03
04	3	376	169	123	187	238	15	505	2	0	1	22	4	548	16	283	1	310	04
05	9	335	181	92	159	274	19	481	2	1	1	18	3	525	8	276	0	284	05
06	13	360	158	133	180	218	23	484	0	0	0	13	1	531	12	305	0	317	06
07	3	382	149	121	183	230	17	485	1	0	1	16	4	534	11	311	0	322	07
08	6	375	199	121	202	257	25	536	3	0	1	12	3	580	3	302	0	305	08
09	10	468	184	152	253	257	21	620	0	0	0	18	3	662	9	388	0	395	09
10	6	327	166	108	155	236	21	459	0	0	1	17	1	499	10	257	1	288	10
11	10	444	245	105	183	411	40	652	1	0	2	21	3	699	8	288	1	287	11
12	2	439	188	139	211	279	21	579	1	0	1	25	2	629	18	346	0	364	12
13	8	470	232	142	218	350	27	645	0	0	0	34	4	710	11	389	0	400	13
14	6	492	229	149	254	324	21	666	0	0	0	29	2	727	7	410	0	400	14
15	6	376	169	116	175	260	15	566	1	0	0	21	1	621	8	344	0	319	15
16	2	355	192	82	202	297	22	470	0	0	1	13	5	561	8	304	1	353	16
17	9	385	197	82	193	297	20	470	0	0	1	13	5	561	6	304	1	308	17
18	6	389	140	103	173	237	17	523	0	0	1	28	5	572	7	303	0	310	18
19	4	498	262	143	237	374	21	710	1	0	0	24	3	768	4	396	0	313	19
20	10	530	235	130	271	374	24	718	0	1	1	24	3	813	12	399	0	411	20
21	1	350	131	112	170	200	15	451	1	0	0	30	2	775	15	412	0	427	21
22	1	364	163	111	187	238	27	487	0	1	1	11	3	482	6	265	2	273	22
23	9	405	171	117	172	226	22	474	0	0	1	19	2	536	11	284	0	305	23
24	4	340	171	117	172	226	22	474	0	0	0	17	2	515	11	289	0	290	24
25	11	405	180	134	205	257	33	547	0	0	3	10	3	596	11	348	0	359	25
26	6	388	179	120	198	285	19	528	0	1	0	24	1	573	12	313	0	325	26
27	3	403	198	117	207	280	26	552	1	0	0	22	1	604	8	289	2	289	27
28	10	330	153	119	183	191	17	455	1	0	1	15	1	483	14	281	1	266	28
29	11	345	142	133	163	202	19	459	0	0	1	18	1	488	18	308	0	326	29
Total	186	11,588	5,297	3,563	5,762	7,736	668	15,737	20	5	20	562	71	17,081	279	9,389	18	9,666	

ELEVENTH WARD

DIV	REGISTRATION: RACE			REGISTRATION: GENDER			REGISTRATION - POLITICAL PARTY AFFILIATION				OFFICIAL VOTE: MAYOR				TOTAL VOTES CAST-MAYOR	DIV			
	WHITE	BLACK	OTHER	MEN	WOMEN	UNKNOWN	REPUBLICAN	DEMOCRAT	LIBERARIAN	GREEN	CONSTITUTIONAL	NON PARTISAN	OTHER	TOTAL			REP. KATZ	DEM. STREET	ALL OTHERS
01	1	282	143	83	111	242	30	391	1	0	1	10	3	436	4	176	0	180	01
02	2	389	515	167	188	247	35	561	1	0	0	16	3	616	7	284	0	301	02
03	3	354	512	116	156	247	25	501	0	0	0	12	4	510	4	253	0	267	03
04	4	220	112	70	72	136	26	296	0	1	0	18	3	335	10	186	0	146	04
05	5	308	217	87	130	315	33	477	1	0	0	10	5	456	13	177	0	181	05
06	6	298	159	78	120	258	35	406	0	0	0	17	3	519	6	250	0	256	06
07	7	352	163	90	152	277	26	473	0	0	0	13	5	624	8	303	0	311	07
08	8	406	210	107	186	321	42	563	1	0	0	22	1	631	5	288	0	293	08
09	9	383	235	95	149	387	23	563	1	0	0	14	4	624	5	288	0	293	09
10	10	276	178	61	109	289	31	409	1	0	0	14	4	459	7	173	0	180	10
11	11	353	210	92	175	305	53	495	1	0	0	17	6	572	12	271	1	284	11
12	12	279	162	88	113	249	22	405	0	0	0	19	4	450	9	180	0	189	12
13	13	468	259	111	190	429	53	651	0	1	2	20	3	730	7	295	0	302	13
14	14	294	133	86	122	222	26	382	0	0	0	22	3	430	5	200	0	205	14
15	15	19	246	141	73	239	26	353	0	0	0	18	2	406	7	145	0	152	15
16	16	362	154	102	179	238	22	477	0	0	0	10	0	519	7	240	0	247	16
17	17	2	294	157	80	113	27	415	0	0	1	10	0	453	6	209	0	215	17
18	18	1	347	182	100	136	41	465	1	0	0	22	1	530	6	230	0	236	18
19	19	2	419	223	126	167	32	578	2	0	0	31	1	644	6	287	0	293	19
20	20	8	456	207	130	167	23	630	1	0	0	14	3	671	4	326	0	330	20
Total	111	6,804	3,671	1,884	2,838	5,864	649	9,517	11	2	8	340	59	10,586	136	4,660	2	4,798	

TWELFTH WARD

DIV	REGISTRATION: RACE			REGISTRATION: GENDER			REGISTRATION - POLITICAL PARTY AFFILIATION										OFFICIAL VOTE: MAYOR			DIV	
	WHITE	BLACK	OTHER	MEN	WOMEN	UNKNOWN	LIBERARIAN	DEMOCRAT	REPUBLICAN	DEMOCRAT	TARIAN	GREEN	CONSTITUTIONAL	NON PARTISAN	OTHER	TOTAL	REP. KATZ	DEM. STREET	ALL OTHERS		TOTAL VOTES CAST-MAYOR
01	10	412	208	120	215	295	36	571	0	0	0	0	19	16	4	630	10	294	1	305	01
02	13	370	210	102	179	312	36	537	2	0	0	0	1	16	1	593	8	284	0	292	02
03	4	307	200	86	130	295	28	464	1	0	0	0	1	13	5	511	7	190	1	198	03
04	5	268	159	75	115	242	17	401	0	1	1	1	10	10	2	432	3	161	0	164	04
05	55	446	341	155	231	456	68	731	0	2	0	0	34	34	7	842	17	301	1	319	05
06	35	288	187	105	125	280	39	437	5	0	0	2	22	22	5	510	15	206	0	221	06
07	47	388	297	130	166	436	50	634	0	0	0	0	40	40	6	732	31	265	5	301	07
08	30	350	276	130	202	324	21	595	2	0	0	0	34	34	4	656	24	302	0	326	08
09	22	359	220	114	147	340	32	543	0	0	0	1	21	21	4	601	14	250	0	265	09
10	10	389	241	113	211	316	27	591	2	0	0	0	16	16	4	640	7	283	0	280	10
11	26	419	274	139	178	402	36	642	0	1	2	2	37	37	1	719	14	274	3	291	11
12	17	458	211	127	205	354	40	618	2	0	0	0	23	23	3	686	9	334	0	343	12
13	10	395	221	120	181	325	35	559	0	1	1	0	27	27	4	626	9	247	0	256	13
14	38	488	348	119	232	534	48	791	1	1	1	0	46	46	6	885	17	282	1	300	14
15	79	380	333	126	219	447	51	685	0	1	1	0	42	42	8	792	33	283	2	288	15
16	93	292	264	128	171	330	58	532	0	1	1	0	42	42	6	639	52	257	2	321	16
17	16	366	212	83	123	374	48	533	1	1	1	0	30	30	5	622	43	281	3	309	17
18	31	365	212	83	123	374	48	533	1	1	1	0	30	30	1	597	13	265	0	218	18
19	18	330	180	104	152	372	48	465	1	1	1	0	27	27	4	529	15	244	3	254	19
20	19	330	180	104	152	372	32	466	0	0	0	0	21	21	5	559	9	225	0	234	20
21	15	430	214	115	116	428	42	587	4	0	0	0	76	76	8	698	56	245	6	307	21
22	135	263	300	119	190	389	47	562	3	2	2	0	48	48	6	674	55	291	5	351	22
23	87	318	269	142	205	327	45	571	3	3	1	0	30	30	3	710	6	276	0	282	23
24	8	411	291	85	191	434	40	635	1	1	0	1	30	30	3	710	10	47	0	282	24
Total	825	8,894	5,903	2,747	4,232	8,643	934	13,799	32	14	14	15	725	103	15,622	481	6,197	35	5,713		

THIRTEENTH WARD

DIV	REGISTRATION: RACE			REGISTRATION: GENDER			REGISTRATION - POLITICAL PARTY AFFILIATION				OFFICIAL VOTE: MAYOR				DIV				
	WHITE	BLACK	OTHER	MEN	WOMEN	UNKNOWN	REPUBLICAN	DEMOCRAT	LIBERARIAN	GREEN	CONSTITUTIONAL	NON PARTISAN	OTHER	TOTAL		REP. KATZ	DEM. STREET	ALL OTHERS	TOTAL VOTES CAST-MAYOR
01	13	405	169	117	169	301	22	533	0	0	0	29	3	587	9	310	0	319	01
02	24	314	168	98	144	264	24	447	0	3	1	29	2	506	18	219	0	237	02
03	13	212	164	68	117	204	24	351	2	0	0	12	0	389	13	194	1	208	03
04	87	247	210	107	174	263	43	465	2	0	0	31	3	544	57	258	1	316	04
05	60	309	267	114	154	368	46	548	1	0	0	41	0	636	43	244	1	288	05
06	8	419	231	124	184	350	40	593	2	0	0	20	3	659	11	297	1	309	06
07	4	304	146	77	127	250	14	421	0	0	2	15	2	454	5	197	0	202	07
08	3	383	158	88	139	315	18	497	1	0	1	19	6	542	4	281	0	285	08
09	8	353	195	97	177	282	16	520	1	0	1	15	3	556	2	283	0	285	09
10	8	359	145	111	146	255	29	454	2	0	1	22	4	512	10	259	0	289	10
11	11	325	171	79	139	289	34	448	2	0	2	18	5	507	11	218	1	230	11
12	8	340	174	105	152	265	23	483	1	0	2	11	2	522	7	243	0	250	12
13	13	321	170	83	126	247	19	465	0	0	1	17	4	584	14	243	1	250	13
14	13	427	218	123	176	309	34	487	0	0	0	17	2	598	14	323	1	320	14
15	4	326	197	62	152	293	16	498	0	0	0	10	0	536	4	242	1	347	15
16	6	384	197	92	153	293	25	492	0	0	0	18	0	537	3	256	0	259	16
17	14	438	214	97	203	312	34	532	1	1	2	19	3	612	14	265	0	279	17
18	14	429	259	100	237	365	32	552	0	0	12	12	3	702	39	300	0	339	18
19	28	406	222	109	194	353	31	607	0	0	0	15	3	656	10	288	0	278	19
20	1	352	171	98	164	261	26	476	0	0	0	19	3	524	5	259	0	264	20
21	1	250	147	72	119	207	24	357	0	0	0	14	3	398	6	194	0	200	21
22	6	527	308	166	252	423	37	769	1	0	0	29	5	841	8	404	2	414	22
23	8	326	192	80	142	304	33	468	0	0	1	20	4	526	6	226	0	232	23
24	1	281	138	81	115	224	20	382	0	0	1	14	3	420	5	147	0	152	24
25	6	335	192	86	115	334	49	488	0	0	1	25	2	535	12	180	0	192	25
Total	364	8,698	4,800	2,482	4,015	7,365	715	12,542	16	4	15	500	70	13,862	318	6,329	9	6,656	

FOURTEENTH WARD

DIV	REGISTRATION: RACE			REGISTRATION: GENDER		REGISTRATION - POLITICAL PARTY AFFILIATION										OFFICIAL VOTE: MAYOR			DIV	
	WHITE	BLACK	OTHER	MEN	WOMEN UNKNOWN	DEMOCRAT	REPUBLICAN	LIBER TARIAN	GREEN	CONSTITUTIONAL	NON PARTISAN	OTHER	TOTAL	REP. KATZ	DEM. STREET	ALL OTHERS	TOTAL VOTES CAST-MAYOR			
01	67	187	255	102	97	310	49	401	4	7	0	41	7	509	26	161	1	188	01	
02	4	456	226	107	215	364	26	627	2	0	1	21	9	686	6	331	1	338	02	
03	13	320	193	98	150	278	24	485	3	0	0	11	3	526	6	233	1	240	03	
04	33	776	541	219	199	932	96	1,173	1	3	2	63	12	1,350	14	391	0	405	04	
05	10	158	119	41	78	168	14	269	0	0	0	3	1	287	5	93	0	98	05	
06	1	212	137	44	94	212	19	319	0	0	0	11	1	350	4	146	0	150	06	
07	24	233	213	71	99	300	46	387	0	0	2	21	4	470	6	118	0	124	07	
08	0	59	36	17	28	50	4	86	0	0	1	4	0	95	1	73	0	18	08	
09	56	129	198	83	88	212	56	318	0	0	0	8	1	383	11	73	1	85	09	
10	38	421	295	119	187	448	50	668	0	3	0	31	2	754	19	289	1	309	10	
11	4	288	174	70	151	245	28	427	1	0	1	9	0	486	4	264	0	268	11	
Total	250	3,239	2,387	971	1,386	3,518	412	5,170	11	13	7	223	40	5,876	105	2,162	5	2,262		
													Absentee and Military							

FIFTEENTH WARD

DIV	REGISTRATION: RACE			REGISTRATION: GENDER		REGISTRATION - POLITICAL PARTY AFFILIATION				REGISTRATION - POLITICAL PARTY AFFILIATION			OFFICIAL VOTE: MAYOR			DIV			
	WHITE	BLACK	OTHER	MEN	WOMEN	UNKNOW	REPUBLICAN	DEMOCRAT	LIBERARIAN	GREEN	CONSTITUTIONAL	NON PARTISAN	OTHER	TOTAL	REP. KATZ		DEM. STREET	ALL OTHERS	TOTAL VOTES CAST-MAYOR
01	390	76	334	178	210	412	129	556	5	6	0	100	4	800	236	160	0	396	01
02	398	56	264	174	222	322	93	524	4	7	0	86	4	718	232	149	0	386	02
03	251	137	395	148	149	486	84	524	5	10	2	145	13	783	139	161	3	303	03
04	262	34	253	78	134	337	117	317	0	1	3	107	4	549	149	67	1	217	04
05	307	8	212	134	142	251	88	368	1	2	0	62	6	527	226	99	4	329	05
06	540	19	319	187	415	276	138	681	3	0	0	53	3	878	445	160	0	605	06
07	45	547	488	202	163	715	87	928	2	1	1	47	14	1,080	21	227	0	248	07
08	320	18	201	119	142	278	74	371	1	7	0	80	6	539	211	73	5	289	08
09	372	11	201	143	163	278	88	413	6	1	0	71	5	584	293	67	4	364	09
10	28	438	269	132	180	423	41	661	2	0	0	27	3	735	14	267	0	281	10
11	17	287	201	111	149	245	37	450	1	0	0	17	0	505	13	212	0	225	11
12	194	119	245	113	161	284	51	463	3	3	0	37	5	558	157	149	5	311	12
13	184	112	205	104	139	288	59	374	3	5	1	66	2	546	122	149	0	271	13
14	334	14	188	122	169	255	79	391	2	2	0	80	8	501	251	84	3	338	14
15	191	54	256	82	106	313	61	346	2	4	0	99	9	605	211	116	0	228	15
16	283	47	275	142	161	302	91	399	6	0	1	105	9	576	209	103	1	313	16
17	290	31	255	122	140	314	89	364	5	3	1	96	7	670	289	128	2	389	17
18	387	18	265	140	199	331	97	464	1	4	1	81	6	508	201	83	2	286	18
19	284	18	207	114	158	237	87	333	1	0	1	81	6	508	201	83	2	286	19
Total	5,077	2,044	5,043	2,545	3,302	6,317	1,590	8,927	51	56	12	1,416	112	12,164	3,574	2,591	39	6,204	
														Absentee and Military					
														73		22			

SIXTEENTH WARD

DIV	REGISTRATION: RACE			REGISTRATION: GENDER			REGISTRATION - POLITICAL PARTY AFFILIATION				REGISTRATION - POLITICAL PARTY AFFILIATION				OFFICIAL VOTE: MAYOR			DIV	
	WHITE	BLACK	OTHER	WOMEN	UNKNOW	MEN	DEMOCRAT	REPUBLICAN	LIBERARIAN	GREEN	CONSTITUTIONAL	NON PARTISAN	OTHER	TOTAL	REP. KATZ	DEM. STREET	ALL OTHERS		TOTAL VOTES CAST/VOTER
01	4	300	170	99	114	261	423	29	0	0	1	16	3	474	2	174	0	176	01
02	3	313	177	93	111	288	35	437	1	0	0	18	2	493	6	195	1	202	02
03	6	468	201	100	177	388	615	40	0	0	2	14	4	675	14	260	0	274	03
04	4	351	170	90	136	289	20	480	2	1	1	19	2	525	2	218	0	220	04
05	4	443	198	111	170	364	35	581	1	0	0	26	2	645	4	233	0	237	05
06	0	375	226	98	180	323	34	547	0	0	0	17	3	601	6	230	0	236	06
07	2	437	231	133	165	372	41	603	0	0	1	19	6	670	3	270	0	273	07
08	2	379	163	100	159	285	28	495	0	0	0	19	2	544	1	247	0	248	08
09	1	402	191	101	144	349	25	550	1	0	1	16	1	594	3	259	0	262	09
10	2	316	134	80	122	252	18	422	1	0	0	10	3	454	1	172	0	173	10
11	2	351	154	94	133	280	20	464	1	0	0	19	2	507	7	206	0	213	11
12	4	410	205	106	171	384	37	574	1	0	0	8	9	617	8	217	1	222	12
13	5	275	176	82	114	254	20	410	2	0	0	18	0	455	2	179	0	181	13
14	3	240	136	43	92	253	30	349	0	0	0	11	0	388	3	126	0	129	14
15	0	215	120	37	81	207	24	301	0	0	0	9	0	335	5	127	0	132	15
16	6	335	213	109	168	256	30	509	1	1	0	11	2	554	4	284	1	298	16
17	6	431	211	130	189	334	26	592	1	1	3	26	4	653	9	310	1	320	17
18	11	431	211	130	189	334	26	592	1	1	3	26	4	653	9	310	1	320	18
Total	62	6,352	3,228	1,684	2,586	5,372	530	8,747	15	5	9	293	43	9,642	84	3,979	4	4,067	

SEVENTEENTH WARD

DIV	REGISTRATION: RACE			REGISTRATION: GENDER			REGISTRATION - POLITICAL PARTY AFFILIATION					OFFICIAL VOTE: MAYOR			TOTAL VOTES CAST-MAYOR	DIV			
	WHITE	BLACK	OTHER	MEN	WOMEN	UNKNOWN	REPUBLICAN	DEMOCRAT	TARIAN	LIBER	GREEN	CONSTITUTIONAL	NON PARTISAN	OTHER			TOTAL	REP. KATZ	DEM. STREET
01	6	296	154	106	142	208	25	411	0	0	0	15	5	456	3	271	2	276	
02	1	320	150	116	155	200	21	431	1	0	2	15	1	456	1	271	0	276	
03	5	410	189	131	202	271	20	566	2	0	0	16	0	604	5	338	0	323	
04	26	310	219	89	226	240	28	512	0	0	2	11	2	555	28	292	0	370	
05	2	352	163	98	173	246	21	485	0	0	0	9	0	517	1	281	0	282	
06	7	437	192	125	204	307	27	588	2	0	0	16	3	636	3	326	0	329	
07	7	464	202	127	212	334	29	617	2	0	0	21	4	673	2	340	0	342	
08	9	389	221	130	183	306	27	565	2	0	2	21	3	619	4	299	0	303	
09	3	320	171	83	166	245	20	451	2	0	0	18	4	494	6	246	0	252	
10	3	442	221	104	234	328	24	617	2	0	0	21	2	666	8	334	0	342	
11	3	368	153	103	188	233	20	484	1	1	0	13	5	524	10	273	1	284	
12	6	346	188	116	171	253	22	486	0	0	0	18	3	540	6	303	0	309	
13	12	388	215	107	179	329	27	564	1	0	0	21	2	615	12	271	0	283	
14	9	460	255	144	206	374	27	663	1	2	0	26	5	724	7	375	0	382	
15	3	375	185	100	158	305	25	531	0	0	0	6	1	563	5	282	0	287	
16	33	236	197	92	121	253	44	374	1	2	1	42	2	466	7	203	0	210	
17	5	307	174	89	160	237	21	450	0	0	0	14	1	486	5	272	0	277	
18	5	380	187	124	189	249	21	530	1	0	0	17	3	572	6	318	0	324	
19	1	293	123	95	147	175	11	386	0	0	0	7	1	476	1	257	0	258	
20	7	321	148	91	157	228	16	439	2	0	0	18	0	476	6	245	0	251	
21	31	406	325	147	213	402	47	675	1	0	0	28	10	762	23	323	2	348	
22	22	317	167	125	163	238	31	482	1	0	0	11	1	526	15	307	0	322	
23	97	192	149	84	119	205	45	323	3	0	0	33	4	408	25	162	0	187	
24	4	430	169	116	145	267	16	472	0	1	0	34	2	519	15	325	0	340	
25	8	333	170	118	145	264	16	472	1	1	0	14	2	519	11	231	0	242	
26	5	183	118	58	82	166	15	271	0	1	0	10	2	340	3	238	0	242	
27	4	310	172	80	133	193	18	451	0	0	0	16	2	497	2	235	0	236	
28	4	310	172	80	133	193	18	451	0	0	0	16	2	497	2	235	0	236	
29	1	358	168	102	148	276	21	483	0	1	0	11	1	527	9	282	0	281	
Total	307	10,057	5,396	3,083	4,980	7,697	726	14,389	26	9	9	525	76	15,760	242	8,060	5	8,307	

EIGHTEENTH WARD

DIV	REGISTRATION: RACE			REGISTRATION: GENDER			REGISTRATION - POLITICAL PARTY AFFILIATION							OFFICIAL VOTE: MAYOR			DIV		
	WHITE	BLACK	OTHER	MEN	WOMEN	UNKNOWN	DEMOCRAT	REPUBLICAN	LIBERARIAN	GREEN	CONSTITUTIONAL	NON PARTISAN	OTHER	TOTAL	REP. KATZ	DEM. STREET		ALL OTHERS	TOTAL VOTES CAST
01	261	70	423	165	172	417	117	557	4	4	0	59	13	754	134	177	1	312	01
02	409	22	291	173	206	343	171	476	0	8	1	57	9	722	257	95	3	355	02
03	16	69	346	73	75	283	47	371	1	1	1	8	2	431	7	146	0	153	03
04	329	5	181	133	140	242	98	387	2	0	2	24	2	515	195	71	1	267	04
05	297	15	175	119	134	234	140	308	4	4	0	30	1	487	192	51	0	243	05
06	295	37	179	129	128	254	167	305	4	0	2	29	4	511	162	41	2	205	06
07	323	5	152	119	136	225	140	286	7	0	2	32	3	480	190	59	0	249	07
08	15	57	308	74	84	222	61	284	1	0	1	21	2	380	10	99	0	109	08
09	74	161	503	122	145	471	82	612	2	1	3	32	6	738	39	263	0	302	09
10	248	5	153	87	101	218	109	260	2	2	1	26	6	406	152	35	2	189	10
11	422	1	166	145	184	260	206	344	0	2	1	30	6	589	278	41	2	321	11
12	389	6	195	138	197	255	211	342	1	2	1	30	3	590	227	79	0	306	12
13	48	54	392	82	92	320	59	404	2	0	1	23	5	484	22	129	3	154	13
14	46	19	325	86	121	363	68	471	0	1	2	36	2	580	42	156	0	188	14
15	158	33	243	96	111	304	93	368	2	0	0	37	9	582	67	138	3	152	15
16	158	31	303	98	114	368	93	443	3	0	1	46	5	840	56	266	4	313	16
17	134	48	658	157	169	514	100	685	1	3	0	46	5	840	14	30	0	24	17
Total	3,502	774	5,313	2,004	2,285	5,300	1,922	6,963	36	28	19	549	72	9,589	2,053	1,964	22	4,039	

NINETEENTH WARD

DIV	REGISTRATION: RACE			REGISTRATION: GENDER			REGISTRATION - POLITICAL PARTY AFFILIATION							OFFICIAL VOTE: MAYOR			DIV	
	WHITE	BLACK	OTHER	MEN	WOMEN	UNKNOWN	REPUBLICAN	DEMOCRAT	LIBERARIAN	GREEN	CONSTITUTIONAL	NON PARTISAN	OTHER	TOTAL	REP. KATZ	DEM. STREET		ALL OTHERS
01	31	83	588	93	118	481	64	589	4	0	0	42	3	702	11	228	1	240
02	27	43	629	73	82	544	93	571	2	0	1	31	1	699	17	188	0	205
03	37	39	522	60	97	441	46	523	0	0	0	25	4	598	12	164	0	176
04	45	36	444	62	93	370	53	442	1	1	1	25	2	525	10	145	0	155
05	17	57	384	55	74	329	44	368	1	0	2	23	0	458	8	159	0	167
06	24	28	501	79	88	386	57	472	0	0	0	24	0	553	10	173	0	183
07	22	39	639	108	97	485	58	604	0	0	1	35	2	700	11	251	0	262
08	33	43	521	91	91	415	93	459	2	0	0	41	2	587	27	166	0	193
09	37	59	714	124	108	578	92	674	2	0	0	38	4	810	14	233	3	250
10	34	64	720	126	122	570	72	693	2	1	1	47	2	818	19	263	1	283
11	22	70	532	72	107	445	55	530	3	0	0	34	2	624	12	181	1	194
12	50	93	528	119	123	429	62	573	2	0	0	32	2	671	29	206	0	235
13	16	145	520	101	107	473	68	574	1	1	1	33	3	681	14	216	0	230
14	7	57	193	32	46	179	21	222	1	0	2	11	0	257	4	70	0	74
15	21	103	394	81	88	349	66	425	2	0	0	22	3	518	8	155	1	164
16	39	145	676	98	116	646	90	722	3	1	2	37	5	860	25	259	0	284
17	12	62	365	63	70	306	31	387	0	1	1	18	1	439	3	155	0	158
18	23	104	442	91	91	387	40	489	1	0	1	27	1	589	7	226	0	233
19	37	41	503	83	94	404	57	502	1	0	1	17	3	581	19	164	0	183
Total	534	1,311	9,815	1,611	1,812	8,237	1,162	9,849	28	5	14	562	40	11,660	262	3,611	7	3,880

TWENTIETH WARD

DIV	REGISTRATION: RACE		REGISTRATION: GENDER		REGISTRATION - POLITICAL PARTY AFFILIATION				OFFICIAL VOTE: MAYOR				DIV																	
	WHITE	BLACK	OTHER	MEN	WOMEN	UNKNOWN	REPUBLICAN	DEMOCRAT	LIBER TARIAN	GREEN	CONSTITUTIONAL	NON PARTISAN		OTHER	TOTAL	REP KATZ	DEM STREET	ALL OTHERS	TOTAL VOTES CAST-MAYOR											
01	18	169	236	63	70	290	51	348	2	2	0	18	2	423	14	126	0	140	01											
02	7	149	160	56	69	191	36	268	1	0	0	9	2	316	6	91	0	97	02											
03	34	384	284	143	231	328	51	563	1	4	0	57	6	702	3	307	1	311	03											
04	12	248	286	92	160	286	37	477	0	0	0	13	1	528	7	203	0	210	04											
05	8	426	192	150	241	228	25	350	0	0	3	8	3	388	2	132	0	134	05											
06	6	443	562	183	246	581	36	870	0	4	1	159	15	1098	16	396	0	492	06											
07	69	152	179	49	89	227	35	289	1	0	0	12	1	335	11	170	2	114	07											
08	11	283	225	52	112	355	30	484	2	0	0	28	5	519	7	145	0	152	08											
09	11	306	442	101	163	485	53	671	4	0	0	25	6	758	5	283	0	288	09											
10	11	306	442	101	163	485	53	671	4	0	0	25	6	758	5	283	0	288	10											
Total													174	2,833	2,723	920	1,448	3,382	432	4,881	12	11	6	347	41	5,730	72	2,076	3	2,151

TWENTY FIRST WARD

DIV	REGISTRATION: RACE			REGISTRATION: GENDER			REGISTRATION - POLITICAL PARTY AFFILIATION				OFFICIAL VOTE: MAYOR				TOTAL VOTES	DIV																			
	WHITE	BLACK	OTHER	MEN	WOMEN	UNKNOWN	REPUBLICAN	DEMOCRAT	LIBERARIAN	GREEN	CONSTITUTIONAL	NON PARTISAN	OTHER	TOTAL			REP. KATZ	DEM. STREET	ALL OTHERS																
01	328	8	183	103	133	283	162	276	4	0	0	72	5	519	182	64	1	247	01																
02	426	6	157	131	149	309	185	308	2	3	1	83	6	589	230	63	2	285	02																
03	294	57	232	112	185	286	114	369	0	1	1	88	11	583	134	98	1	233	03																
04	280	16	121	99	102	216	135	223	2	1	0	52	4	417	105	50	2	157	04																
05	419	36	250	191	231	283	233	421	0	2	2	44	3	705	333	99	4	436	05																
06	315	31	184	123	112	285	164	275	2	2	0	87	2	530	148	64	0	213	06																
07	364	11	155	109	126	295	176	259	2	1	0	87	5	530	174	48	0	222	07																
08	349	14	184	143	143	261	181	194	1	1	1	34	5	345	120	54	1	175	08																
09	287	3	127	103	129	185	113	249	0	3	0	78	7	547	208	42	1	251	09																
10	203	151	161	104	142	289	98	352	1	2	0	60	4	417	111	164	3	202	10																
11	272	4	144	90	129	201	134	237	3	0	0	41	5	420	158	37	3	198	11																
12	426	5	161	110	147	229	155	278	3	1	0	42	7	486	190	82	3	245	12																
13	320	111	186	137	165	208	183	333	7	0	0	75	9	589	188	96	0	187	13																
14	376	15	141	139	164	178	182	245	3	2	0	75	7	592	245	88	0	307	14																
15	269	10	141	139	164	178	182	245	3	2	0	75	7	592	245	88	0	307	15																
16	309	10	133	123	139	190	149	243	4	0	1	43	6	433	190	34	2	216	16																
17	309	10	133	123	139	190	149	243	4	0	1	43	6	433	190	34	2	216	17																
18	324	13	154	116	145	230	166	282	2	1	0	37	3	491	194	65	1	239	18																
19	310	13	131	114	138	202	131	267	2	1	0	50	3	454	175	52	3	230	19																
20	278	37	174	97	137	255	127	303	3	1	0	50	5	489	130	80	0	210	20																
21	351	25	215	137	159	295	182	344	5	2	0	54	4	591	215	57	2	274	21																
22	440	27	313	175	222	363	244	450	5	2	0	76	3	780	320	105	2	427	22																
23	370	164	532	182	265	599	233	606	6	9	0	64	7	1,066	177	192	1	370	23																
24	298	253	312	234	311	318	108	677	6	1	0	64	7	853	187	292	4	483	24																
25	404	21	198	154	221	248	228	333	1	1	2	53	5	623	274	77	5	356	25																
26	302	18	181	129	174	198	174	281	3	0	1	39	3	501	232	67	3	302	26																
27	367	51	232	127	209	314	187	367	4	0	0	69	3	650	215	81	0	296	27																
28	356	3	181	159	197	184	191	306	2	0	0	38	3	540	270	70	1	341	28																
29	486	44	257	198	263	326	285	416	4	3	0	74	5	787	304	108	2	414	29																
30	464	51	335	187	268	395	235	515	3	1	2	87	7	850	282	110	2	394	30																
31	340	8	192	127	173	240	189	326	0	0	1	22	2	540	314	38	2	354	31																
32	331	32	181	145	160	239	222	283	3	0	1	34	1	544	270	78	0	348	32																
33	533	45	320	234	310	354	293	529	3	1	0	69	3	898	403	120	2	525	33																
34	541	61	308	261	311	338	296	531	3	1	0	71	9	910	419	145	2	566	34																
35	392	44	237	159	209	305	200	403	3	3	0	61	3	673	283	84	1	348	35																
36	246	24	142	86	119	207	170	232	4	1	1	39	3	412	158	28	0	187	36																
37	348	9	146	125	173	207	132	232	4	1	0	26	3	505	241	38	0	279	37																
38	401	11	207	170	210	239	211	368	1	0	0	35	5	619	323	60	1	386	38																
39	457	39	396	212	241	341	233	537	5	3	0	148	7	984	323	72	1	386	39																
40	410	41	302	187	242	276	249	436	2	0	0	38	2	717	291	107	0	392	40																
41	368	16	169	165	193	184	214	266	2	0	1	20	2	536	271	92	1	418	41																
42	368	13	178	132	179	246	212	290	0	0	0	53	2	557	246	39	3	288	42																
43	367	4	177	174	199	175	224	302	0	0	1	21	1	548	342	32	1	375	43																
44	399	27	202	125	276	227	234	342	0	1	0	49	2	628	361	43	1	393	44																
45	399	27	202	125	276	227	234	342	0	1	0	49	2	628	361	43	1	393	45																
Total 16,158																		1,649	9,477	6,519	8,506	12,289	8,454	15,751	116	58	17	2,691	197	27,284	10,655	3,765	73	14,493	

TWENTY SECOND WARD

DIV	REGISTRATION: RACE			REGISTRATION: GENDER		REGISTRATION - POLITICAL PARTY AFFILIATION					OFFICIAL VOTE: MAYOR			TOTAL VOTES CAST-MAYOR	DIV																	
	WHITE	BLACK	OTHER	MEN	WOMEN	UNKNOW	REPUBLICAN	DEMOCRAT	LIBERARIAN	GREEN	CONSTITUTIONAL	NON PARTISAN	OTHER			TOTAL	REP. KATZ	DEM. STREET	ALL OTHERS													
01	314	142	280	181	276	277	52	619	0	7	0	52	6	736	201	283	4	488	01													
02	432	176	541	194	426	259	24	386	2	5	0	36	3	701	144	256	5	405	02													
03	195	203	244	118	187	232	43	443	2	5	0	35	6	564	61	289	2	272	03													
04	192	193	209	118	193	210	44	443	1	0	0	32	6	564	61	289	2	272	04													
05	162	193	298	138	212	310	32	549	6	5	0	52	10	660	102	242	5	358	05													
06	162	301	267	134	249	347	44	619	1	2	0	57	7	730	102	304	3	409	06													
07	112	275	314	137	206	358	54	580	1	6	1	57	7	701	86	305	6	397	07													
08	88	238	209	92	176	267	34	450	1	0	1	45	4	535	55	226	1	282	08													
09	24	295	172	84	157	250	24	437	1	1	0	25	3	491	22	229	0	251	09													
10	141	193	316	104	162	384	60	495	2	2	0	85	7	650	64	191	5	260	10													
11	34	249	161	100	138	206	29	389	2	0	1	20	3	444	28	186	0	214	11													
12	5	384	206	103	169	323	31	539	1	0	1	21	2	595	9	275	1	285	12													
13	6	332	206	114	191	239	27	492	2	0	0	21	2	544	11	292	0	303	13													
14	73	373	303	134	245	370	66	629	1	1	1	46	5	749	21	327	0	348	14													
15	6	393	219	130	195	293	31	566	1	0	0	18	2	618	15	301	0	316	15													
16	38	263	193	98	150	246	27	422	0	1	0	38	6	484	35	222	0	257	16													
17	70	268	170	128	189	191	28	447	1	0	1	28	3	508	63	267	1	331	17													
18	20	304	131	112	180	163	21	410	1	0	0	21	2	455	26	273	4	303	18													
19	3	370	191	112	188	246	19	512	2	0	0	29	2	564	20	319	1	340	19													
20	7	261	138	67	161	178	12	375	1	0	0	11	7	406	7	213	4	224	20													
21	6	365	136	97	179	231	18	488	1	0	0	17	3	507	6	274	1	281	21													
22	7	344	173	96	163	245	31	489	1	0	1	20	2	524	8	273	1	282	22													
23	145	182	187	145	163	206	37	426	1	4	1	39	6	514	101	208	5	314	23													
24	85	229	196	145	212	255	40	540	0	1	0	28	2	612	75	278	3	357	24													
25	27	337	191	143	191	151	22	422	0	0	0	19	2	545	29	176	0	232	25													
26	16	338	195	143	191	151	22	422	0	0	0	13	2	545	29	176	0	232	26													
27	9	333	196	135	177	224	17	495	0	0	0	23	2	587	9	361	0	371	27													
28	7	361	171	139	193	217	20	503	0	0	0	22	4	548	21	291	0	297	28													
29	17	361	171	139	193	217	20	503	0	0	0	22	4	548	21	291	0	297	29													
Total														2,089	8,153	6,055	3,480	5,474	7,333	955	14,187	32	35	9	867	112	16,297	1,479	7,725	56	9,260	
														Absentee and Military																		

TWENTY THIRD WARD

DIV	REGISTRATION: RACE			REGISTRATION: GENDER			REGISTRATION - POLITICAL PARTY AFFILIATION					OFFICIAL VOTE: MAYOR				DIV			
	WHITE	BLACK	OTHER	MEN	WOMEN	UNKNOWN	REPUBLICAN	DEMOCRAT	LIBERARIAN	GREEN	CONSTITUTIONAL	NON PARTISAN	OTHER	TOTAL	REP. KATZ		DEM. STREET	ALL OTHERS	TOTAL VOTES CAST-MAYOR
01	167	103	192	78	89	285	101	337	1	1	2	16	4	452	79	78	1	158	01
02	230	2	240	108	124	244	141	365	1	1	1	22	1	522	114	98	0	212	02
03	130	53	183	87	104	244	132	298	1	1	1	16	3	434	81	61	0	142	03
04	201	82	276	107	127	325	146	376	2	0	2	33	4	559	156	110	2	268	04
05	201	146	350	102	135	460	146	507	2	0	0	44	4	697	97	126	0	223	05
06	184	269	439	159	136	597	189	639	6	2	1	48	5	892	87	139	0	226	06
07	152	193	293	90	127	421	102	484	4	1	0	38	9	638	63	133	0	196	07
08	201	92	237	103	131	286	134	358	1	1	1	31	4	530	137	119	3	259	08
09	265	61	222	122	168	259	153	357	2	2	0	30	5	549	199	114	4	317	09
10	343	103	336	162	242	378	202	536	2	0	0	37	4	792	253	171	1	425	10
11	91	110	469	82	116	472	95	519	2	0	3	47	4	670	45	150	0	195	11
12	92	183	376	88	119	444	107	496	0	0	4	41	3	651	56	143	0	199	12
13	269	93	278	154	187	299	178	424	3	0	0	34	1	640	238	128	1	367	13
14	413	22	228	158	190	315	268	351	3	1	3	36	1	663	291	44	1	336	14
15	201	96	265	104	121	337	169	363	1	0	2	27	0	562	88	72	2	162	15
16	55	255	321	96	138	386	68	527	2	0	1	29	4	631	24	225	1	250	16
17	32	256	212	79	144	277	48	429	1	0	0	19	3	500	22	220	0	242	17
18	6	200	160	61	109	186	19	338	0	0	2	6	1	366	4	167	0	171	18
19	55	287	220	104	141	317	48	488	1	0	0	21	1	562	19	202	2	223	19
20	134	167	243	83	130	331	88	419	1	1	0	30	5	544	58	153	0	211	20
21	31	340	272	92	172	379	48	571	0	0	0	23	1	643	13	291	0	304	21
22	138	133	276	80	114	353	95	411	2	1	5	31	2	547	57	121	1	179	22
23	169	91	241	108	84	309	102	373	2	1	0	21	2	501	69	85	1	185	23
Total	3,622	3,407	6,316	2,409	3,147	7,989	2,739	9,966	42	13	29	680	74	13,545	2,287	3,164	20	5,471	

Absentee and Military

TWENTY FOURTH WARD

DIV	REGISTRATION: RACE			REGISTRATION: GENDER		REGISTRATION - POLITICAL PARTY AFFILIATION				OFFICIAL VOTE: MAYOR			DIV					
	WHITE	BLACK	OTHER	MEN	WOMEN	DEMOCRAT	REPUBLICAN	LIBERARIAN	GREEN	CONSTITUTIONAL	NON PARTISAN	OTHER		TOTAL	REP. KATZ	DEM. STREET	ALL OTHERS	TOTAL VOTES CAST-MAYOR
01	181	137	229	124	124	289	68	368	7	2	0	93	9	547	60	129	1	190
02	36	37	174	183	131	263	30	423	3	2	1	35	1	437	19	193	0	212
03	8	364	148	163	145	247	71	327	1	0	2	21	2	374	7	276	0	283
04	6	132	241	73	142	284	58	385	0	0	2	16	2	466	7	188	0	283
05	181	137	229	124	124	289	68	368	3	9	0	88	7	864	105	338	5	231
06	134	343	390	136	257	474	67	704	2	2	0	19	4	524	16	215	3	214
07	7	337	180	100	180	264	32	468	1	8	0	62	5	508	26	177	0	205
08	71	234	203	109	110	289	36	391	4	0	2	10	4	481	7	206	1	214
09	4	303	154	98	125	238	40	407	2	10	2	242	17	801	45	48	1	94
10	231	66	504	159	162	480	180	341	9	0	0	27	3	456	13	172	0	185
11	8	302	146	91	130	235	24	399	3	0	0	14	1	451	0	186	1	187
12	1	296	154	79	124	248	24	412	0	0	0	10	2	470	6	200	1	207
13	4	319	147	92	143	235	30	428	0	0	0	18	0	519	8	236	0	244
14	6	368	145	106	157	256	51	447	2	0	1	16	1	424	1	187	0	188
15	1	278	145	77	111	236	21	384	1	0	1	12	2	328	1	117	0	118
16	1	239	88	64	85	179	23	290	0	0	0	13	0	364	6	138	0	144
17	0	260	104	87	104	193	26	325	0	0	0	13	0	364	2	10	0	12
Total	875	4,595	3,343	1,695	2,363	4,725	768	7,113	38	34	12	789	59	8,813	394	3,165	15	3,574

TWENTY FIFTH WARD

DIV	REGISTRATION: RACE		REGISTRATION: GENDER		REGISTRATION - POLITICAL PARTY AFFILIATION				OFFICIAL VOTE: MAYOR				DIV						
	WHITE	BLACK	OTHER	MEN	WOMEN	UNKNOWN	REPUBLICAN	DEMOCRAT	LIBERARIAN	GREEN	CONSTITUTIONAL	NON PARTISAN		OTHER	TOTAL	REP. KATZ	DEM. STREET	ALL OTHERS	TOTAL VOTES CAST-MAYOR
01	326	3	173	123	144	235	193	275	1	1	1	25	6	502	213	33	1	247	01
02	257	24	190	83	110	278	171	271	3	0	1	23	2	471	140	50	0	190	02
03	415	1	170	147	194	245	212	347	3	0	1	20	5	586	178	90	0	329	03
04	344	4	191	108	146	285	236	267	2	0	2	26	9	539	234	32	0	329	04
05	355	0	185	143	150	486	151	249	0	1	1	15	1	436	234	32	0	326	05
06	351	0	185	143	150	486	151	249	0	1	1	15	1	436	234	32	0	326	06
07	351	0	185	143	150	486	151	249	0	1	1	15	1	436	234	32	0	326	07
08	340	3	187	120	159	281	280	242	1	0	0	12	2	549	292	27	0	319	08
09	148	75	199	70	84	268	190	303	3	0	0	22	3	521	216	68	0	284	09
10	315	2	135	115	128	209	247	187	0	0	0	14	4	452	65	72	0	137	10
11	305	21	192	94	133	291	179	313	0	0	0	26	0	518	221	26	0	247	11
12	323	2	161	101	135	250	203	258	0	1	0	23	0	486	225	50	1	276	12
13	93	111	243	93	111	243	71	343	3	0	1	27	2	447	40	111	1	152	13
14	166	56	238	66	85	309	78	368	5	1	1	15	5	460	51	83	0	134	14
15	140	109	275	62	91	371	126	368	1	0	0	26	3	524	51	64	0	115	15
16	59	110	222	47	61	283	59	313	1	0	2	13	3	391	17	95	0	112	16
17	96	73	213	41	60	281	78	275	2	0	0	24	3	382	40	71	0	111	17
18	178	78	248	74	76	354	139	332	1	1	1	28	2	504	66	81	0	147	18
19	125	58	246	66	76	287	71	332	1	0	0	22	3	429	69	82	0	151	19
20	119	70	307	66	81	349	104	353	2	2	1	33	1	486	42	87	0	129	20
21	179	47	228	71	90	293	97	330	0	0	2	22	3	454	54	64	0	118	21
22	299	2	156	118	136	203	197	248	3	0	0	8	1	457	192	47	1	240	22
23	269	41	195	91	130	284	199	283	3	1	0	18	1	505	174	49	0	223	23
24	266	26	202	87	129	278	170	281	1	0	1	28	3	484	188	41	1	200	24
Total	5,767	925	4,864	2,225	2,803	6,528	3,805	7,107	36	11	16	513	68	11,556	3,566	1,416	9	5,011	

Absentee and Military

TWENTY SIXTH WARD

DIV	REGISTRATION: RACE			REGISTRATION: GENDER			REGISTRATION - POLITICAL PARTY AFFILIATION					OFFICIAL VOTE: MAYOR				DIV		
	WHITE	BLACK	OTHER	MEN	WOMEN	UNKNOWN	REPUBLICAN	DEMOCRAT	LIBERARIAN	GREEN	CONSTITUTIONAL	NON PARTISAN	OTHER	TOTAL	REP. KATZ		DEM. STREET	ALL OTHERS
01	415	1	166	191	197	195	152	419	1	0	0	10	1	563	296	42	0	338
02	578	5	224	263	279	265	217	574	1	0	0	14	1	807	413	70	0	483
03	428	2	133	196	212	155	169	365	1	0	0	7	1	563	326	37	1	364
04	444	2	131	181	188	248	150	401	2	0	1	20	3	577	261	56	0	317
05	463	2	142	179	205	223	237	341	0	0	0	25	4	607	308	39	0	348
06	457	3	185	176	218	251	182	433	0	1	0	28	1	645	338	41	0	379
07	473	2	132	174	220	213	188	397	1	1	1	18	1	607	290	48	1	339
08	462	2	237	182	233	286	237	431	1	0	0	27	5	701	366	35	2	403
09	464	3	188	171	228	256	155	480	1	0	0	18	1	655	322	45	1	368
10	368	5	126	130	164	205	134	339	1	1	0	23	1	499	233	40	2	275
11	388	4	142	147	189	190	100	415	1	0	0	10	0	526	255	47	2	304
12	388	4	159	122	174	255	242	282	2	1	0	12	2	551	281	27	0	308
13	419	4	180	166	226	211	118	469	0	0	0	15	1	603	285	58	1	344
14	346	2	140	147	180	161	158	314	0	0	0	13	3	488	262	48	0	310
15	305	2	141	129	150	189	136	283	0	0	0	19	0	448	249	36	0	285
16	301	6	176	125	144	216	145	384	0	1	0	30	4	485	209	36	0	245
17	300	6	120	149	183	191	122	309	3	0	0	25	3	473	243	34	0	295
18	319	2	120	144	163	195	122	309	1	0	0	27	1	473	243	34	0	295
19	319	2	180	143	164	226	181	328	1	0	0	12	1	533	282	44	0	323
20	319	2	180	143	164	226	181	328	1	0	0	12	1	533	282	44	0	323
21	322	1	136	132	147	180	156	271	0	0	1	30	1	459	176	32	2	210
22	271	33	175	95	129	254	129	317	3	2	0	22	6	479	169	33	2	204
23	87	128	160	65	74	234	65	256	1	1	1	44	5	373	32	85	0	117
24	6	33	26	14	16	35	10	48	1	0	0	5	1	65	7	0	0	8
Total	8,336	309	3,578	3,312	4,051	4,880	3,520	8,175	22	8	7	445	46	12,223	5,905	1,009	15	6,929

TWENTY SEVENTH WARD

DIV	REGISTRATION: RACE			REGISTRATION: GENDER			REGISTRATION - POLITICAL PARTY AFFILIATION										OFFICIAL VOTE: MAYOR			TOTAL VOTES CAST/MAYOR	DIV
	WHITE	BLACK	OTHER	MEN	WOMEN	UNKNOWN	DEMOCRAT	REPUBLICAN	LIBERARIAN	GREEN	CONSTITUTIONAL	NON PARTISAN	OTHER	TOTAL	REP. KATZ	DEM. STREET	ALL OTHERS				
01	161	34	309	81	121	302	74	300	2	5	1	114	8	504	64	72	2	138	01		
02	127	66	222	83	112	210	66	274	2	9	1	81	13	415	82	90	5	177	02		
03	80	36	340	93	111	252	77	225	2	2	0	137	4	456	22	20	1	43	03		
04	8	298	141	74	143	230	21	406	0	0	0	16	4	447	7	222	0	229	04		
05	114	74	252	99	87	254	56	256	5	4	2	109	8	440	42	65	2	109	05		
06	103	228	385	151	129	436	102	480	5	2	2	112	13	716	40	133	0	173	06		
07	105	156	210	102	96	273	84	346	2	4	1	53	11	471	48	127	4	179	07		
08	74	10	257	75	78	188	84	137	2	1	3	110	4	341	15	11	1	27	08		
09	178	12	422	111	134	367	117	306	5	7	0	164	13	612	43	26	2	71	09		
10	92	48	142	53	59	170	27	180	4	3	1	53	4	282	39	60	0	99	10		
11	103	92	420	93	126	386	103	335	3	3	1	154	16	615	35	53	2	90	11		
12	2	252	152	82	123	201	31	358	0	0	1	12	4	406	7	183	1	191	12		
13	48	188	246	72	91	319	55	364	3	2	1	52	5	482	28	76	0	104	13		
14	126	109	265	103	93	304	49	324	9	6	0	103	9	500	51	101	4	136	14		
15	19	203	194	97	155	244	36	431	0	3	0	24	5	496	10	233	3	246	15		
16	7	247	163	61	141	225	43	356	2	0	0	24	3	427	4	179	0	183	16		
17	2	255	122	85	104	210	135	323	4	0	0	107	0	579	4	192	1	153	17		
18	88	24	315	143	120	267	103	319	4	2	0	140	3	637	31	27	1	55	18		
19	107	24	315	106	114	303	96	234	5	1	0	178	5	443	20	34	0	28	19		
20	81	17	425	106	114	303	96	234	5	1	0	178	5	443	20	34	0	28	20		
21	59	17	327	63	92	248	86	169	0	2	0	143	3	463	19	5	0	24	21		
22	146	12	623	176	155	450	199	337	4	0	0	236	5	781	77	34	3	114	22		
23	200	63	293	103	117	336	76	339	4	21	2	106	8	556	113	123	7	243	23		
Total	2,041	2,385	6,706	2,199	2,574	6,559	1,679	6,995	67	78	16	2,342	155	11,332	891	1,952	40	2,873			

TWENTY EIGHTH WARD

DIV	REGISTRATION: RACE			REGISTRATION: GENDER		REGISTRATION - POLITICAL PARTY AFFILIATION			REGISTRATION - POLITICAL PARTY AFFILIATION			REGISTRATION - POLITICAL PARTY AFFILIATION			REGISTRATION - POLITICAL PARTY AFFILIATION			REGISTRATION - POLITICAL PARTY AFFILIATION			REGISTRATION - POLITICAL PARTY AFFILIATION			TOTAL VOTES	DIV
	WHITE	BLACK	OTHER	MEN	WOMEN	UNKNOW	REPUBLICAN	DEMOCRAT	LIBER	TARIAN	GREEN	OTHER	NON	CONSTITU	OTHER	TOTAL	REP.	DEM.	ALL	REP.	DEM.	OTHER	CASH-MAYOR		
01	8	484	264	122	132	502	48	661	1	0	0	5	19	2	19	756	5	213	0	5	213	0	218	01	
02	2	296	192	82	113	295	35	440	1	0	0	2	11	2	11	480	4	197	0	4	197	0	201	02	
03	11	437	254	130	158	414	33	644	0	0	0	3	15	3	15	702	3	248	2	3	248	2	253	03	
04	1	369	182	119	148	285	28	301	1	0	0	0	15	0	15	552	6	254	0	6	254	0	260	04	
05	1	445	218	127	150	347	26	416	1	0	0	0	18	0	18	654	10	300	0	10	300	0	310	05	
06	4	363	167	101	168	285	42	487	1	0	0	2	21	1	21	554	6	230	0	6	230	0	236	06	
07	1	279	153	70	89	254	23	395	2	0	0	0	12	0	12	433	1	175	0	1	175	0	176	07	
08	3	407	246	126	156	358	29	412	4	0	0	0	11	0	11	658	3	317	0	3	317	0	321	08	
09	0	375	154	110	146	292	35	423	0	0	0	0	16	0	16	530	6	292	0	6	292	0	300	09	
10	0	375	154	110	146	292	35	423	0	0	0	0	16	0	16	530	6	292	0	6	292	0	300	10	
11	1	243	132	82	123	177	16	251	1	0	0	2	12	0	12	382	4	197	0	4	197	0	201	11	
12	1	404	207	119	155	328	22	351	0	0	0	0	18	0	18	612	7	289	0	7	289	0	298	12	
13	5	402	215	118	177	327	23	565	2	0	0	0	13	0	13	622	6	293	0	6	293	0	306	13	
14	5	345	156	97	129	254	26	455	1	0	0	2	22	0	22	506	6	210	0	6	210	0	217	14	
15	7	365	169	91	129	321	30	487	0	0	0	4	18	0	18	541	3	198	0	3	198	0	201	15	
16	2	328	153	95	151	237	18	450	0	1	0	1	11	0	11	483	3	261	0	3	261	0	264	16	
17	2	363	186	98	132	321	27	486	2	0	0	3	20	0	20	551	1	222	0	1	222	0	223	17	
18	4	427	208	98	169	372	38	582	2	0	0	3	14	0	14	639	5	275	0	5	275	0	280	18	
Total	58	6,762	3,487	1,905	2,764	5,638	528	9,411	19	1	1	49	278	21	21	10,307	85	4,456	4	85	4,456	4	4,545		

TWENTY NINTH WARD

DIV	REGISTRATION: RACE			REGISTRATION: GENDER		REGISTRATION - POLITICAL PARTY AFFILIATION				REGISTRATION - POLITICAL PARTY AFFILIATION			REGISTRATION - POLITICAL PARTY AFFILIATION			OFFICIAL VOTE: MAYOR			DIV
	WHITE	BLACK	OTHER	MEN	WOMEN UNKNOWN	DEMOCRAT	REPUBLICAN	LIBERARIAN	GREEN	CONSTITUTIONAL	NON PARTISAN	OTHER	TOTAL	REP. KATZ	DEM. STREET	ALL OTHERS	TOTAL VOTES CAST-MAYOR		
01	53	236	238	110	112	305	63	407	4	1	44	7	527	23	158	1	182	01	
02	11	411	260	151	82	449	43	606	1	0	29	3	662	2	169	0	171	02	
03	71	323	286	125	154	401	57	561	4	2	49	6	680	50	254	2	306	03	
04	2	223	119	46	77	221	19	312	1	0	11	0	344	1	110	0	111	04	
05	0	178	112	51	70	169	14	271	0	0	5	0	290	6	105	0	111	05	
06	1	250	117	71	97	200	22	327	0	0	15	3	368	5	138	0	143	06	
07	0	292	112	46	120	238	30	368	1	0	4	1	404	5	175	0	180	07	
08	3	258	149	78	84	248	35	364	0	2	7	1	410	4	172	0	176	08	
09	0	251	113	65	86	213	28	325	0	0	11	0	364	4	165	0	169	09	
10	27	294	156	84	132	261	33	422	0	0	19	3	477	12	195	2	209	10	
11	34	274	183	87	124	280	28	421	1	1	34	5	491	14	170	0	164	11	
12	10	290	181	74	112	295	18	439	0	2	17	3	481	10	189	0	187	12	
13	6	403	202	141	179	282	32	589	1	0	16	3	911	11	485	0	297	13	
14	3	337	132	80	87	205	13	351	0	0	8	1	556	5	238	0	451	14	
15	5	306	156	89	162	298	14	448	0	0	14	4	556	5	238	0	243	15	
16	6	336	153	86	162	298	14	448	0	0	14	4	556	5	238	0	243	16	
17	3	324	154	80	132	266	23	443	1	0	11	1	478	3	224	0	227	17	
18	6	335	167	104	141	263	18	478	0	0	9	2	508	6	230	0	236	18	
Total	241	5,306	3,002	1,580	2,126	4,833	532	7,621	14	8	320	43	8,549	184	3,448	6	3,638		

THIRTIETH WARD

DIV	REGISTRATION: RACE			REGISTRATION: GENDER			REGISTRATION - POLITICAL PARTY AFFILIATION				OFFICIAL VOTE: MAYOR				TOTAL VOTES CAST/VOTER	DIV			
	WHITE	BLACK	OTHER	MEN	WOMEN	UNKNOWN	DEMOCRAT	REPUBLICAN	LIBERARIAN	GREEN	NON PARTISAN	OTHER	TOTAL	REP. KATZ			DEM. STREET	ALL OTHERS	
01	182	297	358	181	182	474	80	617	8	9	111	12	837	120	253	2	375	01	
02	42	263	214	95	100	324	39	435	1	4	0	33	7	519	24	164	2	190	02
03	275	57	269	125	135	341	90	409	5	3	0	87	7	601	162	95	1	258	03
04	11	195	168	67	93	214	25	325	0	0	20	4	374	10	161	0	171	04	
05	10	236	126	73	93	206	25	328	0	0	13	5	372	9	166	0	175	05	
06	128	219	231	123	131	324	64	419	3	4	84	4	578	83	201	2	286	06	
07	348	98	402	205	175	468	100	592	3	9	137	7	848	222	188	3	413	07	
08	308	17	277	147	162	293	77	418	2	3	96	4	602	209	112	4	325	08	
09	104	293	254	159	141	351	55	255	3	1	60	7	651	67	222	4	313	09	
10	4	175	113	49	57	186	20	265	0	0	4	3	282	9	113	0	122	10	
11	12	344	185	85	130	326	33	496	1	1	27	2	551	11	204	0	205	11	
12	6	352	245	107	127	346	41	558	1	4	41	2	643	32	295	0	316	12	
13	42	52	245	107	127	346	41	558	1	4	41	2	643	32	295	0	316	13	
14	56	213	225	87	123	284	42	393	3	2	51	2	494	43	180	1	224	14	
15	105	236	249	111	154	325	37	474	4	7	66	2	590	85	212	2	300	15	
16	16	213	42	125	118	249	48	355	2	9	68	2	492	162	111	2	275	16	
17	89	205	161	102	126	227	52	369	2	1	27	4	455	30	159	1	214	17	
Total	1,935	3,538	3,893	1,949	2,234	5,183	853	7,379	43	57	947	82	9,366	1,336	3,061	24	4,421		

THIRTY FIRST WARD

DIV	REGISTRATION: RACE		REGISTRATION: GENDER		REGISTRATION - POLITICAL PARTY AFFILIATION			OFFICIAL VOTE: MAYOR				DIV					
	WHITE	BLACK OTHER	MEN	WOMEN	UNKNOWN	REPUBLICAN	DEMOCRAT	LIBER TARIAN	GREEN	CONSTITUTIONAL	NON PARTISAN		OTHER	TOTAL	REP. KATZ	DEM. STREET	ALL OTHERS
01	164	22	209	82	83	230	110	258	1	0	22	4	395	77	47	1	125
02	55	27	365	47	67	333	67	350	0	0	30	0	447	30	82	0	112
03	217	11	128	73	81	202	127	164	2	5	36	1	356	115	42	1	158
04	414	6	168	149	162	277	200	355	2	0	28	3	588	268	58	2	328
05	303	0	185	105	132	251	216	240	2	0	24	4	488	209	41	1	251
06	471	7	149	99	126	242	210	240	2	0	13	2	457	181	112	0	415
07	211	10	217	135	189	314	187	243	1	1	15	2	588	272	117	3	415
08	218	50	217	166	189	314	187	243	1	1	15	2	588	272	117	3	415
09	144	34	342	76	69	368	104	393	5	0	27	2	537	56	91	0	147
10	154	5	132	61	49	181	97	181	0	0	10	2	291	56	33	1	100
11	190	45	258	87	78	328	160	300	2	0	28	3	493	106	68	0	174
12	188	24	258	68	96	306	90	358	0	0	21	0	470	83	69	0	152
13	306	6	155	91	128	248	163	272	3	0	25	3	467	161	52	1	214
14	318	12	125	100	114	241	211	230	1	0	12	1	455	201	30	0	231
15	320	4	188	131	138	243	240	248	3	0	19	1	512	265	33	2	300
16	419	9	221	155	186	308	298	326	1	0	21	3	649	303	61	0	364
17	285	7	157	94	116	239	220	215	1	0	10	2	449	198	38	3	239
18	245	9	143	79	102	216	165	218	0	0	10	2	397	140	42	1	183
19	306	16	162	89	136	259	217	249	1	0	15	1	484	188	46	0	234
Total	5,025	304	3,924	1,841	2,162	5,250	3,319	5,450	28	9	398	43	9,253	3,032	1,044	17	4,093

4

THIRTY SECOND WARD

DIV	REGISTRATION: RACE			REGISTRATION: GENDER			REGISTRATION - POLITICAL PARTY AFFILIATION							OFFICIAL VOTE: MAYOR			TOTAL VOTES CAST-MAYOR	DIV
	WHITE	BLACK	OTHER	MEN	WOMEN	UNKNOWN	REPUBLICAN	DEMOCRAT	LIBERARIAN	GREEN	CONSTITUTIONAL	NON PARTISAN	OTHER	TOTAL	REP. KATZ	DEM. STREET		
01	3	262	134	75	109	215	33	357	2	0	0	7	1	399	4	175	1	180
02	5	312	215	54	146	332	51	460	1	0	0	17	2	532	10	187	0	197
03	1	321	172	90	149	255	32	442	0	1	0	17	2	494	3	210	0	213
04	2	306	272	99	134	347	32	524	0	0	0	24	0	560	9	198	0	207
05	9	132	97	45	50	143	15	207	0	1	0	13	2	238	3	73	0	76
06	10	261	161	74	111	247	27	377	1	0	0	22	5	432	5	165	0	170
07	49	318	340	102	171	454	54	560	5	0	0	80	8	707	10	177	1	188
08	5	303	129	85	100	252	36	369	1	0	1	7	3	437	1	132	0	133
09	4	336	230	76	113	383	36	513	2	0	2	17	2	572	5	181	0	186
10	2	330	204	99	112	325	38	482	0	0	0	16	0	536	1	251	0	252
11	5	380	225	94	150	366	35	553	0	1	1	15	6	610	6	232	0	238
12	2	366	206	82	145	347	30	519	1	1	0	19	4	574	3	207	0	210
13	2	234	137	75	78	222	20	338	0	0	0	13	2	373	3	135	1	139
14	5	189	121	52	88	195	31	270	0	1	0	11	2	315	4	197	0	111
15	4	305	185	73	99	384	32	522	0	0	0	11	2	376	3	208	0	163
16	6	374	265	87	124	377	48	544	0	0	0	30	4	716	15	298	0	248
17	6	372	335	117	118	377	48	544	0	0	0	13	4	612	18	178	0	248
18	3	372	335	99	163	430	35	662	1	0	0	12	2	712	7	280	0	288
19	2	334	218	103	159	292	26	516	0	0	0	9	3	554	2	270	0	272
20	2	346	176	93	120	311	41	484	2	0	1	25	1	524	3	194	0	197
21	1	355	204	85	154	321	34	505	0	0	0	19	2	560	3	251	0	254
22	1	292	147	65	122	253	26	402	0	0	0	11	1	440	2	217	0	219
23	3	341	172	113	130	273	35	459	1	0	0	19	2	516	3	239	1	243
24	1	251	129	69	104	208	26	341	0	0	1	12	0	381	4	176	0	180
25	1	330	268	117	153	329	27	558	0	0	0	10	4	599	6	221	0	237
26	1	361	217	84	130	365	34	522	2	0	1	18	2	579	6	221	0	227
27	3	255	196	63	109	282	23	413	0	0	0	15	3	454	12	162	0	174
28	3	381	218	70	164	368	32	545	1	0	0	21	3	602	10	291	0	301
29	3	221	134	30	60	268	31	377	0	0	0	9	1	368	6	146	1	153
30	4	326	239	106	152	311	41	511	0	0	0	17	5	531	4	265	0	269
31	6	324	239	106	152	311	41	511	0	0	0	16	1	569	13	258	0	271
Total	154	9,675	6,162	2,567	3,905	9,518	1,060	14,271	24	3	10	545	78	15,991	173	6,206	6	6,385

THIRTY THIRD WARD

DIV	REGISTRATION: RACE			REGISTRATION: GENDER			REGISTRATION - POLITICAL PARTY AFFILIATION				OFFICIAL VOTE: MAYOR				DIV																
	WHITE	BLACK	OTHER	MEN	WOMEN	UNKNOWN	REPUBLICAN	DEMOCRAT	LIBER TARIAN	GREEN	CONSTITUTIONAL	NON PARTISAN	OTHER	TOTAL		REP MATZ	DEM STREET	ALL OTHERS	TOTAL VOTES CAST/MAYOR												
01	212	24	287	119	135	269	183	310	3	0	0	25	2	523	151	104	2	257	01												
02	227	25	273	116	163	246	148	343	1	1	2	27	3	525	134	102	0	236	02												
03	199	19	236	107	144	203	115	321	2	0	0	15	1	454	137	79	0	216	03												
04	187	19	235	96	128	217	131	288	1	0	0	20	1	441	116	74	2	182	04												
05	94	77	220	65	89	237	77	290	0	0	2	19	3	381	74	85	0	159	05												
06	182	41	325	94	119	335	139	371	1	0	1	36	0	548	117	90	0	207	06												
07	261	65	427	130	163	460	193	517	3	0	0	35	5	753	175	131	1	307	07												
08	173	53	310	89	106	341	135	378	0	1	1	20	1	536	109	120	1	230	08												
09	215	33	344	105	131	356	138	428	2	0	0	24	0	582	124	111	1	236	09												
10	186	42	247	89	100	296	129	322	0	1	0	27	6	465	110	72	0	184	10												
11	213	31	316	138	164	340	175	430	1	0	0	30	9	602	115	134	0	243	11												
12	214	45	319	131	138	358	145	392	5	1	1	44	3	698	101	112	2	247	12												
13	204	44	328	95	121	326	144	392	2	2	4	33	3	595	101	112	2	215	13												
14	180	61	308	88	123	326	124	368	1	0	2	25	4	529	101	79	0	180	14												
15	134	65	360	73	92	384	95	433	2	0	0	22	3	424	64	105	0	166	15												
16	141	42	241	70	73	281	105	290	0	0	4	25	4	424	64	82	0	146	16												
17	64	119	340	57	71	400	68	435	0	2	0	22	0	528	21	110	1	132	17												
18	55	93	340	41	48	389	63	398	0	0	3	21	3	488	17	141	0	158	18												
19	79	120	470	44	91	534	105	533	3	1	6	20	1	669	32	133	0	165	19												
20	81	78	285	55	64	325	82	340	0	0	0	14	4	444	28	83	3	134	20												
21	63	94	279	36	42	358	51	367	1	0	0	14	3	436	28	75	1	104	21												
22	122	136	495	73	97	583	99	606	4	2	3	33	6	753	37	155	0	182	22												
23	109	73	372	74	78	402	78	448	0	0	0	26	2	554	49	92	0	141	23												
24	104	88	351	40	60	443	80	459	1	2	1	29	1	543	23	33	0	114	24												
Total	3,699	1,507	7,894	2,017	2,570	8,513	2,871	9,478	33	13	30	615	60	13,100	2,093	2,495	17	4,605													
													Absentees and Military	33	10	1	44														

THIRTY FOURTH WARD

DIV	REGISTRATION: RACE			REGISTRATION: GENDER			REGISTRATION - POLITICAL PARTY AFFILIATION										OFFICIAL VOTE: MAYOR				TOTAL VOTES CAST-MAYOR	DIV
	WHITE	BLACK	OTHER	MEN	WOMEN	UNKNOWN	REPUBLICAN	DEMOCRAT	LIBERARIAN	GREEN	CONSTITUTIONAL	NON PARTISAN	OTHER	TOTAL	REP. KATZ	DEM. STREET	ALL OTHERS					
01	3	294	143	76	142	222	15	408	2	0	2	9	4	440	4	228	0	232	01			
02	9	437	171	114	196	305	23	574	0	0	0	16	2	617	6	307	0	313	02			
03	3	322	131	63	154	262	11	376	1	0	0	13	4	396	5	177	1	284	03			
04	5	503	173	85	160	246	26	444	2	0	0	13	4	484	4	234	0	326	04			
05	7	426	180	114	201	296	26	557	2	0	0	21	4	611	9	315	1	325	05			
06	1	372	229	114	192	296	16	564	0	1	0	16	4	602	6	292	0	298	06			
07	1	436	201	147	223	279	22	604	3	0	1	15	4	649	11	335	1	347	07			
08	12	289	149	94	141	204	26	395	1	0	1	14	3	439	4	242	1	247	08			
09	1	459	216	142	217	321	1	617	0	0	1	21	4	680	11	361	0	372	09			
10	5	412	219	129	221	283	36	579	1	0	1	13	3	633	10	309	1	320	10			
11	2	488	222	167	243	306	25	661	1	2	0	20	6	716	16	393	0	409	11			
12	6	328	213	116	159	315	43	518	1	1	0	23	4	590	25	264	0	289	12			
13	49	339	264	102	199	364	55	663	1	1	1	39	5	665	28	307	1	336	13			
14	62	417	235	136	208	319	27	608	2	0	0	20	6	663	9	312	0	321	14			
15	11	417	213	82	126	285	48	421	2	0	0	26	5	503	27	185	1	213	15			
16	76	166	152	85	124	229	51	364	0	1	1	21	1	438	39	158	0	197	16			
17	120	230	194	82	158	280	47	451	1	0	1	19	1	520	35	216	1	252	17			
18	96	230	243	127	185	339	67	542	2	1	1	33	5	651	60	282	1	343	18			
19	109	299	248	88	188	353	78	515	0	0	0	34	2	629	31	238	1	270	19			
20	115	266	248	94	179	318	51	508	0	1	1	28	2	591	47	270	1	318	20			
21	106	247	238	94	179	318	51	508	0	1	1	28	2	591	47	270	1	318	21			
22	159	185	195	103	157	279	62	438	2	0	0	34	3	539	68	203	2	273	22			
23	247	95	261	148	189	266	130	396	1	2	0	68	5	603	167	167	1	348	23			
24	50	373	281	147	228	322	44	438	1	0	0	35	4	584	43	377	2	422	24			
25	215	203	199	137	190	281	130	388	0	1	0	32	4	458	10	169	2	262	25			
26	103	203	175	77	190	281	35	388	2	0	0	23	3	438	23	165	1	189	26			
27	169	142	166	95	127	237	48	388	1	0	0	23	4	459	41	196	0	237	27			
28	26	189	142	166	95	127	48	388	1	0	0	23	4	459	41	196	0	237	28			
29	120	183	217	97	165	258	42	447	2	0	0	27	3	477	90	171	0	261	29			
30	104	163	163	80	142	208	44	362	1	0	0	23	0	430	60	234	0	294	30			
31	136	173	161	75	138	216	30	376	1	0	0	20	2	489	73	194	0	251	31			
32	95	173	161	75	138	216	30	376	1	0	0	20	2	489	73	194	0	251	32			
33	112	209	215	91	143	302	45	452	0	0	0	19	3	429	59	166	0	225	33			
34	170	142	169	141	165	175	53	403	0	1	0	23	1	536	56	258	0	314	34			
35	2	255	125	78	128	199	25	363	1	0	0	9	1	397	10	212	0	304	35			
36	5	275	125	78	128	199	25	363	1	0	0	9	1	397	10	212	0	222	36			
37	86	206	180	87	132	253	50	391	1	0	0	27	3	405	7	193	0	200	37			
38	21	304	166	103	145	243	34	441	1	0	0	12	2	491	26	194	0	220	38			
39	144	183	214	96	173	272	85	414	1	0	0	40	1	541	81	203	1	285	39			
40	127	164	151	81	144	217	24	396	2	0	0	18	2	442	39	220	1	260	40			
41	131	289	246	101	206	399	55	564	0	2	2	38	5	666	56	285	3	344	41			
42	12	336	163	92	182	237	24	467	0	0	0	20	0	511	12	268	0	280	42			
Total	3,077	11,425	8,175	4,360	7,049	11,268	1,869	19,574	43	13	22	1,033	123	22,677	1,653	10,211	24	11,888				

THIRTY FIFTH WARD

DIV	REGISTRATION: RACE			REGISTRATION: GENDER		REGISTRATION - POLITICAL PARTY AFFILIATION				OFFICIAL VOTE: MAYOR			TOTAL VOTES CAST-MAYOR	DIV			
	WHITE	BLACK	OTHER	MEN	WOMEN	UNKNOW	REPUBLICAN	DEMOCRAT	LIBER TARIAN	GREEN	CONSTITUTIONAL	NON PARTISAN			OTHER	REP. KATZ	DEM. STREET
01	388	39	264	162	211	318	240	408	3	0	0	38	267	85	1	353	01
02	346	39	236	132	196	293	271	294	4	1	1	48	621	56	3	342	02
03	254	28	201	101	155	227	201	245	7	0	0	26	483	44	1	231	03
04	236	28	189	97	128	228	160	237	4	0	0	28	453	50	1	229	04
05	511	32	219	172	346	244	357	372	4	0	0	27	762	91	0	436	05
06	293	68	240	152	189	260	265	295	1	0	1	37	601	113	1	306	06
07	447	36	287	194	239	337	314	408	2	0	0	43	770	361	1	437	07
08	257	33	194	111	152	221	139	302	1	0	2	37	484	78	1	263	08
09	336	75	243	161	189	304	209	409	1	0	1	28	654	117	2	343	09
10	186	73	189	85	133	230	122	318	0	0	0	16	448	101	1	241	10
11	191	89	224	98	142	264	155	311	2	0	0	28	504	114	0	256	11
12	223	64	226	110	145	258	157	311	2	0	0	25	513	94	0	230	12
13	210	131	244	135	173	277	95	462	2	0	0	17	400	111	0	266	13
14	110	118	172	49	122	229	72	310	0	0	0	17	412	72	0	171	14
15	182	74	156	89	117	206	120	273	1	0	1	17	400	111	2	164	15
16	191	71	195	89	118	250	125	289	3	0	1	29	445	88	0	212	16
17	152	83	210	82	117	246	123	286	2	1	0	19	445	76	0	207	17
18	136	99	209	85	128	251	96	329	5	0	1	30	464	112	0	174	18
19	109	189	78	112	246	251	86	317	1	0	0	32	436	76	2	206	19
20	181	89	193	127	140	216	147	303	0	1	0	26	483	118	0	257	20
21	165	239	115	130	331	331	121	425	4	0	2	31	584	89	0	239	21
22	221	105	236	111	177	284	139	384	4	1	0	33	502	121	1	264	22
23	145	93	171	107	286	286	95	331	3	0	0	22	443	121	0	216	23
24	186	75	195	89	116	260	123	331	1	0	0	21	414	87	0	213	24
25	151	68	195	84	103	227	123	261	0	2	2	21	414	115	0	174	25
26	114	80	198	74	97	221	88	269	1	0	0	28	392	66	0	203	26
27	94	46	195	73	98	164	98	212	0	0	0	28	335	71	0	148	27
28	49	153	171	38	102	233	35	322	0	0	0	16	373	17	0	152	28
29	114	81	265	71	100	289	110	309	0	1	1	35	460	65	0	165	29
30	118	91	270	87	87	305	126	316	4	0	1	31	479	81	0	162	30
31	144	82	178	79	125	200	89	275	4	0	0	36	404	101	0	191	31
32	289	20	161	101	157	212	178	255	1	0	0	33	470	207	0	253	32
Total	6,793	2,435	6,810	3,305	4,636	8,097	4,744	10,203	60	9	14	925	16,038	4,738	3,030	21	7,789

THIRTY SIXTH WARD

DIV	REGISTRATION: RACE			REGISTRATION: GENDER			REGISTRATION - POLITICAL PARTY AFFILIATION				OFFICIAL VOTE: MAYOR				TOTAL VOTES CAST-MAYOR	DIV		
	WHITE	BLACK	OTHER	MEN	WOMEN	UNKNOWN	LIBERARIAN	GREEN	CONSTITUTIONAL	NON PARTISAN	OTHER	TOTAL	REP KATZ	DEM STREET			ALL OTHERS	
01	3	288	131	82	121	219	380	1	0	0	10	422	4	206	0	210	01	
02	5	288	164	72	151	254	25	0	0	0	16	1	477	5	190	0	195	02
03	3	272	174	87	118	244	413	0	0	1	9	2	449	7	176	0	183	03
04	4	240	163	90	123	262	21	0	0	1	13	2	407	3	165	0	170	04
05	3	242	219	402	466	295	215	1	0	0	10	5	558	5	247	0	230	05
06	5	322	190	112	161	278	527	0	0	0	14	1	522	5	235	0	246	06
07	4	355	186	89	144	292	483	1	0	0	13	2	525	5	202	0	207	07
08	1	296	155	83	129	240	424	0	1	2	10	4	482	1	190	0	191	08
09	1	320	160	93	122	267	21	0	1	1	10	3	452	3	236	0	239	09
10	2	292	177	84	137	257	433	1	0	0	18	3	478	8	241	1	250	10
11	2	277	148	67	103	232	390	0	0	0	13	3	427	6	181	0	187	11
12	2	386	177	111	167	296	30	0	0	1	15	3	574	6	258	0	264	12
13	14	171	138	136	89	124	232	0	0	0	16	2	561	84	88	0	172	13
14	11	323	227	116	152	293	24	0	0	0	13	2	445	6	238	0	241	14
15	11	323	191	89	157	270	487	0	0	0	12	4	516	6	225	0	231	15
16	2	369	164	85	124	258	419	1	0	0	16	3	465	5	193	0	198	16
17	5	296	134	90	154	281	415	1	0	1	5	1	505	7	245	0	252	17
18	2	369	147	101	174	283	27	0	0	0	14	0	558	2	281	0	293	18
19	4	407	113	78	129	206	21	0	0	0	12	4	413	7	195	0	202	19
20	3	287	170	92	153	274	44	0	0	0	13	3	519	9	212	1	222	20
21	23	325	171	97	141	253	27	0	0	1	10	1	491	8	199	1	208	21
22	20	301	170	97	141	253	27	0	0	1	10	1	491	8	199	1	208	22
23	5	282	174	67	116	278	25	0	0	1	16	1	461	5	178	1	186	23
24	119	205	269	90	136	367	61	0	0	0	16	4	593	121	78	0	161	24
25	214	104	157	101	134	240	382	2	0	0	16	8	475	121	78	0	199	25
26	158	104	110	70	97	205	42	0	0	0	8	3	372	77	79	0	156	26
27	334	59	165	124	160	274	72	0	0	0	16	2	358	195	72	0	267	27
28	50	316	200	122	166	316	468	1	0	0	28	2	368	51	231	1	253	28
29	113	236	223	88	89	216	216	1	0	0	28	2	368	51	231	1	253	29
30	11	236	195	85	135	273	366	1	0	0	28	2	368	51	231	1	253	30
31	30	289	217	85	135	273	366	1	0	0	28	2	368	51	231	1	253	31
32	164	283	221	125	188	345	33	0	0	0	22	7	473	39	153	0	187	32
33	92	180	224	79	99	318	44	0	0	0	19	6	544	17	230	0	188	33
34	35	296	184	97	146	272	37	0	0	2	19	6	544	17	230	0	188	34
35	37	250	269	103	130	392	46	0	0	0	20	4	486	103	171	0	247	35
36	76	256	183	91	118	246	31	0	0	0	16	3	515	60	112	0	274	36
37	16	334	196	82	167	288	28	0	0	0	20	3	515	60	112	0	274	37
38	7	408	204	125	177	317	25	0	0	0	16	6	622	17	243	0	233	38
39	7	408	204	125	177	317	25	0	0	0	16	6	622	17	243	0	233	39
40	7	408	204	125	177	317	25	0	0	0	16	6	622	17	243	0	233	40
41	70	126	147	72	103	168	277	1	1	2	24	0	343	27	105	0	132	41
Total	1,823	11,078	7,453	3,795	5,611	11,048	18,073	26	10	24	706	114	20,454	1,150	7,812	16	8,978	

THIRTY SEVENTH WARD

DIV	REGISTRATION: RACE			REGISTRATION: GENDER		REGISTRATION - POLITICAL PARTY AFFILIATION							OFFICIAL VOTE: MAYOR			DIV		
	WHITE	BLACK	OTHER	MEN	WOMEN	UNKNOWN	REPUBLICAN	DEMOCRAT	LIBER TARIAN	GREEN	CONSTITUTIONAL	NON PARTISAN	OTHER	TOTAL	REP. KATZ		DEM. STREET	ALL OTHERS
01	6	223	160	64	92	233	27	349	0	1	0	9	3	389	4	117	2	123
02	7	305	176	95	122	271	16	441	3	0	0	25	1	488	4	197	1	202
03	3	282	200	91	114	280	19	446	0	2	0	13	5	485	4	202	1	207
04	13	316	216	95	94	356	20	498	0	0	0	24	3	545	2	170	0	172
05	5	325	204	62	140	332	27	496	0	0	0	17	4	554	3	235	0	238
06	10	312	234	97	103	356	36	494	1	1	1	21	2	556	8	169	0	177
07	16	390	223	115	123	391	50	550	0	0	0	21	8	629	2	232	1	235
08	2	372	201	109	124	342	38	508	1	0	0	14	3	575	6	224	0	230
09	1	237	180	65	88	235	27	354	0	0	0	14	3	398	2	176	0	178
10	4	378	200	109	140	333	40	518	3	0	0	18	3	582	6	262	1	269
11	4	349	220	118	143	312	32	515	0	0	0	23	3	573	5	231	0	236
12	2	329	174	77	122	306	36	447	1	0	3	16	2	505	6	216	0	222
13	15	244	331	92	118	380	51	513	0	1	0	22	3	590	5	204	0	209
14	5	341	413	131	157	471	55	669	3	1	0	25	6	759	16	278	0	284
15	23	166	435	66	115	463	63	549	2	1	1	27	1	644	10	207	3	220
16	13	168	397	82	102	354	70	437	0	0	1	25	5	538	4	163	0	167
17	17	152	382	95	96	360	40	489	1	0	0	17	4	551	7	188	0	175
18	13	208	469	128	146	426	85	586	2	1	2	21	3	700	15	239	0	284
19	21	84	415	90	106	344	61	440	1	0	0	26	2	530	16	177	0	193
20	21	84	418	91	103	352	51	494	1	0	1	35	4	526	4	194	0	198
21	17	265	415	96	144	457	89	586	3	0	2	34	3	637	5	248	0	231
Total	231	5,540	6,023	1,938	2,502	7,354	915	10,309	22	8	11	454	75	11,784	134	4,283	9	4,436
													Absentee and Military					

THIRTY EIGHTH WARD

DIV	REGISTRATION: RACE			REGISTRATION: GENDER			REGISTRATION - POLITICAL PARTY AFFILIATION					OFFICIAL VOTE: MAYOR				DIV			
	WHITE	BLACK	OTHER	MEN	WOMEN	UNKNOWN	REPUBLICAN	DEMOCRAT	LIBERTARIAN	GREEN	CONSTITUTIONAL	NON PARTISAN	OTHER	TOTAL	REP. KATZ		DEM. STREET	ALL OTHERS	TOTAL VOTES CAST-MAYOR
01	11	398	163	70	170	332	32	518	1	1	0	17	3	572	3	261	0	264	01
02	6	467	233	120	234	352	28	686	0	0	0	19	3	706	6	347	0	353	02
03	4	488	268	135	205	420	43	689	0	0	0	22	6	760	8	360	0	368	03
04	1	489	201	122	229	340	33	632	1	0	1	22	2	691	10	328	1	339	04
05	2	493	240	128	218	385	34	696	0	0	0	26	3	695	6	305	1	312	05
06	0	492	210	116	199	395	27	577	3	0	4	35	1	731	9	339	0	348	06
07	7	411	208	116	199	395	27	577	3	0	0	32	1	731	9	339	0	348	07
08	10	411	208	126	208	295	26	563	0	2	0	42	1	629	11	319	0	326	08
09	100	367	220	137	211	339	72	563	0	0	0	47	5	687	40	271	0	313	09
10	27	417	171	135	191	289	50	541	0	0	1	16	7	615	40	271	0	313	10
11	275	23	152	137	148	166	97	318	0	1	0	33	2	451	223	75	1	299	11
12	227	17	150	84	131	179	84	260	2	1	0	42	4	394	144	62	1	207	12
13	345	20	187	135	197	220	116	371	3	0	1	59	2	552	274	91	4	369	13
14	254	25	198	99	133	245	89	314	5	5	0	53	11	477	178	77	1	256	14
15	239	71	218	123	147	258	91	364	3	3	1	61	5	528	166	80	3	249	15
16	286	20	200	114	150	242	119	313	3	1	0	67	3	506	183	60	2	245	16
17	152	193	335	114	191	375	89	488	0	7	2	82	12	680	52	197	1	250	17
18	296	19	161	131	160	185	97	327	1	0	1	45	5	476	239	84	3	326	18
19	1	43	23	10	17	40	5	53	1	0	2	6	0	67	4	4	0	8	19
20	283	24	113	104	139	177	108	276	1	0	0	32	3	420	155	67	0	222	20
21	1	448	231	116	186	378	24	635	0	0	0	21	0	680	5	335	0	340	21
Total	2,534	5,326	4,088	2,363	3,635	5,950	1,305	9,770	27	21	15	731	79	11,948	1,766	4,312	20	6,098	

THIRTY NINETH WARD

DIV	REGISTRATION: RACE		REGISTRATION: GENDER		REGISTRATION - POLITICAL PARTY AFFILIATION				REGISTRATION - POLITICAL PARTY AFFILIATION			OFFICIAL VOTE: MAYOR			DIV																	
	WHITE	BLACK	OTHER	OTHER	REPUBLICAN	DEMOCRAT	LIBERARIAN	GREEN	CONSTITUTIONAL	NON PARTISAN	OTHER	TOTAL	REP. KATZ	DEM. STREET		ALL OTHERS	TOTAL VOTES CAST-MAYOR															
01	380	4	189	128	177	246	102	429	2	0	0	16	4	553	185	41	1	237	01													
02	266	7	222	182	198	311	74	491	2	0	0	17	2	613	196	107	0	201	02													
03	466	3	222	182	198	311	74	491	2	0	0	17	2	613	196	107	0	201	03													
04	311	8	203	128	154	240	94	407	2	1	1	16	3	522	156	140	0	198	04													
05	143	2	210	126	135	234	64	437	2	0	0	15	1	523	94	140	0	234	05													
06	283	5	343	169	208	386	75	688	1	0	0	18	1	495	155	156	1	312	06													
07	415	1	163	153	177	241	71	471	3	1	1	21	3	571	274	166	1	461	07													
08	387	11	143	143	78	206	33	319	0	1	0	26	6	381	40	153	0	287	08													
09	80	158	143	134	295	59	470	1	0	0	13	0	6	557	62	201	0	193	09													
10	180	231	226	128	134	295	65	376	0	0	0	14	2	439	139	36	0	263	10													
11	63	6	170	112	139	186	91	332	0	0	0	22	5	517	118	140	0	175	11													
12	27	13	81	101	132	184	103	324	1	0	0	22	2	642	148	148	0	258	12													
13	327	4	224	135	197	310	89	527	1	0	0	22	2	642	148	148	0	258	13													
14	414	4	224	135	197	310	89	527	1	0	0	22	2	642	148	148	0	258	14													
15	266	36	174	97	125	254	96	360	0	0	0	17	3	476	104	72	1	176	15													
16	222	40	214	91	139	245	84	374	1	1	1	13	2	476	140	64	0	204	16													
17	182	8	127	69	96	152	64	236	3	0	0	12	2	317	84	56	0	140	17													
18	182	8	127	69	96	152	64	236	3	0	0	12	2	317	84	56	0	140	18													
19	182	44	139	69	102	204	79	269	0	0	0	25	2	375	73	63	2	138	19													
20	480	4	195	183	202	294	57	609	0	0	0	12	1	679	262	158	1	421	20													
21	434	3	317	165	198	391	55	687	1	0	0	9	2	754	263	160	2	425	21													
22	372	26	224	162	178	282	86	503	2	2	0	28	1	622	181	116	3	300	22													
23	465	97	199	177	237	440	49	340	0	0	0	11	1	401	51	108	1	160	23													
24	467	93	199	177	237	440	49	340	0	0	0	11	1	401	51	108	1	160	24													
25	453	3	166	171	228	395	128	531	3	0	0	26	3	553	228	41	1	246	25													
26	340	7	206	111	163	279	133	390	1	0	0	19	3	573	228	41	1	246	26													
27	370	6	187	107	154	312	117	431	2	0	0	19	3	573	181	69	1	251	27													
28	42	289	188	96	143	268	54	424	1	0	0	22	6	507	12	200	0	212	28													
29	390	1	133	126	174	224	101	411	0	0	0	11	1	524	196	78	1	275	29													
30	329	16	169	110	169	235	102	369	1	0	0	11	1	514	201	58	1	260	30													
31	487	1	175	158	231	274	118	525	2	0	0	16	3	663	264	59	0	323	31													
32	272	36	150	84	103	271	33	402	1	1	0	18	3	458	96	66	0	162	32													
33	369	1	146	123	172	221	101	394	0	0	0	19	2	516	226	57	0	283	33													
34	415	2	116	123	140	240	55	383	0	0	0	16	3	458	120	79	0	199	34													
35	458	1	164	123	140	240	55	383	0	0	0	16	3	458	120	79	0	199	35													
36	458	1	136	152	193	244	133	445	0	0	0	20	2	699	244	56	0	303	36													
37	444	4	150	140	223	235	137	435	1	0	0	20	2	699	244	56	0	303	37													
38	486	7	206	163	224	312	138	538	1	0	0	20	2	624	280	73	1	364	38													
39	471	3	150	175	222	227	123	488	3	0	0	8	2	624	280	73	1	364	39													
40	140	80	189	81	91	237	71	308	0	0	0	11	1	821	320	52	0	127	40													
41	488	1	132	183	224	214	152	455	0	0	0	11	1	821	320	52	0	127	41													
42	363	3	122	134	164	170	86	390	1	0	0	10	0	488	170	56	0	226	42													
43	334	4	123	101	151	209	98	348	1	0	0	11	3	461	190	33	0	223	43													
44	423	10	187	158	186	276	161	432	3	1	0	21	2	620	246	45	0	291	44													
45	443	7	289	174	210	327	119	588	2	1	0	28	3	719	317	68	0	385	45													
46	442	3	202	168	194	285	121	470	1	1	0	45	9	719	317	68	0	385	46													
Total 15,224															1,687	8,641	5,902	7,540	12,110	4,317	20,174	90	16	21	853	121	25,552	8,535	4,222	30	12,787	

FOURTIETH WARD

DIV	REGISTRATION: RACE			REGISTRATION: GENDER			REGISTRATION: POLITICAL PARTY AFFILIATION				REGISTRATION: POLITICAL PARTY AFFILIATION			OFFICIAL VOTE: MAYOR			DIV		
	WHITE	BLACK	OTHER	MEN	WOMEN	UNKNOWN	REPUBLICAN	DEMOCRAT	LIBERAL	TARIAN	GREEN	CONSTITUTIONAL	NON PARTISAN	OTHER	TOTAL	REP. KATZ		DEM. STREET	ALL OTHERS
01	177	74	98	91	96	180	94	240	3	0	0	13	0	347	101	57	0	188	01
02	37	73	261	197	398	40	67	325	3	0	0	16	0	1	6	244	0	252	02
03	4	403	265	109	197	398	40	67	1	0	0	2	0	1	7	244	0	252	03
04	6	400	194	44	153	463	30	541	1	0	0	25	0	3	606	4	0	246	04
05	9	441	252	105	212	385	34	649	2	0	0	11	0	5	702	7	0	350	05
06	109	176	130	58	90	267	65	329	1	0	0	17	0	2	415	35	0	157	06
07	5	442	213	91	183	366	34	599	0	0	0	1	0	1	660	3	0	291	07
08	5	311	166	68	110	304	34	425	2	0	0	16	0	5	482	1	0	210	08
09	9	428	297	114	188	432	40	661	1	0	0	3	0	7	734	7	0	286	09
10	57	228	197	66	91	325	72	388	2	0	0	19	0	0	482	17	0	149	10
11	86	338	224	152	75	433	145	485	0	0	0	26	0	0	660	117	0	153	11
12	110	259	203	176	138	356	55	474	0	0	0	16	0	2	574	48	0	153	12
13	110	259	203	176	138	356	55	474	0	0	0	30	0	3	520	52	0	202	13
14	158	175	185	80	140	300	101	364	2	0	0	0	0	4	428	26	0	143	14
15	132	146	115	61	99	243	65	309	2	0	0	1	0	2	383	52	0	143	15
16	129	133	123	72	92	221	74	287	1	0	0	18	0	4	385	37	0	143	16
17	120	127	120	59	87	221	86	258	1	0	0	2	0	0	44	88	0	132	17
18	81	140	110	49	73	209	51	237	2	0	0	19	0	2	331	23	0	109	18
19	98	185	229	66	106	340	89	387	2	0	0	29	0	4	512	45	0	155	19
20	85	194	154	53	84	296	67	342	2	0	0	1	0	1	433	28	0	108	20
21	90	168	110	42	62	208	54	243	1	0	0	7	0	6	377	28	0	106	21
22	68	160	200	73	78	277	75	325	1	0	0	23	0	4	428	87	0	143	22
23	88	160	200	73	78	277	75	325	1	0	0	23	0	4	428	87	0	143	23
24	91	241	228	80	128	342	67	454	0	0	0	38	0	1	560	43	0	228	24
25	129	146	168	89	132	222	69	347	1	0	0	25	0	1	443	54	0	228	25
26	86	179	167	64	91	277	80	324	2	0	0	2	0	2	432	18	0	118	26
27	128	125	120	73	93	207	84	266	0	0	0	10	0	2	373	56	0	136	27
28	219	123	180	91	147	284	119	369	3	0	0	28	0	2	522	88	0	202	28
29	120	165	162	74	110	283	83	350	0	0	0	1	0	1	447	51	0	171	29
30	41	428	409	106	145	347	64	536	2	0	0	4	0	3	738	17	0	281	30
31	115	175	181	70	112	289	69	372	0	0	0	24	0	6	471	83	0	197	31
32	115	175	181	70	112	289	69	372	0	0	0	24	0	6	471	83	0	197	32
33	57	182	181	60	87	273	53	335	0	0	0	29	0	2	420	22	0	145	33
34	5	249	137	58	103	230	17	360	0	0	0	11	0	2	391	3	0	190	34
35	213	112	124	103	137	209	75	357	0	0	0	15	0	1	449	96	0	187	35
36	185	161	155	92	127	282	87	389	1	0	0	21	0	2	501	59	0	161	36
37	241	190	227	114	183	361	111	502	2	0	0	36	0	4	658	110	0	283	37
38	44	457	239	150	242	340	38	664	1	0	0	12	0	1	377	52	0	417	38
39	114	145	118	64	94	219	79	264	1	0	0	0	0	1	377	92	0	144	39
40	131	140	164	106	166	261	72	335	0	0	0	0	0	7	861	29	0	387	40
41	110	164	164	106	166	261	72	335	0	0	0	24	0	5	590	33	0	223	41
42	56	286	246	115	163	312	54	498	0	0	0	1	0	6	382	67	0	166	42
43	157	120	115	71	111	210	62	311	0	0	0	13	0	5	573	99	0	235	43
44	76	341	156	158	203	212	39	515	1	0	0	15	0	2	573	51	0	340	44
45	80	327	248	168	202	285	56	561	1	0	0	31	0	6	655	309	0	369	45
46	84	354	180	169	210	239	46	537	2	0	0	28	0	4	618	51	0	367	46
47	7	168	99	40	70	184	16	270	0	0	0	0	0	8	132	0	0	140	47
48	261	130	196	138	186	282	105	462	3	0	0	16	0	1	587	176	0	304	48
49	276	128	216	148	184	288	110	479	2	0	0	25	0	3	620	194	0	357	49
50	171	206	160	106	131	251	92	407	0	0	0	1	0	1	180	44	0	289	50
51	142	113	126	74	98	211	76	280	2	0	0	1	0	3	281	54	0	161	51
Total	5,267	11,457	9,148	4,990	6,731	14,551	3,385	21,104	56	14	31	1,146	134	25,872	2,391	8,407	26	10,826	

Absentee and Military

FOURTY FIRST WARD

DIV	REGISTRATION: RACE			REGISTRATION: GENDER		REGISTRATION - POLITICAL PARTY AFFILIATION					OFFICIAL VOTE: MAYOR				DIV			
	WHITE	BLACK	OTHER	MEN	WOMEN	UNKNOWN	REPUBLICAN	DEMOCRAT	LIBERARIAN	GREEN	CONSTITUTIONAL	NON PARTISAN	OTHER	TOTAL		REP. KATZ	DEM. STREET	ALL OTHERS
01	258	57	196	73	132	306	92	375	3	0	1	39	1	511	122	66	0	188
02	299	42	227	124	145	289	141	390	6	1	0	28	2	568	160	70	1	231
03	266	33	186	93	137	255	139	318	1	1	2	22	2	485	154	53	0	207
04	360	25	239	130	163	331	173	422	1	0	2	23	3	624	241	51	0	282
05	187	14	123	82	78	164	109	192	1	0	2	18	2	324	126	29	0	155
06	329	34	219	126	160	296	154	406	0	1	0	21	0	582	183	56	1	240
07	261	30	174	92	109	264	120	323	1	0	0	18	3	485	130	52	1	163
08	323	26	252	113	149	339	203	372	1	0	0	22	3	601	256	57	0	313
09	306	19	159	106	131	247	134	328	2	0	0	17	3	484	190	40	3	263
10	320	29	205	130	139	265	170	353	2	0	1	27	1	594	217	48	2	268
11	295	14	202	94	112	208	192	290	1	1	1	27	4	574	198	20	0	218
12	382	14	198	99	122	219	165	344	1	0	0	26	4	475	168	40	0	238
13	386	20	196	121	162	319	168	441	3	0	0	18	2	605	258	51	1	310
14	303	13	216	106	127	297	124	371	4	0	0	28	4	530	209	49	0	258
15	310	23	196	123	133	273	167	337	4	0	0	18	3	529	184	57	2	243
16	272	27	139	79	123	216	88	307	0	0	1	22	0	418	174	41	1	216
17	291	9	165	116	131	218	128	311	2	0	0	24	0	465	183	46	2	231
18	310	1	202	121	163	229	187	306	3	0	0	15	2	513	269	36	0	305
19	302	6	182	123	151	216	155	311	1	0	0	22	1	490	221	37	2	260
20	347	8	201	113	162	281	161	375	1	0	6	13	0	556	222	67	2	291
21	329	22	135	119	143	244	153	316	1	0	1	11	4	486	228	47	0	275
22	316	8	189	106	162	245	116	368	1	0	0	25	3	513	215	37	0	252
23	360	6	175	152	162	227	218	307	1	0	0	14	1	541	234	76	0	310
24	419	12	225	138	188	331	72	565	1	1	3	12	3	657	211	136	0	347
25	421	13	184	170	184	264	118	473	1	0	4	21	2	618	236	44	1	281
26	309	6	139	96	148	210	94	343	0	1	0	14	2	454	208	35	1	244
Total	8,190	494	4,879	2,945	3,717	6,901	3,717	9,174	41	6	25	546	54	13,563	5,263	1,376	23	6,662

FOURTY SECOND WARD

DIV	REGISTRATION: RACE			REGISTRATION: GENDER		REGISTRATION - POLITICAL PARTY - AFFILIATION						OFFICIAL VOTE: MAYOR			DIV				
	WHITE	BLACK	OTHER	MEN	WOMEN	UNKNOW	REPUBLICAN	DEMOCRAT	LIBER TARIAN	GREEN	CONSTITU TIONAL	NON PARTISAN	OTHER	TOTAL		REP. KATZ	DEM. STREET	ALL OTHERS	TOTAL VOTES
01	188	105	519	118	154	540	129	78	618	0	1	58	5	812	124	181	0	305	01
02	90	52	353	75	100	320	2	78	380	2	0	31	2	485	57	112	0	169	02
03	89	107	394	86	116	388	87	469	4	1	0	28	1	590	35	141	0	176	03
04	57	107	480	88	108	448	83	515	4	1	1	43	0	644	21	165	0	186	04
05	76	148	473	108	129	460	87	571	0	0	1	35	3	687	43	200	0	243	05
06	99	83	380	90	106	346	101	401	0	0	2	34	4	542	39	99	0	138	06
07	69	106	423	90	101	407	76	475	3	0	2	41	1	598	29	180	1	210	07
08	77	82	425	63	110	411	82	454	2	2	1	34	9	584	40	156	0	196	08
09	63	92	350	79	86	340	75	400	1	1	1	26	1	505	42	120	0	162	09
10	56	116	415	81	116	390	95	434	2	0	0	50	6	587	31	136	0	167	10
11	81	166	462	84	145	480	86	563	3	2	3	49	3	709	33	194	0	227	11
12	32	259	359	88	127	435	40	574	4	0	1	26	5	650	24	218	0	242	12
13	55	338	511	138	193	573	83	760	5	0	2	42	4	904	53	178	0	375	13
14	88	193	350	96	135	400	67	512	4	0	2	42	4	631	53	178	0	231	14
15	111	181	355	115	157	375	96	492	3	0	2	45	2	647	82	233	0	315	15
16	65	187	385	95	159	383	106	479	0	0	2	45	2	527	55	201	0	256	16
17	75	160	360	77	123	385	56	500	1	0	2	31	1	608	52	201	0	256	17
18	151	140	316	114	137	396	111	445	1	0	0	31	1	608	102	193	3	388	18
19	120	143	353	107	137	382	110	445	1	0	0	44	4	616	72	178	0	250	19
20	59	213	406	107	131	486	64	591	4	0	1	44	1	705	33	238	0	271	20
21	87	112	471	66	96	284	83	326	3	1	1	27	1	416	27	132	0	159	21
22	85	164	264	74	103	454	93	522	3	1	3	44	5	671	34	170	0	204	22
23	82	164	264	66	86	258	80	305	1	0	0	22	2	410	27	107	2	136	23
24	140	135	324	103	140	356	82	482	1	0	1	29	4	599	82	188	2	272	24
25	48	145	229	79	101	243	64	320	0	0	0	37	2	423	35	135	0	170	25
Total	2,097	3,576	9,603	2,306	3,106	9,864	2,086	12,060	49	14	30	957	80	15,276	1,235	4,358	11	5,604	

FOURTY THIRD WARD

DIV	REGISTRATION: RACE			REGISTRATION: GENDER			REGISTRATION - POLITICAL PARTY AFFILIATION				OFFICIAL VOTE: MAYOR			DIV			
	WHITE	BLACK	OTHER	MEN	WOMEN	UNKNOWN	DEMOCRAT	LIBER TARIAN	GREEN	CONSTITU TIONAL	NON PARTISAN	OTHER	TOTAL		REP KATZ	DEM STREET	ALL OTHERS
01	21	305	181	89	119	299	52	424	2	1	0	24	507	10	186	2	198
02	43	277	484	122	171	511	75	683	2	0	0	41	804	14	300	0	314
03	41	146	497	110	122	454	116	533	1	0	2	33	686	24	179	0	205
04	42	146	475	89	134	473	79	577	1	0	2	34	686	17	215	0	232
05	30	213	475	103	122	456	66	577	2	0	0	41	693	11	207	0	216
06	27	103	550	107	145	451	83	622	0	0	0	25	608	16	227	1	244
07	23	189	594	87	145	577	195	674	1	0	0	38	690	8	234	0	212
08	18	183	459	89	114	457	95	512	3	0	3	32	472	8	234	0	212
09	14	238	220	74	101	297	45	376	2	1	0	43	472	10	133	1	144
10	8	314	200	78	126	318	33	453	1	0	0	26	522	1	207	0	208
11	23	44	418	56	79	350	66	483	1	0	0	27	485	6	127	0	133
12	35	70	479	74	88	422	75	583	2	3	2	37	584	17	166	0	183
13	31	279	346	114	138	404	66	559	2	0	1	27	656	19	208	0	227
14	8	362	241	100	149	362	56	519	2	0	2	26	611	6	243	1	250
15	6	285	212	110	137	256	23	450	1	0	0	34	594	3	245	0	248
16	14	277	293	120	149	315	57	480	0	0	0	34	594	3	245	0	248
17	41	93	413	88	99	360	66	441	1	2	2	33	547	20	163	0	183
18	43	77	672	100	118	574	109	628	2	0	4	47	732	36	213	0	248
19	16	224	488	93	118	445	80	614	3	0	0	34	732	7	251	0	258
20	28	140	488	93	118	445	56	558	4	0	1	36	656	15	201	0	216
21	12	189	377	82	137	359	48	493	0	0	3	30	478	8	209	1	218
22	13	236	130	61	106	212	68	304	0	0	6	6	378	4	147	2	153
23	6	247	189	65	107	270	68	361	1	1	1	17	442	7	171	0	178
24	8	266	215	83	130	276	19	454	0	0	1	10	489	5	197	0	202
25	9	240	331	107	124	349	48	491	0	2	1	35	580	12	213	0	225
Total	560	5,176	9,406	2,316	3,079	9,747	1,631	12,563	34	11	32	783	15,142	289	5,073	10	5,372

Absentee and Military
0 22 0 26

FOURTY FOURTH WARD

DIV	REGISTRATION: RACE			REGISTRATION: GENDER			REGISTRATION - POLITICAL PARTY AFFILIATION							OFFICIAL VOTE: MAYOR			TOTAL VOTES CAST-MAYOR	DIV		
	WHITE	BLACK	OTHER	MEN	WOMEN	UNKNOWN	REPUBLICAN	DEMOCRAT	LIBER TARIAN	GREEN	CONSTITUTIONAL	NON PARTISAN	OTHER	TOTAL	REP. KATZ	DEM. STREET			ALL OTHERS	
01	11	341	170	107	146	267	33	455	3	0	0	26	5	522	11	224	0	235	01	
02	6	420	194	107	184	349	25	510	2	1	1	18	4	640	4	276	0	280	02	
03	2	306	192	81	130	283	52	438	0	0	0	14	4	440	4	297	0	440	03	
04	24	257	153	85	111	238	47	368	0	0	1	18	0	434	17	167	0	259	04	
05	4	352	185	91	183	268	38	489	0	0	0	13	2	542	17	281	0	484	05	
06	5	377	234	117	194	305	30	582	2	0	0	20	2	616	6	302	0	298	06	
07	5	262	142	80	89	243	35	348	2	0	2	21	4	412	6	159	0	308	07	
08	3	348	209	103	162	295	30	515	1	0	1	10	3	560	7	237	0	166	08	
09	4	273	154	64	125	242	21	393	0	1	1	14	1	431	8	189	0	244	09	
10	8	421	210	107	209	323	35	568	3	0	2	26	5	639	4	305	1	197	10	
11	3	243	132	59	119	200	20	343	0	0	0	12	3	378	2	187	0	310	11	
12	3	350	165	105	146	267	63	440	1	0	0	13	1	518	8	228	1	189	12	
13	4	317	197	75	154	289	33	463	2	0	0	19	1	518	10	234	0	237	13	
14	6	349	202	110	164	283	39	495	0	0	0	19	4	557	9	223	0	244	14	
15	2	355	176	98	140	295	30	478	2	1	1	21	0	533	5	220	0	232	15	
16	3	250	137	65	109	216	33	332	2	0	0	18	5	399	4	162	1	225	16	
17	3	269	162	85	135	214	16	394	2	0	0	21	1	434	5	207	1	167	17	
18	3	331	182	104	153	273	27	486	0	0	0	15	2	530	10	231	1	213	18	
19	17																		242	19
Total	127	6,109	3,346	1,720	2,794	5,068	629	8,531	24	3	9	338	48	9,582	138	4,324	6	4,468		

FOURTY FIFTH WARD

DIV	REGISTRATION: RACE			REGISTRATION: GENDER			REGISTRATION - POLITICAL PARTY AFFILIATION					OFFICIAL VOTE: MAYOR			TOTAL VOTES CAST-MAYOR	DIV			
	WHITE	BLACK	OTHER	MEN	WOMEN	UNKNOWN	REPUBLICAN	DEMOCRAT	LIBERARIAN	GREEN	CONSTITUTIONAL	NON PARTISAN	OTHER	TOTAL			REP. KATZ	DEM. STREET	ALL OTHERS
01	395	1	252	139	175	334	324	303	1	2	0	17	1	648	361	25	0	386	01
02	298	20	220	104	132	302	183	321	0	1	3	28	2	538	196	42	0	238	02
03	551	4	354	192	253	464	482	389	0	0	1	34	3	909	486	47	0	533	03
04	438	2	208	155	209	284	291	330	0	0	1	22	2	648	363	32	5	420	04
05	385	3	201	128	163	298	239	329	0	0	0	20	1	589	281	50	0	311	05
06	395	10	205	141	183	286	253	335	0	0	1	18	2	610	272	26	1	299	06
07	286	7	145	109	124	205	123	294	2	0	0	19	0	438	206	30	0	236	07
08	218	41	244	93	93	317	181	297	4	0	1	18	2	503	101	71	0	172	08
09	231	65	299	113	106	376	153	405	3	0	1	24	4	595	79	67	0	146	09
10	136	61	271	76	95	287	116	319	4	1	1	29	4	488	52	58	1	111	10
11	229	92	318	109	125	405	196	414	1	1	0	25	2	639	120	59	0	179	11
12	195	18	137	72	68	210	149	174	1	0	0	20	6	350	124	27	0	151	12
13	240	44	258	92	124	326	208	307	0	0	1	25	1	542	134	52	0	186	13
14	90	4	61	34	40	81	44	104	1	0	0	6	0	155	55	22	0	77	14
15	408	4	214	129	177	320	289	305	2	2	0	23	5	626	270	26	0	296	15
16	193	28	217	65	113	260	126	291	0	1	0	20	0	438	80	63	1	144	16
17	350	33	247	91	143	326	196	328	1	1	2	27	5	560	140	64	1	205	17
18	169	59	191	86	71	268	130	246	1	1	0	14	5	397	69	58	1	128	18
19	191	59	166	87	119	270	135	316	0	1	0	21	3	476	88	45	1	134	19
20	226	36	206	78	106	282	225	312	1	0	0	12	4	582	340	23	3	366	20
21	373	7	154	144	183	303	225	268	0	0	0	12	0	468	145	41	0	186	21
22	412	7	214	156	189	288	258	268	1	0	0	12	2	630	288	31	2	321	22
23	446	4	262	154	213	345	315	352	1	0	0	13	0	712	369	36	2	406	23
24	446	4	262	154	213	345	315	352	1	0	0	13	0	712	369	36	2	406	24
25	319	3	184	100	147	259	230	255	2	0	0	17	2	506	248	27	1	276	25
Total	7,487	597	5,476	2,775	3,525	7,260	5,375	7,573	30	12	12	502	36	13,560	5,263	1,069	20	6,352	

FOURTY SIXTH WARD

DIV	REGISTRATION: RACE			REGISTRATION: GENDER		REGISTRATION - POLITICAL PARTY AFFILIATION				REGISTRATION - POLITICAL PARTY AFFILIATION			OFFICIAL VOTE: MAYOR			DIV		
	WHITE	BLACK	OTHER	MEN	WOMEN	UNKNOW	REPUBLICAN	DEMOCRAT	LIBER TARIAN	GREEN	CONSTITUTIONAL	NON PARTISAN	OTHER	TOTAL	REP KATZ		DEM STREET	ALL OTHERS
01	148	137	294	126	143	310	38	434	1	10	0	92	4	579	91	194	6	291
02	47	210	217	76	138	260	24	392	2	10	2	38	6	474	17	199	4	220
03	16	367	225	132	168	308	36	506	0	2	1	30	3	608	15	254	0	269
04	12	352	186	96	188	288	22	388	0	0	4	16	2	552	4	252	0	256
05	7	484	176	157	252	308	26	417	3	0	2	17	0	527	8	280	1	289
06	0	482	216	87	122	300	25	417	0	1	0	52	8	368	6	368	1	375
07	55	242	216	89	122	300	25	417	1	1	0	52	8	368	6	368	1	375
08	119	286	330	123	190	424	56	591	4	9	0	66	11	737	28	346	3	428
09	43	253	221	86	123	308	24	438	7	8	0	48	11	517	21	183	4	208
10	5	277	167	88	148	213	19	344	0	0	0	12	2	449	11	225	0	236
11	4	343	212	103	167	289	34	503	1	0	1	17	3	559	5	287	0	292
12	3	396	193	106	171	315	27	537	2	0	1	20	5	592	6	289	0	305
13	5	328	127	90	151	219	22	426	1	1	1	11	2	460	5	250	1	256
14	4	306	135	71	141	233	24	410	0	0	0	8	0	445	6	207	1	214
15	5	383	164	107	201	244	30	515	5	5	0	4	3	552	6	291	1	297
16	156	263	308	147	162	418	61	555	5	11	0	93	7	727	85	238	7	330
17	224	156	350	146	193	391	60	535	3	10	0	114	7	730	109	244	11	364
18	125	151	261	113	116	308	47	383	3	10	0	87	7	537	84	180	3	267
19	235	175	403	165	204	444	69	613	4	5	1	115	6	813	107	242	6	355
20	4	383	181	113	164	271	28	517	1	0	0	18	4	568	6	289	0	285
21	3	310	153	99	164	203	11	440	2	1	0	11	1	466	5	234	0	239
22	63	460	329	127	196	529	62	723	2	3	3	57	2	852	33	320	5	358
23	154	208	337	124	154	421	57	501	6	15	0	109	11	699	93	198	3	294
Total	1,437	6,814	5,421	2,574	3,834	7,264	823	11,552	48	92	19	1,044	94	13,672	839	5,701	64	6,604

FOURTY SEVENTH WARD

DIV	REGISTRATION: RACE			REGISTRATION: GENDER			REGISTRATION - POLITICAL PARTY AFFILIATION					OFFICIAL VOTE: MAYOR			TOTAL VOTES CAST-MAYOR	DIV			
	WHITE	BLACK	OTHER	MEN	WOMEN	UNKNOWN	REPUBLICAN	DEMOCRAT	LIBER TARIAN	GREEN	CONSTITUTIONAL	NON PARTISAN	OTHER	TOTAL			REP. KATZ	DEM. STREET	ALL OTHERS
01	15	381	232	123	76	429	41	546	2	0	1	34	4	628	7	121	0	128	01
02	24	379	320	102	138	483	65	604	1	2	2	43	6	723	11	187	1	209	02
03	18	293	318	84	118	427	60	532	2	2	2	26	5	629	7	153	0	160	03
04	5	168	97	58	59	153	21	239	1	0	0	7	2	270	2	114	0	116	04
05	3	280	145	65	89	264	26	369	0	1	2	8	2	428	4	164	0	168	05
06	9	219	147	71	76	228	28	321	0	0	0	18	8	375	3	118	0	121	06
07	6	215	129	59	73	218	34	304	0	0	0	11	1	350	3	115	0	118	07
08	3	287	138	69	92	267	23	387	3	0	2	8	5	428	2	166	1	169	08
09	3	235	128	63	69	234	27	324	0	0	0	11	4	366	6	106	0	112	09
10	5	225	129	71	83	205	30	318	0	0	0	11	0	359	10	102	1	113	10
11	3	268	140	75	105	231	362	318	0	1	1	7	1	411	13	171	0	184	11
12	3	181	115	44	64	191	26	258	0	1	2	12	0	298	1	79	0	80	12
13	2	253	132	68	111	208	21	358	1	0	0	3	4	387	6	141	2	149	13
14	4	148	74	32	43	151	22	192	1	0	0	8	3	226	4	68	0	72	14
Total	103	3,532	2,244	884	1,206	3,689	463	5,134	12	6	12	207	45	5,879	80	1,827	5	1,912	

FOURTY EIGHTH WARD

DIV	REGISTRATION: RACE		REGISTRATION: GENDER			REGISTRATION - POLITICAL PARTY AFFILIATION							OFFICIAL VOTE: MAYOR			DIV		
	WHITE	BLACK	OTHER	MEN	WOMEN	UNKNOWN	REPUBLICAN	DEMOCRAT	LIBERARIAN	GREEN	CONSTITUTIONAL	NON PARTISAN	OTHER	TOTAL	REP. KATZ		DEM. STREET	ALL OTHERS
01	111	159	198	81	126	258	67	375	2	0	2	13	6	465	63	130	0	183
02	40	324	239	113	157	333	34	543	0	0	0	22	4	603	15	221	0	236
03	7	453	237	101	182	404	34	633	0	0	2	23	5	697	12	320	2	334
04	14	371	234	87	155	377	29	566	0	0	0	21	3	619	6	280	1	287
05	101	175	210	96	117	274	48	412	1	0	1	20	5	487	45	130	1	176
06	32	300	203	90	130	315	37	489	0	0	0	8	1	535	21	244	0	265
07	199	128	137	95	135	234	94	346	0	0	0	19	5	464	123	83	0	206
08	89	271	264	95	157	372	46	553	0	0	1	18	3	624	49	226	1	276
09	53	197	183	70	108	255	49	358	0	0	1	21	4	433	42	138	0	180
10	241	58	133	121	114	197	103	314	0	0	0	12	3	432	148	58	0	206
11	2	184	79	41	62	162	23	233	0	0	0	8	1	265	0	53	0	53
12	222	117	205	123	172	249	90	435	0	0	0	18	1	544	120	125	1	246
13	172	138	217	105	114	308	115	370	2	1	0	34	5	527	102	92	1	195
14	174	58	145	80	110	187	46	285	5	0	1	35	5	377	88	50	0	138
15	186	169	166	102	145	274	84	411	0	0	0	21	4	521	110	134	0	244
16	198	139	161	88	152	288	119	359	0	0	0	15	5	498	100	111	1	212
17	193	153	171	94	155	288	78	417	0	0	0	19	3	517	105	134	1	240
18	57	115	172	52	82	210	64	254	2	0	3	18	2	344	94	78	0	132
19	303	13	124	120	141	179	115	301	1	0	1	26	3	410	205	45	0	243
20	127	52	153	79	93	180	94	333	2	0	2	19	4	332	105	45	0	149
21	5	54	285	91	223	482	72	723	1	0	0	19	4	794	10	952	0	362
22	23	16	148	98	128	121	186	148	1	0	0	11	1	347	165	25	1	191
23	2	295	136	55	99	279	32	384	1	0	1	12	3	433	2	110	0	112
Total	2,762	4,391	4,145	2,080	3,064	6,154	1,568	9,158	19	7	15	431	80	11,298	1,706	3,178	11	4,895

FOURTY NINTH WARD

DIV	REGISTRATION: RACE			REGISTRATION: GENDER			REGISTRATION - POLITICAL PARTY AFFILIATION										OFFICIAL VOTE: MAYOR			DIV
	WHITE	BLACK	OTHER	MEN	WOMEN	UNKNOWN	REPUBLICAN	DEMOCRATIC	LIBERARIAN	GREEN	CONSTITUTIONAL	NON PARTISAN	OTHER	TOTAL	REP. KATZ	DEM. STREET	ALL OTHERS	TOTAL VOTES CAST		
01	36	223	430	90	123	476	78	579	1	0	0	29	2	689	33	235	0	268	01	
02	5	80	71	26	39	91	12	133	0	0	0	8	3	156	3	62	1	66	02	
03	2	11	10	1	8	14	2	19	0	0	0	1	1	23	0	1	0	1	03	
04	12	380	209	108	182	311	37	538	0	0	0	24	2	601	9	260	1	290	04	
05	17	460	277	133	217	404	36	673	3	0	2	28	12	754	10	400	0	410	05	
06	0	11	6	5	5	7	2	15	0	0	0	0	0	17	0	1	0	1	06	
07	15	462	327	184	213	407	50	713	1	0	0	36	4	804	15	389	0	404	07	
08	67	381	272	155	212	353	42	634	2	2	1	31	8	720	30	354	1	385	08	
09	57	399	608	152	255	657	103	867	5	0	1	81	7	1,064	60	387	2	459	09	
10	14	352	237	111	157	335	44	519	2	1	1	32	4	603	9	233	0	242	10	
11	12	334	236	101	135	346	32	491	5	2	3	47	2	582	12	224	0	236	11	
12	10	411	256	124	179	374	35	606	2	2	1	26	5	677	9	311	1	321	12	
13	13	124	168	52	63	212	28	278	1	0	0	20	0	327	10	109	1	120	13	
14	15	371	217	108	146	353	34	535	0	0	2	25	5	601	7	254	2	263	14	
15	11	387	215	114	179	319	30	477	0	0	2	27	1	377	12	261	1	284	15	
16	10	387	215	114	179	319	30	477	0	0	2	27	1	377	12	261	0	284	16	
17	22	447	315	143	191	450	50	692	0	1	1	32	6	784	19	313	0	339	17	
18	74	335	256	124	182	359	42	571	1	1	1	47	2	665	44	262	2	308	18	
19	17	372	259	121	181	346	39	583	0	0	1	22	3	648	15	275	1	281	19	
20	22	438	241	138	207	356	44	619	1	1	1	28	5	701	15	340	0	355	20	
21	106	300	336	128	260	354	63	636	2	1	1	36	3	742	19	209	0	228	21	
22	38	529	333	144	253	503	63	795	0	0	1	35	6	900	24	413	3	440	22	
23	19	394	289	108	213	381	41	618	0	0	0	37	6	702	32	307	0	339	23	
24	38	528	412	157	248	575	50	869	4	1	2	45	7	978	30	384	1	415	24	
25	23	329	210	113	178	271	24	493	0	0	0	42	3	562	16	308	1	325	25	
Total	655	8,453	6,381	2,740	4,188	8,561	1,016	13,549	33	14	23	757	97	15,469	436	6,653	18	7,107		

FIFTIETH WARD

DIV	REGISTRATION: RACE			REGISTRATION: GENDER			REGISTRATION - POLITICAL PARTY AFFILIATION										OFFICIAL VOTE: MAYOR			TOTAL VOTES CAST-MAYOR	DIV
	WHITE	BLACK	OTHER	MEN	WOMEN	UNKNOWN	REPUBLICAN	DEMOCRAT	LIBERARIAN	GREEN	CONSTITUTIONAL	NON PARTISAN	OTHER	TOTAL	REP. KATZ	DEM. STREET	ALL OTHERS				
01	9	357	167	122	190	221	18	486	0	0	0	16	533	12	310	0	322	01			
02	12	477	226	160	269	286	18	666	2	1	0	25	715	20	407	0	427	02			
03	10	432	249	151	242	298	27	628	1	0	0	34	691	21	371	0	392	03			
04	16	420	193	132	225	272	29	579	1	0	0	14	629	18	335	1	354	04			
05	15	394	196	158	223	224	25	557	0	1	0	21	605	21	384	1	406	05			
06	6	353	185	135	210	199	20	483	2	0	0	26	544	17	330	0	347	06			
07	11	491	257	175	251	333	22	706	0	0	0	27	759	11	420	0	431	07			
08	13	433	217	141	214	308	15	618	1	0	0	24	663	15	354	0	369	08			
09	24	411	207	168	232	242	26	581	0	2	0	30	642	16	380	2	398	09			
10	16	387	201	129	219	256	34	536	0	2	1	26	604	21	330	3	354	10			
11	5	308	168	108	177	196	24	445	1	0	0	12	481	6	288	2	276	11			
12	9	396	209	137	219	258	24	558	0	0	0	27	614	17	356	0	373	12			
13	5	400	163	141	196	231	31	511	0	0	0	23	588	9	330	0	339	13			
14	8	335	137	95	178	207	19	443	0	0	0	17	480	15	271	0	286	14			
15	27	387	193	128	218	261	29	552	0	0	2	19	607	26	352	0	378	15			
16	9	500	259	166	240	382	33	696	1	0	0	33	686	13	386	1	400	16			
17	16	339	214	110	198	265	26	573	1	0	0	27	625	23	324	0	349	17			
18	11	424	230	145	248	306	25	575	0	0	0	22	601	23	326	0	345	18			
19	17	417	225	147	206	302	23	608	0	0	0	32	760	21	439	0	450	19			
20	13	504	235	188	271	313	41	683	0	0	0	22	655	12	333	0	345	20			
21	5	488	211	143	253	306	27	650	1	1	0	32	772	37	441	0	478	21			
22	5	350	173	118	200	210	16	480	2	0	0	22	528	19	402	0	421	22			
23	9	410	236	133	220	302	28	589	2	0	0	19	655	6	319	0	325	23			
24	5	350	173	118	200	210	16	480	2	0	0	22	528	19	402	0	421	24			
25	12	333	193	103	165	270	20	485	0	1	0	32	655	18	347	0	365	25			
26	14	408	167	125	232	232	23	539	2	0	0	18	538	8	261	0	269	26			
27	20	448	187	181	242	324	34	600	2	0	0	23	655	7	345	1	353	27			
28	9	471	218	152	222	324	18	651	0	0	0	16	655	21	409	1	431	28			
29	8	461	215	136	234	314	17	642	1	0	0	28	684	11	354	1	366	29			
30	9	361	184	107	187	260	22	509	0	0	0	20	554	9	310	2	321	30			
Total	378	12,408	6,103	4,235	6,638	8,016	736	17,306	21	10	16	720	18,889	488	10,613	15	11,116				

FIFTY FIRST WARD

DIV	REGISTRATION: RACE			REGISTRATION: GENDER			REGISTRATION - POLITICAL PARTY AFFILIATION					OFFICIAL VOTE: MAYOR			TOTAL VOTES CAST-MAYOR	DIV			
	WHITE	BLACK	OTHER	MEN	WOMEN	UNKNOWN	REPUBLICAN	DEMOCRAT	LIBERTARIAN	GREEN	CONSTITUTIONAL	NON PARTISAN	OTHER	TOTAL			REP. KATZ	DEM. STREET	ALL OTHERS
01	7	370	131	112	163	233	34	448	1	0	1	21	2	508	9	250	0	259	01
02	9	262	185	75	127	254	21	408	1	1	0	19	5	456	3	184	0	487	02
03	6	330	197	81	143	309	32	479	2	1	0	16	6	533	6	225	0	531	03
04	3	335	180	100	188	320	16	479	1	0	0	22	0	518	5	258	0	263	04
05	5	317	213	87	128	320	25	479	2	0	0	26	3	535	6	184	0	190	05
06	5	314	247	113	152	353	38	507	1	8	0	59	5	618	18	209	4	231	06
07	4	296	189	68	128	293	20	445	0	0	0	20	4	489	9	208	0	217	07
08	3	356	213	118	162	292	28	520	1	0	1	20	2	572	7	269	1	277	08
09	4	324	194	85	138	289	32	482	0	0	2	15	1	512	2	241	0	243	09
10	5	256	155	74	154	239	42	394	1	0	0	24	6	467	11	200	0	211	10
11	4	285	170	79	136	254	22	419	0	0	1	22	5	469	2	223	0	225	11
12	3	416	176	107	182	308	32	537	1	1	2	18	4	595	7	280	3	290	12
13	6	371	230	106	164	337	29	559	1	0	1	14	3	607	6	280	1	297	13
14	7	372	222	108	159	334	32	574	3	1	0	28	3	601	17	252	0	269	14
15	3	393	225	120	206	285	30	574	0	0	0	14	1	545	5	319	0	324	15
16	7	377	161	96	161	288	24	505	1	0	0	14	1	545	4	300	0	304	16
17	5	379	195	106	159	314	29	525	0	0	2	21	2	579	4	254	0	258	17
18	6	377	197	100	193	287	31	524	2	1	0	18	4	580	3	310	0	258	18
19	1	329	163	90	148	255	13	461	0	0	1	15	3	493	1	236	0	237	19
20	2	320	160	94	160	228	21	441	2	0	1	16	1	482	11	240	0	251	20
21	3	391	158	71	126	255	26	407	1	2	1	14	1	452	5	190	1	196	21
22	4	376	183	66	135	314	30	515	1	0	0	15	4	565	4	240	0	244	22
23	7	413	206	113	162	347	33	507	3	0	0	12	4	438	7	183	0	190	23
24	7	413	209	109	187	365	33	500	5	0	1	28	9	626	8	258	0	291	24
25	10	433	209	109	187	365	26	474	1	0	4	16	2	524	3	246	0	256	25
26	11	365	145	103	161	257	29	474	0	0	3	16	2	451	3	198	0	205	26
27	6	294	151	75	136	239	19	409	2	0	0	20	0	451	7	198	0	205	27
28	4	358	186	99	180	269	33	500	0	0	1	12	2	548	9	271	0	280	28
Total	246	9,600	5,187	2,662	4,395	7,976	766	13,586	33	15	24	554	85	15,033	191	6,807	12	7,010	

FIFTY SECOND WARD

DIV	REGISTRATION: RACE			REGISTRATION: GENDER			REGISTRATION - POLITICAL PARTY AFFILIATION										OFFICIAL VOTE: MAYOR				TOTAL VOTES CAST-MAYOR	DIV
	WHITE	BLACK	OTHER	MEN	WOMEN	UNKNOWN	REPUBLICAN	DEMOCRAT	TARIAN	LIBER	GREEN	CONSTITUTIONAL	NON PARTISAN	OTHER	TOTAL	REP. KATZ	DEM. STREET	ALL OTHERS				
01	7	307	171	83	138	264	19	440	0	0	0	24	2	485	4	192	2	488	01			
02	177	125	230	91	218	223	87	402	1	1	0	45	2	532	112	180	0	288	02			
03	180	88	266	76	146	312	88	340	3	2	0	98	4	534	31	67	0	88	03			
04	105	64	120	48	107	134	46	208	0	0	0	31	4	289	51	78	0	129	04			
05	119	318	255	194	256	242	74	520	0	1	0	88	9	682	48	321	1	370	05			
06	111	160	175	84	146	216	29	387	0	1	0	28	1	446	72	216	0	288	06			
07	391	97	436	127	274	523	191	616	3	1	0	109	4	924	130	147	3	280	07			
08	87	288	278	95	233	325	56	554	1	2	0	36	4	653	31	230	0	261	08			
09	120	202	300	99	210	313	149	420	1	0	1	48	3	622	53	178	0	231	09			
10	201	128	192	101	236	184	49	440	0	0	0	29	3	521	110	206	0	316	10			
11	122	285	241	108	209	331	65	514	0	0	0	61	8	648	58	266	2	326	11			
12	248	224	295	152	278	337	151	577	0	0	1	33	5	767	118	249	1	368	12			
13	35	392	221	141	223	284	29	584	0	1	1	23	0	648	26	338	2	366	13			
14	85	294	195	138	190	246	57	473	1	2	2	36	5	574	56	262	4	322	14			
15	23	502	237	194	243	325	39	685	0	2	0	31	4	762	30	434	0	464	15			
16	69	429	293	177	283	351	46	686	2	2	0	51	4	781	46	358	1	405	16			
17	15	442	215	124	223	325	19	619	0	0	1	30	3	672	12	340	1	353	17			
18	13	427	206	130	213	303	24	589	0	0	0	23	4	620	10	379	2	376	18			
19	3	406	209	147	213	280	12	582	0	0	0	22	4	600	11	363	1	389	19			
20	66	304	198	146	214	288	50	673	2	0	0	37	4	588	44	282	2	328	20			
21	8	370	215	103	174	246	30	540	1	0	1	23	5	687	14	289	0	312	21			
22	5	413	188	133	207	284	25	641	1	0	2	18	2	624	18	387	1	306	22			
23	5	413	189	136	219	255	22	588	2	0	3	25	4	610	16	280	0	282	23			
24	8	483	221	139	208	374	17	675	0	0	1	23	5	721	13	425	1	439	24			
25	7	468	222	143	244	311	26	641	0	0	0	25	6	688	11	389	0	413	25			
26	8	484	222	163	254	307	35	662	1	0	3	16	7	724	11	406	0	401	26			
27	8	484	222	163	254	307	35	662	1	0	3	16	7	724	11	406	0	401	27			
28	150	118	189	80	163	214	63	343	2	0	0	46	3	457	62	125	1	188	28			
Total	2,377	8,748	6,384	3,482	5,904	8,123	1,513	14,748	21	12	19	1,090	106	17,509	1,203	7,761	26	8,990				

FIFTY THIRD WARD

DIV	REGISTRATION: RACE			REGISTRATION: GENDER			REGISTRATION - POLITICAL PARTY - AFFILIATION					OFFICIAL VOTE: MAYOR				DIV		
	WHITE	BLACK	OTHER	MEN	WOMEN	UNKNOWN	REPUBLICAN	DEMOCRAT	LIBER TARIAN	GREEN	CONSTITUTIONAL	NON PARTISAN	OTHER	TOTAL	REP. KATZ		DEM. STREET	ALL OTHERS
01	252	82	286	116	151	353	85	503	0	0	0	30	2	620	163	128	1	282
02	227	96	227	93	171	288	102	419	2	0	2	24	3	532	166	108	0	234
03	235	53	243	103	157	271	104	388	2	0	1	33	0	558	156	104	2	262
04	233	88	246	98	159	286	135	423	0	0	0	46	0	581	175	103	0	275
05	234	85	259	104	164	281	145	439	1	0	1	28	2	591	125	103	0	228
06	236	62	221	100	164	281	97	384	0	2	1	28	2	579	130	102	0	232
07	182	52	215	100	120	229	97	320	2	0	1	27	2	449	122	79	1	202
08	192	54	175	89	116	216	133	264	1	0	0	21	2	421	110	69	0	179
09	173	49	188	75	108	227	82	300	3	0	0	23	2	410	114	73	0	187
10	190	45	193	96	124	208	77	321	1	0	0	27	2	428	127	64	1	192
11	208	32	174	110	136	168	93	290	2	0	0	27	2	414	153	70	2	225
12	314	46	231	137	182	272	190	353	3	0	1	44	0	591	244	66	1	311
13	249	42	257	106	140	302	119	398	3	0	0	25	3	548	166	84	1	251
14	228	36	195	112	135	212	113	322	1	1	1	18	3	459	194	65	0	259
15	274	17	281	157	207	208	298	255	3	0	0	16	0	572	267	77	3	347
16	305	22	175	135	172	195	72	405	4	0	0	19	2	502	230	61	0	281
17	300	21	207	126	162	240	146	359	0	2	0	17	4	528	232	66	0	298
18	345	42	197	152	181	251	164	388	2	1	0	28	1	584	220	89	0	309
19	312	44	197	144	183	216	117	408	1	0	0	24	3	553	207	104	1	312
20	345	16	232	148	182	263	215	343	2	0	0	26	6	583	274	46	3	323
21	423	24	270	177	207	333	361	313	2	0	4	31	2	717	363	62	2	427
22	277	36	202	130	170	215	133	348	2	1	0	31	2	515	234	95	1	320
23	183	36	201	89	122	209	73	324	5	0	2	15	1	420	86	70	0	157
Total	5,837	1,076	5,052	2,725	3,617	5,723	3,115	8,234	42	7	15	601	51	12,065	4,313	1,911	20	6,244

Absentee and Military

FIFTY FOURTH WARD

DIV	REGISTRATION: RACE			REGISTRATION: GENDER			REGISTRATION - POLITICAL PARTY AFFILIATION							OFFICIAL VOTE: MAYOR			DIV																
	WHITE	BLACK	OTHER	MEN	WOMEN	UNKNOWN	REPUBLICAN	DEMOCRAT	LIBERARIAN	GREEN	CONSTITUTIONAL	NON PARTISAN	OTHER	TOTAL	REP. KATZ	DEM. STREET		ALL OTHERS	TOTAL VOTES CAST-MAYOR														
01	169	74	199	99	114	229	78	329	1	1	0	31	2	442	111	86	0	197	01														
02	202	89	228	101	149	269	75	414	1	1	2	21	5	519	109	90	0	199	02														
03	215	69	179	83	150	230	69	354	1	1	1	34	3	463	119	80	1	200	03														
04	214	53	195	101	146	215	78	356	1	0	0	27	0	462	113	89	0	202	04														
05	208	54	210	103	143	226	75	368	2	5	0	19	3	472	142	75	3	220	05														
06	168	38	219	108	111	226	68	320	3	0	1	32	1	445	88	81	0	169	06														
07	247	39	200	110	141	235	80	376	1	0	0	26	3	486	159	69	0	228	07														
08	284	22	169	126	152	187	94	348	4	0	1	28	0	475	146	57	0	203	08														
09	276	54	218	110	180	298	109	400	1	1	1	34	2	548	181	69	3	252	09														
10	272	30	205	120	172	215	136	340	2	0	0	29	1	507	220	74	1	285	10														
11	208	31	171	99	151	180	64	327	0	1	1	17	0	410	136	70	0	216	11														
12	236	45	228	108	148	256	177	399	0	0	2	28	3	459	143	70	0	213	12														
13	213	45	214	111	123	236	164	328	1	0	0	23	0	394	152	78	1	202	13														
14	247	16	131	80	137	182	64	302	2	0	0	15	1	362	152	38	0	185	14														
15	248	35	173	106	118	228	81	252	0	0	2	25	1	452	153	32	0	213	15														
16	219	26	150	107	131	167	83	285	1	0	0	15	1	395	129	57	2	188	16														
17	216	41	178	97	113	225	100	300	1	0	1	29	4	435	148	58	0	206	17														
18	258	13	128	84	136	169	64	313	0	0	0	22	0	399	164	54	0	218	18														
19	268	16	198	113	158	211	81	375	0	0	0	21	5	482	167	48	1	216	19														
20	324	17	169	140	187	183	74	412	0	0	1	23	0	510	216	60	1	277	20														
21	297	17	177	108	162	223	81	388	0	0	0	20	2	491	160	78	1	239	21														
22																				22													
Total														5,236	838	4,056	2,324	3,134	4,672	1,658	7,631	23	14	14	551	38	10,130	3,333	1,481	14	4,828		
														Absentee and Military		60	10	60	10	60	10	60	10	60	10	60	10	60	10	60	10	60	70

FIFTY FIFTH WARD

DIV	REGISTRATION: RACE			REGISTRATION: GENDER			REGISTRATION - POLITICAL PARTY AFFILIATION					OFFICIAL VOTE: MAYOR			TOTAL VOTES CAST	DIV		
	WHITE	BLACK	OTHER	MALE	FEMALE	UNKNOWN	DEMOCRAT	REPUBLICAN	LIBERARIAN	GREEN	CONSTITUTIONAL	NON PARTISAN	OTHER	TOTAL			REP. KATZ	DEM. STREET
01	360	13	202	133	157	285	255	303	1	2	0	14	2	575	257	55	2	314
02	455	31	265	170	202	379	346	370	1	2	0	24	7	751	307	59	1	367
03	397	11	217	150	147	328	277	320	4	0	1	21	2	625	303	44	0	347
04	336	11	256	108	149	346	253	320	1	0	1	22	6	603	257	53	0	310
05	361	10	253	121	167	336	300	281	1	1	0	29	2	624	288	52	0	340
06	419	4	206	113	143	373	355	253	0	0	0	20	1	629	319	33	1	353
07	411	7	248	150	176	340	313	333	1	0	0	18	1	666	349	38	2	389
08	299	3	254	112	134	310	293	249	0	0	0	12	2	556	298	33	0	331
09	278	10	162	88	136	226	225	199	0	1	0	23	2	450	218	34	0	252
10	289	20	240	105	135	309	237	279	1	0	0	28	4	549	210	44	1	285
11	393	6	242	142	173	326	325	288	2	1	1	23	1	641	321	45	0	366
12	331	2	219	167	143	342	346	239	1	1	1	22	2	612	253	27	2	382
13	326	7	273	162	179	321	302	231	0	0	0	16	2	521	251	59	0	316
14	371	1	273	152	179	321	315	306	0	0	0	11	2	683	348	47	0	341
15	401	1	293	144	191	358	372	387	1	0	1	20	0	642	333	43	2	395
16	380	5	247	150	205	287	322	297	1	0	0	22	0	642	312	34	2	378
17	387	4	220	157	177	277	323	264	1	0	0	20	3	611	312	34	2	348
18	337	9	217	136	154	273	285	253	2	0	0	23	0	563	305	42	1	338
19	326	0	205	121	143	267	307	211	0	1	0	11	1	531	274	44	0	318
20	334	5	246	135	152	298	291	279	2	0	0	13	0	585	295	40	0	335
21	379	9	238	131	166	329	314	288	0	0	0	22	2	626	336	31	2	369
22	297	3	224	91	110	323	267	236	3	1	0	15	2	524	265	30	2	297
23	253	4	192	105	117	227	253	170	2	0	0	22	2	449	206	27	1	234
24	416	4	234	162	186	306	385	246	0	1	0	20	2	654	384	31	2	417
25	387	22	261	137	172	361	299	355	1	0	1	12	2	670	265	80	1	346
26	372	8	253	127	168	338	324	284	0	1	0	12	2	633	298	43	0	341
27	300	6	165	122	117	232	211	228	1	1	0	25	4	511	192	29	0	224
28	334	0	177	117	146	248	251	244	0	0	1	15	0	511	249	29	0	278
29	422	6	236	156	192	316	347	288	0	0	0	15	4	664	382	38	0	420
Total	10,320	223	6,748	3,770	4,578	8,943	8,694	8,039	29	11	9	550	59	17,291	8,781	1,227	26	10,034

FIFTY SIXTH WARD

DIV	REGISTRATION: RACE			REGISTRATION: GENDER			REGISTRATION - POLITICAL PARTY AFFILIATION					OFFICIAL VOTE: MAYOR				TOTAL VOTES CAST-MAYOR	DIV		
	WHITE	BLACK	OTHER	MEN	WOMEN	UNKNOWN	REPUBLICAN	DEMOCRAT	LIBERARIAN	GREEN	CONSTITUTIONAL	NON PARTISAN	OTHER	TOTAL	REP. KATZ			DEM. STREET	ALL OTHERS
01	376	15	208	138	214	247	117	459	0	0	1	18	3	589	222	78	3	303	01
02	314	11	145	136	167	167	151	287	4	0	0	16	2	470	225	52	0	277	02
03	239	8	149	91	130	175	116	250	1	0	0	28	1	386	174	38	0	212	03
04	243	19	171	113	139	181	147	254	2	0	0	28	2	433	173	38	0	211	04
05	206	11	138	81	113	161	82	249	2	0	1	17	4	355	159	21	0	180	05
06	472	10	230	174	248	290	229	452	1	1	1	25	3	712	365	69	0	434	06
07	478	11	197	205	209	272	255	380	2	0	3	43	3	686	322	64	2	388	07
08	554	5	248	226	255	326	338	422	6	1	1	33	5	807	403	65	0	473	08
09	373	12	192	147	194	236	217	325	2	0	0	33	0	577	283	40	2	335	09
10	311	2	150	141	164	158	169	268	1	0	1	21	3	463	250	31	0	281	10
11	271	6	147	97	133	194	154	242	2	0	0	21	3	424	164	49	0	213	11
12	341	10	198	150	158	241	178	335	2	0	0	28	2	590	290	52	0	383	12
13	306	5	213	110	194	220	108	377	3	0	0	23	2	524	211	52	0	265	13
14	291	6	181	144	148	175	135	314	2	0	0	23	2	448	198	50	0	248	14
15	209	0	150	111	146	175	131	214	2	0	0	21	1	429	205	44	1	250	15
16	314	12	191	118	163	215	132	347	1	0	0	27	2	489	223	43	4	270	16
17	282	12	150	111	140	193	145	320	6	3	0	35	1	517	232	52	1	285	17
18	383	10	256	176	218	255	202	399	3	0	0	46	2	648	316	61	2	379	18
19	241	6	163	115	124	171	97	292	0	0	0	18	0	410	182	43	0	225	19
20	316	14	229	129	177	253	103	408	3	0	0	44	1	559	227	38	0	265	20
21	483	5	245	98	180	455	92	611	1	0	0	27	2	733	368	65	0	433	21
22	395	9	203	140	202	265	142	427	1	1	0	33	3	607	273	64	0	337	22
23	326	8	165	133	171	215	94	401	0	0	0	24	0	519	247	56	0	303	23
24	281	7	305	190	239	164	75	488	2	1	0	17	0	593	242	93	2	337	24
25	355	17	166	161	190	187	117	391	3	0	0	26	1	538	247	63	0	310	25
26	275	8	132	112	134	167	83	316	1	0	0	12	1	413	210	34	2	246	26
27	275	3	153	100	117	194	74	302	3	1	0	25	6	411	164	38	1	223	27
28	255	6	266	131	242	349	81	602	0	0	2	36	1	722	363	63	0	426	28
29	450	6	319	143	174	495	192	487	7	0	1	110	5	812	252	74	2	328	29
30	438	55	319	143	174	495	192	487	7	0	1	110	5	812	252	74	2	328	30
31	444	7	240	161	228	304	178	479	1	0	4	27	2	691	318	61	0	379	31
32	268	7	158	122	143	188	165	242	0	0	0	19	6	433	244	37	1	282	32
33	313	15	145	127	176	170	179	280	2	0	0	29	3	473	246	91	0	236	33
34	233	95	215	105	193	245	76	414	2	1	0	29	3	473	246	91	0	236	34
35	235	61	201	96	123	278	119	335	2	0	1	36	5	497	138	57	2	195	35
36	273	14	130	104	137	176	86	333	0	0	0	20	2	459	205	47	1	253	36
37	250	27	162	106	159	186	109	369	1	0	0	20	0	489	193	60	0	253	37
38	302	41	246	129	189	324	135	454	0	0	3	45	7	644	245	45	0	290	38
39	274	21	153	111	152	183	103	321	4	0	1	16	2	446	183	57	1	241	39
40	274	21	153	111	152	183	103	321	4	0	1	16	2	446	183	57	1	241	40
41	366	68	309	160	189	434	178	521	4	2	1	74	3	783	247	85	1	333	41
Total	13,551	681	7,961	5,341	7,140	9,692	5,672	15,049	77	16	22	1,231	108	22,173	9,999	2,243	30	12,272	

FIFTY SEVENTH WARD

DIV	REGISTRATION: RACE			REGISTRATION: GENDER			REGISTRATION - POLITICAL PARTY AFFILIATION										OFFICIAL VOTE: MAYOR			TOTAL VOTES CAST-MAYOR	DIV
	WHITE	BLACK	OTHER	MEN	WOMEN	UNKNOWN	DEMOCRAT	REPUBLICAN	LIBERARIAN	GREEN	CONSTITUTIONAL	NON PARTISAN	OTHER	TOTAL	REP. KATZ	DEM. STREET	ALL OTHERS				
01	406	4	173	148	167	268	241	305	4	2	0	30	1	583	325	31	0	266	01		
02	464	32	282	178	216	384	309	418	5	0	0	52	4	788	340	85	1	266	02		
03	380	18	262	149	199	312	271	356	4	2	0	26	1	660	309	43	1	266	03		
04	285	17	193	124	176	195	159	308	2	1	0	24	1	495	225	54	0	279	04		
05	280	9	141	120	153	187	194	217	1	0	0	18	0	430	214	29	0	243	05		
06	502	86	335	199	315	409	171	687	5	1	1	43	5	923	343	111	1	455	06		
07	323	120	244	142	227	318	107	532	1	0	0	42	5	670	157	57	0	273	07		
08	379	17	274	184	203	283	202	420	0	0	1	42	5	670	312	57	4	373	08		
09	285	22	168	139	130	206	145	306	3	0	3	17	1	475	214	51	1	266	09		
10	422	23	210	164	164	327	235	374	1	0	0	42	3	655	268	68	0	336	10		
11	415	5	222	150	191	301	281	326	3	1	2	26	3	642	348	53	0	401	11		
12	455	7	188	189	233	240	304	303	1	1	1	37	4	651	332	48	2	382	12		
13	463	1	198	189	233	240	365	279	0	0	0	18	0	662	433	35	1	469	13		
14	401	3	214	163	219	236	277	313	2	1	1	22	2	618	367	38	1	406	14		
15	392	34	224	163	179	308	231	379	1	2	2	35	2	650	312	75	0	387	15		
16	349	1	167	145	162	210	201	289	1	2	0	21	3	517	278	23	0	301	16		
17	360	6	184	136	181	233	246	279	5	0	0	24	1	550	289	29	0	318	17		
18	359	40	206	130	192	283	215	359	5	0	0	21	5	605	276	50	0	326	18		
19	325	7	159	123	141	227	151	313	4	1	0	18	4	481	249	42	1	292	19		
20	307	7	188	129	158	215	176	295	3	0	0	27	1	502	236	53	1	290	20		
21	301	8	139	132	142	174	162	259	1	0	0	26	0	448	232	43	0	275	21		
22	326	8	120	130	159	156	182	250	0	0	0	14	1	447	280	24	1	315	22		
23	392	8	200	173	194	233	192	384	2	2	0	19	1	600	286	39	1	356	23		
24	371	30	160	166	185	174	151	268	2	0	0	17	2	475	251	40	1	242	24		
25	321	40	177	133	157	168	151	208	0	0	0	31	1	471	250	47	0	293	25		
26	256	57	186	103	126	262	144	308	3	0	0	36	2	501	168	84	1	255	26		
27	278	183	402	134	178	549	163	620	5	2	2	65	4	861	109	143	1	253	27		
28	285	14	150	102	125	222	155	268	0	0	0	23	3	449	243	49	0	292	28		
Total	9,986	776	5,749	4,061	5,020	7,432	5,821	9,720	59	17	14	816	66	16,513	7,773	1,606	22	9,401			

FIFTY EIGHTH WARD

DIV	REGISTRATION: RACE			REGISTRATION: GENDER		REGISTRATION - POLITICAL PARTY AFFILIATION					OFFICIAL VOTE: MAYOR			TOTAL VOTES CAST-MAYOR	DIV															
	WHITE	BLACK	OTHER	MEN	WOMEN	UNKNOWN	REPUBLICAN	DEMOCRAT	LIBER TARIAN	GREEN	CONSTITU TIONAL	NON PARTISAN	OTHER			TOTAL	REP KATZ	DEM STREET	ALL OTHERS											
01	323	10	189	124	163	235	132	345	2	1	0	39	3	522	203	44	1	248	01											
02	212	37	272	174	92	285	107	311	1	1	0	0	2	461	88	49	1	138	02											
03	441	5	360	171	236	420	252	509	2	0	0	56	5	827	319	77	0	386	03											
04	461	5	430	202	235	475	325	490	2	0	0	62	1	1110	110	517	1	461	04											
05	509	82	439	207	286	515	365	531	6	0	1	26	4	1538	287	19	0	486	05											
06	366	4	169	127	186	331	262	261	0	0	0	16	1	481	267	46	0	309	06											
07	307	8	176	128	147	216	182	280	2	0	0	17	1	481	267	46	0	309	07											
08	497	38	356	201	229	461	242	564	2	0	1	71	4	881	339	71	0	410	08											
09	419	3	182	174	222	208	279	299	1	0	0	23	2	604	335	38	1	374	09											
10	466	4	269	168	238	333	230	465	1	0	0	35	8	739	364	48	0	412	10											
11	382	15	225	153	172	297	277	294	1	0	1	45	4	622	299	23	1	323	11											
12	356	13	257	144	183	299	160	400	1	1	2	58	4	626	253	58	2	313	12											
13	333	10	191	169	185	180	226	275	0	1	0	28	4	534	289	52	0	341	13											
14	349	3	160	134	150	228	210	284	2	1	0	13	2	512	272	56	3	331	14											
15	188	9	164	82	80	199	81	234	2	0	0	42	2	361	119	40	1	160	15											
16	363	5	187	154	179	222	244	281	3	0	0	25	2	555	323	54	0	377	16											
17	356	7	286	193	202	254	189	424	3	0	0	32	1	649	357	47	1	405	17											
18	343	42	290	112	144	419	157	443	4	0	0	67	4	675	174	64	3	241	18											
19	513	6	305	210	260	354	303	473	4	0	0	39	5	824	413	52	0	465	19											
20	402	35	303	147	209	384	279	398	4	1	0	55	3	740	205	51	1	257	20											
21	455	15	181	178	180	283	351	250	3	1	1	40	5	651	332	44	2	378	21											
22	312	4	190	132	155	219	239	246	0	0	0	20	1	506	282	36	1	329	22											
23	459	10	238	203	231	273	326	339	2	0	0	38	2	707	379	68	0	447	23											
24	318	79	207	167	139	278	221	341	2	2	1	35	2	604	227	39	0	266	24											
25	342	4	245	180	106	285	191	385	4	0	0	38	3	621	236	78	3	337	25											
26	364	32	245	186	143	348	210	380	2	0	0	48	1	687	258	62	0	391	26											
27	360	5	194	116	163	316	177	356	4	0	1	35	4	522	259	38	2	278	27											
28	340	5	177	138	163	221	220	264	4	0	1	56	3	897	431	67	0	299	28											
29	506	13	288	227	266	404	337	496	4	0	0	56	3	897	431	67	0	498	29											
30	408	4	181	157	189	247	260	301	3	0	0	56	3	897	431	67	0	498	30											
31	455	62	353	170	270	430	279	524	3	0	0	60	4	870	309	88	0	407	31											
32	243	4	128	97	106	172	98	238	0	0	0	33	4	375	146	29	0	175	32											
33	331	14	216	91	101	369	153	345	2	0	1	55	6	561	166	48	1	215	33											
34	425	5	198	165	192	271	164	421	2	0	2	36	2	628	325	63	1	389	34											
35	715	4	443	213	322	627	336	752	5	1	3	59	6	1,162	591	95	0	686	35											
36	185	5	169	57	79	223	97	225	1	0	0	30	4	359	118	24	0	142	36											
37	492	3	254	209	230	310	261	444	3	1	0	38	2	749	392	65	0	457	37											
38	301	6	173	84	103	283	124	295	2	0	1	54	4	480	171	51	0	222	38											
39	387	5	180	186	215	171	304	250	0	0	1	16	1	572	349	54	1	404	39											
40	330	11	225	114	138	314	144	366	5	0	1	47	3	566	258	51	0	309	40											
41	532	15	274	258	261	322	405	386	0	0	2	25	1	539	282	47	0	556	41											
42	386	7	146	143	174	222	223	288	0	0	2	27	2	476	233	26	1	260	42											
43	311	8	157	124	147	205	158	286	2	0	0	29	3	1,003	205	91	0	496	43											
44	719	2	282	162	366	475	291	679	1	0	0	29	3	1,003	205	91	0	496	44											
Total 17,495													712	10,281	6,796	8,330	13,362	10,182	16,296	90	17	25	1,737	141	28,488	13,184	2,477	34	15,695	

FIFTY NINETH WARD

DIV	REGISTRATION: RACE			REGISTRATION: GENDER			REGISTRATION - POLITICAL PARTY AFFILIATION					OFFICIAL VOTE: MAYOR			TOTAL VOTES CAST-MAYOR	DIV			
	WHITE	BLACK	OTHER	MEN	WOMEN	UNKNOWN	REPUBLICAN	DEMOCRAT	LIBERARIAN	GREEN	CONSTITUTIONAL	NON PARTISAN	OTHER	TOTAL			REP. KATZ	DEM. STREET	ALL OTHERS
01	8	339	226	86	142	345	30	522	0	0	0	19	2	573	9	229	0	238	01
02	17	382	209	125	196	287	19	563	2	0	0	20	4	608	13	314	1	328	02
03	2	388	218	99	176	333	26	556	0	0	0	22	4	608	2	296	0	288	03
04	50	442	264	176	251	329	25	683	2	0	0	43	3	756	29	405	2	436	04
05	4	445	222	135	216	320	20	617	2	0	0	30	2	671	14	341	0	355	05
06	9	316	178	79	125	299	26	456	0	0	1	16	4	503	5	198	0	203	06
07	10	301	244	88	143	324	32	491	2	0	2	26	2	555	8	222	0	230	07
08	16	314	204	88	165	281	27	480	0	0	0	24	3	534	12	243	0	255	08
09	12	286	241	76	116	347	18	502	0	0	0	16	3	534	3	178	0	181	09
10	11	591	332	165	245	524	52	847	1	0	1	28	5	934	9	407	3	419	10
11	4	315	157	92	189	195	22	430	2	1	1	14	6	476	2	274	1	277	11
12	14	303	167	116	151	337	27	427	3	1	2	19	5	464	10	241	1	252	12
13	5	306	173	112	182	238	28	442	2	0	0	26	2	600	16	264	1	281	13
14	4	306	173	82	152	238	29	442	0	0	0	17	3	486	17	244	0	276	14
15	20	317	249	118	170	397	46	604	1	0	0	31	4	685	27	344	2	276	15
16	31	365	289	118	170	397	46	604	1	1	0	31	4	685	15	233	2	250	16
17	148	391	369	187	243	478	80	764	6	1	0	53	4	908	71	341	5	417	17
18	126	254	268	84	213	351	62	541	0	1	0	40	4	648	48	213	3	264	18
19	132	275	310	132	192	393	42	601	4	6	0	56	8	717	60	251	3	314	19
20	83	181	222	59	120	307	51	367	1	0	2	60	5	466	24	132	0	156	20
21	92	240	281	108	148	357	41	500	1	0	2	66	3	613	52	188	3	243	21
22	147	216	217	128	179	273	32	477	4	3	0	58	6	590	75	208	3	286	22
23	17	294	191	106	160	236	23	454	0	0	22	2	3	502	17	278	0	285	23
24	26	228	145	66	130	203	22	356	1	0	1	16	3	389	23	185	0	208	24
25	88	249	283	109	212	299	47	516	2	0	0	51	4	620	30	263	1	284	25
Total	1,076	8,133	5,874	2,704	4,331	8,048	868	13,266	37	14	12	791	95	15,083	565	6,420	31	7,036	
													Absentee and Military		9	48	0	57	

SIXTIETH WARD

DIV	REGISTRATION: RACE			REGISTRATION: GENDER			REGISTRATION - POLITICAL PARTY AFFILIATION							OFFICIAL VOTE: MAYOR			DIV	
	WHITE	BLACK	OTHER	MEN	WOMEN	UNKNOWN	REPUBLICAN	DEMOCRAT	LIBERARIAN	GREEN	CONSTITUTIONAL	NON PARTISAN	OTHER	TOTAL	REP. KATZ	DEM. STREET		ALL OTHERS
01	0	186	141	51	184	180	20	300	0	0	0	10	5	335	8	130	0	138
02	14	325	229	101	168	184	35	513	0	0	1	24	5	588	10	251	1	262
03	5	312	181	90	143	214	30	413	2	0	0	14	2	518	7	205	0	519
04	3	312	205	102	137	279	28	463	1	0	0	26	4	518	7	205	0	519
05	4	408	247	114	177	368	34	588	1	0	2	30	4	659	2	296	0	298
06	6	353	190	114	148	287	33	490	0	0	1	21	4	549	5	248	0	253
07	3	312	187	90	157	255	25	453	0	0	1	21	2	502	4	238	1	243
08	12	281	140	90	124	219	21	393	0	1	1	14	3	433	14	176	0	190
09	38	379	274	158	202	331	39	613	0	0	0	31	7	691	25	301	0	326
10	2	309	122	78	139	216	16	406	0	0	0	7	4	433	2	233	0	235
11	2	445	218	140	230	295	23	612	0	0	1	28	1	665	11	331	1	343
12	1	293	162	88	118	250	35	393	0	1	0	21	6	456	6	201	0	207
13	6	266	164	88	135	213	19	387	1	0	1	22	6	436	4	214	0	218
14	12	363	190	97	184	284	23	522	0	0	0	19	3	565	3	260	0	263
15	5	374	172	112	177	262	22	484	0	0	2	32	3	551	11	262	1	274
16	4	392	220	129	179	308	39	554	3	1	2	14	3	616	8	277	0	285
17	7	434	220	143	221	297	38	607	0	0	0	15	1	661	7	303	0	310
18	7	359	193	105	172	282	25	505	0	0	1	25	3	559	7	279	0	286
19	1	351	204	93	168	295	21	506	0	0	1	22	6	586	3	262	0	265
20	3	396	186	111	194	280	32	537	1	0	0	14	1	585	4	336	1	341
21	6	261	137	67	135	202	38	353	0	0	0	11	2	404	5	209	0	214
22	6	281	174	83	138	240	22	425	0	0	0	13	1	461	6	246	0	252
23	13	365	236	98	155	361	39	534	2	2	1	33	3	614	9	241	2	252
Total	168	7,795	4,392	2,345	3,704	6,306	667	11,118	11	6	13	465	75	12,355	167	5,785	7	5,959

SIXTY FIRST WARD

DIV	REGISTRATION: RACE			REGISTRATION: GENDER		REGISTRATION - POLITICAL PARTY AFFILIATION				REGISTRATION - POLITICAL PARTY AFFILIATION			OFFICIAL VOTE: MAYOR			TOTAL VOTES CAST-MAYOR	DIV	
	WHITE	BLACK	OTHER	MEN	WOMEN	UNKNOWN	REPUBLICAN	DEMOCRAT	LIBERARIAN	GREEN	CONSTITUTIONAL	NON PARTISAN	OTHER	TOTAL	REP. KATZ			DEM. STREET
01	55	184	268	84	138	286	60	417	2	0	26	3	508	38	169	0	207	01
02	54	217	280	99	118	324	55	446	1	1	43	3	591	30	211	2	243	02
03	88	131	312	400	132	299	94	393	1	2	36	5	531	63	150	1	213	03
04	83	145	302	89	117	324	74	413	2	0	34	5	530	57	148	1	206	04
05	112	95	219	115	138	173	51	346	0	0	28	1	426	63	140	0	203	05
06	124	298	333	134	184	437	83	621	1	2	44	4	755	96	305	2	403	06
07	121	234	285	121	162	357	94	503	1	1	36	4	640	76	228	2	306	07
08	85	184	244	93	119	300	62	417	3	0	28	2	512	58	161	0	219	08
09	65	195	244	76	127	301	59	404	5	1	46	1	564	29	184	0	213	09
10	93	158	309	90	160	310	77	435	0	0	46	1	560	70	152	0	222	10
11	61	188	240	80	119	290	51	397	1	0	35	5	489	50	163	0	213	11
12	13	357	275	79	166	400	40	540	2	1	52	7	645	9	218	0	227	12
13	59	200	271	71	121	338	62	440	1	0	22	3	530	33	163	0	196	13
14	91	180	259	99	148	283	68	430	1	0	30	1	530	40	175	1	216	14
15	74	162	226	62	120	280	71	353	2	0	31	3	462	55	143	2	200	15
16	90	145	218	77	125	251	72	359	0	1	20	0	453	64	167	0	231	16
17	128	137	210	101	136	238	105	344	2	0	22	2	475	107	162	0	269	17
18	89	213	288	105	153	332	89	448	1	0	45	6	590	79	198	0	277	18
19	76	150	225	87	117	248	78	340	2	0	28	3	452	46	165	0	211	19
20	59	192	177	84	151	193	23	382	0	1	21	1	428	39	234	1	274	20
21	40	395	273	124	204	380	48	612	2	1	42	2	708	49	305	1	355	21
22	76	213	307	113	190	293	63	484	0	1	35	2	596	46	174	0	220	22
23	117	181	271	144	172	253	55	458	1	0	44	9	589	88	219	4	311	23
24	89	158	226	102	139	279	56	279	2	1	21	2	381	94	127	0	161	24
25	99	186	266	106	143	285	70	391	0	1	26	4	490	73	207	3	276	25
26	107	188	166	98	161	233	72	391	0	2	24	1	492	49	174	0	274	26
27	97	209	231	109	195	233	42	466	0	1	24	3	437	49	232	0	281	27
28	42	255	174	80	146	246	27	422	0	0	19	3	472	35	248	0	283	28
Total	2,286	5,462	7,038	2,716	4,043	8,027	1,791	11,941	35	13	893	88	14,786	1,603	5,408	20	7,031	

SIXTY SECOND WARD

DIV	REGISTRATION: RACE			REGISTRATION: GENDER			REGISTRATION - POLITICAL PARTY AFFILIATION							OFFICIAL VOTE: MAYOR				DIV		
	WHITE	BLACK	OTHER	MEN	WOMEN	UNKNOWN	REPUBLICAN	DEMOCRAT	TARIAN	LIBER	GREEN	CONSTITU	NON	PARTISAN	OTHER	TOTAL	REP. KATZ		DEM. STREET	ALL OTHERS
01	248	119	394	153	173	435	142	582	2	0	0	3	30	25	2	761	144	146	1	291
02	220	134	238	107	140	345	113	451	1	0	0	0	0	25	2	592	94	107	0	201
03	260	38	173	101	162	208	90	356	0	0	0	0	23	23	2	471	132	67	1	200
04	193	193	296	100	171	411	104	541	1	0	0	3	26	26	7	682	83	184	1	268
05	249	46	227	89	141	292	166	333	1	0	0	2	19	19	1	522	154	62	1	217
06	216	183	353	145	161	446	162	543	1	0	0	1	41	41	4	752	128	126	1	255
07	268	76	327	123	172	376	79	568	3	0	0	0	18	18	3	671	148	135	1	284
08	208	111	303	116	170	336	132	461	1	1	1	3	22	22	2	622	129	149	0	278
09	180	167	293	136	129	375	166	439	1	0	0	2	25	25	7	640	82	103	1	186
10	195	65	247	115	139	253	78	398	1	2	1	2	24	24	3	507	122	95	1	218
11	252	98	354	147	188	389	171	499	2	0	0	2	30	30	0	704	160	138	0	298
12	235	63	252	123	163	284	115	436	2	0	0	1	16	16	0	570	160	92	1	253
13	246	114	352	141	183	388	165	511	1	1	1	2	27	27	4	612	149	148	1	284
14	243	108	284	132	161	282	169	307	1	0	0	1	19	19	2	586	203	98	1	289
15	253	66	271	114	165	324	143	426	1	1	1	0	20	20	3	603	153	109	0	309
16	262	38	274	146	179	328	134	500	1	0	0	0	18	18	2	653	234	84	2	320
17	204	21	219	123	136	275	154	360	2	0	0	0	16	16	2	534	182	68	3	253
18	295	24	224	120	143	280	173	344	1	0	0	1	22	22	2	543	188	55	1	244
19	285	30	305	118	157	321	94	480	2	1	0	0	17	17	4	596	211	91	2	304
20	261	10	170	105	154	204	180	271	0	0	0	1	7	7	4	463	166	49	0	215
21	283	27	253	148	219	276	116	511	1	0	0	0	14	14	1	643	238	118	1	357
22	363	21	178	115	157	201	124	313	1	0	0	0	11	11	4	473	177	60	0	237
23	274	18	229	140	174	243	166	361	1	0	0	1	21	21	7	557	202	60	3	265
24	310	12	203	144	171	256	200	358	0	0	0	0	13	13	0	571	269	65	0	334
25	356	12	246	125	158	312	165	408	0	0	0	0	19	19	2	595	203	79	0	282
26	318	31	246	125	158	312	165	408	0	0	0	0	19	19	2	595	203	79	0	282
Total	8,668	1,862	6,908	3,265	4,269	8,104	3,564	11,369	32	7	24	572	572	70	15,638	4,341	2,668	25	7,034	

SIXTY THIRD WARD

DIV	REGISTRATION: RACE			REGISTRATION: GENDER			REGISTRATION - POLITICAL PARTY AFFILIATION				OFFICIAL VOTE: MAYOR				DIV				
	WHITE	BLACK	OTHER	MEN	WOMEN	UNKNOWN	REPUBLICAN	DEMOCRAT	LIBERARIAN	GREEN	CONSTITUTIONAL	NON PARTISAN	OTHER	TOTAL		REP. KATZ	DEM. STREET	ALL OTHERS	TOTAL VOTES CAST-MAYOR
01	420	7	218	164	199	262	339	253	1	0	0	45	7	645	325	58	1	384	01
02	375	1	182	157	161	220	292	238	2	0	3	23	0	588	325	48	0	373	02
03	478	3	279	180	240	340	366	320	7	0	4	42	1	760	414	49	2	465	03
04	366	10	306	171	191	320	332	207	2	1	1	23	1	662	338	69	1	408	04
05	346	3	203	137	201	214	310	227	2	0	0	30	3	552	308	48	1	357	05
06	455	14	246	172	184	304	366	241	5	0	0	35	5	793	303	49	2	384	06
07	457	6	246	137	167	304	366	241	1	0	0	26	9	594	349	46	0	389	07
08	387	5	192	157	203	274	321	235	2	2	0	25	5	636	320	49	2	371	08
09	405	28	211	153	209	274	321	235	4	0	1	26	4	669	361	51	1	413	09
10	448	8	213	178	223	268	346	269	4	0	0	14	1	614	229	59	2	290	10
11	365	26	222	134	211	269	317	282	0	0	0	35	3	686	334	66	1	401	11
12	400	40	246	173	225	288	332	315	0	1	0	44	2	736	336	59	1	396	12
13	464	23	249	177	228	331	346	297	5	0	0	31	9	644	337	71	0	408	13
14	400	7	237	149	219	276	297	305	2	0	0	31	9	644	337	71	0	408	14
15	370	8	239	153	163	281	202	375	0	0	1	35	4	617	348	53	3	404	15
16	324	2	156	140	169	173	289	160	0	0	0	16	7	482	285	29	1	315	16
17	290	0	209	155	171	173	316	164	1	0	0	16	2	489	336	31	1	368	17
18	278	7	271	141	150	285	290	242	1	1	20	17	0	556	293	50	1	344	18
19	318	3	182	142	164	197	250	223	0	1	28	0	0	503	269	57	2	328	19
20	364	6	174	157	187	200	275	248	1	1	0	28	2	544	334	31	0	365	20
21	284	6	187	143	157	177	163	285	1	0	0	28	2	477	265	46	0	311	21
22	475	4	183	173	246	243	158	470	3	0	0	28	3	662	294	58	1	353	22
23	491	1	241	232	259	242	275	428	0	2	1	27	0	733	420	47	0	467	23
24	272	5	149	115	138	173	220	180	2	1	0	23	0	426	229	24	0	253	24
25	251	4	179	109	137	188	169	255	0	0	0	9	1	434	210	53	0	264	25
Total	9,370	219	5,611	3,901	4,975	6,324	7,234	7,155	43	12	13	673	70	15,200	8,048	1,274	26	9,348	

SIXTY FOURTH WARD

DIV	REGISTRATION: RACE			REGISTRATION: GENDER			REGISTRATION - POLITICAL PARTY AFFILIATION				OFFICIAL VOTE: MAYOR			DIV					
	WHITE	BLACK	OTHER	MEN	WOMEN	UNKNOWN	REPUBLICAN	DEMOCRAT	LIBER	TARIAN	GREEN	CONSTITU	NON		OTHER	REP.	DEM.	ALL	TOTAL VOTES
												TIONAL	PARTISAN		KATZ	STREET	OTHERS	CAST-MAYOR	
01	370	39	282	116	183	392	278	353	3	0	0	0	47	10	246	70	0	316	01
02	463	5	250	181	192	345	387	284	2	1	0	0	42	2	718	45	2	416	02
03	382	15	255	155	163	314	339	272	2	1	1	1	29	8	652	52	0	336	03
04	356	1	242	130	147	322	337	248	1	0	0	0	13	0	589	36	1	354	04
05	471	5	336	164	230	418	438	330	0	1	0	0	42	0	812	52	0	434	05
06	452	3	221	130	162	384	398	255	1	0	0	0	21	1	616	348	2	381	06
07	296	1	207	97	172	235	250	237	0	1	0	0	15	1	504	253	2	317	07
08	305	2	236	126	150	289	225	220	0	0	0	0	19	1	505	308	4	290	08
09	316	4	247	125	156	299	306	192	2	0	0	0	13	0	477	44	1	290	09
10	281	2	227	121	146	276	306	192	2	0	0	0	18	0	561	26	2	306	10
11	284	7	260	115	116	326	323	212	0	0	0	0	20	2	557	29	0	348	11
12	218	8	226	73	111	271	238	193	0	0	0	0	25	1	455	171	0	200	12
13	334	0	193	136	185	319	335	180	0	0	0	0	11	1	527	25	0	372	13
14	297	8	210	116	127	272	280	216	1	0	0	0	18	0	515	310	35	345	14
15	495	51	277	125	265	433	384	417	1	0	0	0	17	4	823	222	73	295	15
16	326	3	373	160	171	371	335	350	0	0	0	0	15	2	702	362	58	420	16
17	326	8	225	129	151	279	303	238	1	0	0	0	14	3	559	282	50	332	17
18	431	48	381	186	241	434	434	392	3	0	0	0	31	1	412	85	1	486	18
Total	6,413	211	4,702	2,386	3,085	5,855	6,016	4,834	19	4	5	410	38	11,326	5,630	887	12	6,509	

SIXTY FIFTH WARD

DIV	REGISTRATION: RACE			REGISTRATION: GENDER			REGISTRATION - POLITICAL PARTY AFFILIATION				OFFICIAL VOTE: MAYOR			TOTAL VOTES CAST-MAYOR	DIV				
	WHITE	BLACK	OTHER	MEN	WOMEN	UNKNOWN	REPUBLICAN	DEMOCRAT	LIBER TARIAN	GREEN	CONSTITUTIONAL	NON PARTISAN	OTHER			TOTAL	REP. KATZ	DEM. STREET	ALL OTHERS
01	486	2	238	195	247	284	261	429	3	3	1	25	4	726	411	49	1	461	01
02	438	9	216	168	234	261	245	387	2	0	1	26	2	663	333	58	3	394	02
03	282	118	207	113	162	332	187	377	5	0	2	32	4	607	160	88	3	251	03
04	632	19	274	231	405	289	235	688	2	1	0	24	5	925	459	97	0	556	04
05	233	55	161	86	104	259	135	287	2	0	1	21	3	449	135	57	0	192	05
06	207	206	232	93	170	382	132	480	1	1	1	30	0	645	111	164	0	275	06
07	570	21	338	219	229	481	353	522	3	0	1	48	2	929	389	89	2	480	07
08	285	45	211	103	136	302	210	301	1	0	2	25	4	541	223	78	1	302	08
09	467	22	236	172	223	350	233	451	1	0	2	36	2	745	318	68	1	387	09
10	601	5	324	230	288	432	395	489	7	0	2	51	6	930	420	49	0	469	10
11	194	50	236	142	166	222	196	357	2	0	2	38	5	630	220	78	0	298	11
12	335	12	178	102	138	270	127	252	1	0	1	27	2	434	40	109	0	149	12
13	202	45	178	86	90	247	105	203	2	0	1	18	2	235	215	46	1	262	13
14	264	26	191	96	126	261	126	324	2	0	1	18	3	483	146	52	0	205	14
15	323	12	180	119	157	239	141	353	0	0	0	28	2	515	230	32	0	262	15
16	384	69	236	152	177	360	185	451	4	0	0	38	10	689	240	89	1	330	16
17	221	152	190	107	183	273	138	395	4	1	0	22	3	563	119	144	1	264	17
18	373	6	155	136	176	222	167	347	2	2	1	12	3	534	283	40	2	325	18
19	745	38	412	298	478	419	246	901	2	0	0	40	6	1,195	588	123	6	717	19
20	373	2	175	118	174	258	124	401	1	0	3	16	5	550	237	41	0	278	20
21	393	10	177	131	180	269	184	371	0	1	2	20	2	580	241	68	1	310	21
22	400	3	197	139	178	283	214	358	0	1	0	26	1	600	315	46	0	361	22
23															89	19	0	108	23
Total	8,687	1,084	5,120	3,363	4,488	7,039	4,442	9,640	50	10	22	650	77	14,891	6,058	1,737	24	7,819	

SIXTY SIXTH WARD

DIV	REGISTRATION: RACE			REGISTRATION: GENDER			REGISTRATION - POLITICAL PARTY AFFILIATION				TOTAL	REP. KATZ	OFFICIAL VOTE: MAYOR		TOTAL VOTES	DIV
	WHITE	BLACK	OTHER	MEN	WOMEN	UNKNOWN	REPUBLICAN	DEMOCRAT	LIBERARIAN	GREEN			CONSTITUTIONAL	NON PARTISAN		
01	383	20	187	157	296		228	318	1	0	41	1	254	33	290	01
02	288	2	113	106	124	173	221	160	2	0	17	2	403	28	237	02
03	353	5	134	143	162	187	227	234	0	0	25	6	492	27	293	03
04	294	3	127	127	121	176	159	241	2	0	21	1	424	30	239	04
05	299	24	237	114	148	298	287	242	2	0	24	5	560	53	292	05
06	352	1	205	142	179	237	228	319	0	0	11	0	558	310	362	06
07	317	4	152	120	153	200	263	191	4	0	23	2	473	18	289	07
08	536	1	371	234	269	566	402	577	1	0	5	5	1,069	402	520	08
09	398	1	168	161	188	198	272	268	2	0	23	3	568	351	387	09
10	388	40	196	188	184	273	284	273	2	0	29	0	511	56	318	10
11	403	2	126	158	195	164	288	214	4	0	27	0	587	68	328	11
12	403	2	126	158	195	164	288	214	4	0	24	0	587	68	328	12
13	307	2	164	118	137	218	232	319	1	0	24	0	473	249	282	13
14	421	5	203	163	179	287	272	314	1	0	36	4	629	367	401	14
15	465	5	255	175	209	391	273	437	6	2	49	7	775	69	347	15
16	256	2	102	105	118	137	142	202	4	1	10	0	360	26	215	16
17	421	3	151	155	177	243	385	180	1	0	7	1	575	40	366	17
18	427	3	173	144	202	257	274	300	0	0	27	1	603	293	343	18
19	406	31	216	158	196	299	251	347	1	0	34	4	624	282	328	19
20	403	13	208	149	167	308	223	359	3	0	52	2	653	46	332	20
21	569	22	309	237	234	429	393	443	5	0	85	2	900	417	471	21
22	532	23	289	210	246	488	425	441	3	0	66	6	944	407	511	22
23	333	4	143	166	182	321	298	330	0	0	90	1	680	313	485	23
24	325	23	173	175	192	324	224	324	4	0	23	3	429	245	285	24
25	325	23	173	175	192	324	224	324	4	0	23	3	429	245	285	25
26	436	7	198	177	198	264	278	327	2	0	29	3	638	312	474	26
27	316	4	185	101	133	272	195	275	0	0	33	1	506	279	264	27
28	416	1	134	157	174	220	269	254	3	1	22	2	551	279	326	28
29	484	1	194	195	247	237	347	297	2	1	28	4	679	417	455	29
30	414	0	141	158	180	217	273	263	2	0	15	1	555	328	361	30
31	374	5	191	139	172	259	240	294	4	0	31	1	570	301	344	31
32	347	58	213	124	172	322	207	346	4	0	55	5	618	190	251	32
33	460	32	232	190	217	317	319	369	2	0	30	4	724	346	414	33
34	386	0	150	159	153	224	262	241	2	0	43	5	536	311	338	34
35	495	8	209	180	202	330	316	343	3	1	43	7	712	306	383	35
36	522	8	250	212	245	323	406	336	1	0	29	7	780	416	465	36
37	469	63	220	107	134	371	160	354	7	1	64	5	612	132	182	37
38	469	63	220	107	134	371	160	354	7	1	64	5	612	132	182	38
39	415	5	188	170	203	288	261	362	2	0	41	4	689	372	406	39
40	379	109	257	140	173	432	262	436	3	0	19	6	470	216	369	40
41	303	1	211	100	146	269	256	236	0	2	37	6	748	235	331	41
42	559	6	183	214	259	274	395	314	4	1	20	0	515	271	307	42
43	559	6	183	214	259	274	395	314	4	1	20	0	515	271	307	43
44	437	4	185	132	172	259	225	308	1	0	27	1	563	310	347	44
45	267	3	156	93	125	208	190	214	1	0	1	0	426	215	248	45
46	437	2	152	186	212	213	393	183	0	0	12	3	591	350	395	46
Total	18,077	856	8,892	6,934	8,232	12,659	12,407	13,741	96	20	1,412	124	27,925	13,680	2,190	15,905

**NINETY-NINTH
ANNUAL REPORT
OF THE CITY
COMMISSIONERS
TO THE PEOPLE
OF PHILADELPHIA**

2004



CITY OF PHILADELPHIA

CITY COMMISSIONERS
 Margaret M. Tartaglione, *Chairwoman*
 Edgar A. Howard
 Joseph J. Duda

DEPUTY COMMISSIONERS
 Renee T. Tartaglione, *Chief*
 Lisa M. Harris
 Camille G. McColgan

VOTER REGISTRATION ADMINISTRATOR
 Robert Lee, Jr.

OFFICE OF CITY COMMISSIONERS
 VOTER REGISTRATION DIVISION
 Riverview Place, 5th Floor
 520 N. Delaware Avenue
 Philadelphia, PA 19123

Dear Fellow Philadelphian:

We, the City Commissioners of Philadelphia, present to you our Ninety-Ninth Annual Report covering our activities in the Voter Registration Division and the County Board of Elections of the City Commissioners Office for election year 2004.

The City Commissioners administered voter registration in accordance with the National Voter Registration Act of 1993 (NVRA) and the Pennsylvania Voter Registration Act, codified by Act 3 of 2002. These registration laws provide for expanded voter registration opportunities. Prior to enactment of the NVRA, citizens could only submit voter registration applications in person, by mail, or through third party agents. These registration laws provide the additional methods of voter registration simultaneous with drivers' license applications and renewals (Motor-Voter), and at certain other state government agencies, such as public assistance, marriage license offices, and agencies serving people with disabilities (Agency-Based).

The NVRA and Act 3 also mandate that the Commission use change of address information from the Pennsylvania Department of Transportation and the U.S. Postal Service to update the address on records of registered voters who have changed their residence to maintain the currency and accuracy of the files of eligible voters.

The NVRA and Act 3 also provide very detailed requirements for voter registration administration, including the requirement that no names be removed from the files of eligible voters for reasons of failure to vote, or merely because the voter has changed residence. The NVRA and Act 3 mandate complex voter notification and "fail-safe" voting procedures, prior to the removal of the name of any voter who has changed residence.

Registered electors who have changed residence, but have failed to notify the registration commission, are permitted to return to the polling place of their former address and vote, provided their registration record is still in the district register, or pollbooks. Before voting these registrants must complete an affirmation providing their new address for updating the Commission's records.

Electors who are unable to enter, or operate a voting machine because of a disability, or inability to read or write English, are permitted to declare, in writing, their need for assistance at the polling place on election day. The elector may receive assistance in voting from the person of their choice.

HELP AMERICA VOTER ACT OF 2002 (HAVA)

In an effort to correct the problems encountered in Florida during the November 2000 presidential election, the United States Congress in October 2002 enacted the Help America Vote Act of 2002 (HAVA), P.L. 107-252. Applicable to all Federal elections held in the United States, HAVA requires or authorized the following:

- Creates standards for all voting systems used by the States.
- Requires voting systems to be accessible to individuals with disabilities and those using alternative languages.
- Requires the use of Provisional Ballots.
- Implements identification requirements for those who vote for the first time after registering by mail.
- Requires States to implement a statewide voter registration database.
- Provides for a board to establish standards for what constitutes a vote.
- Requires States to conduct educational programs for voters and election officials.

HAVA authorized the creation of the United States Election Assistance Commission (EAC) to administer the Act. HAVA also authorized four Federal funding programs to accomplish the various requirements in the Act. Most of these HAVA mandates were effective January 1, 2004.

In December 2002, the Pennsylvania General Assembly enacted Act 2002-150, amending the Pennsylvania Election Code to include several provisions designed to comply with HAVA, effective December 9, 2003. These amendments have the effect of making those rules under HAVA applicable to all elections for all Federal, State and County offices and issues. In 2003, as required by HAVA and in accordance with the requirements of Act 2002-150, the Secretary of the Commonwealth formed a State Plan Advisory Board and The City Commissioners Voter Registration Administrator was appointed as a member of the board representing 1st Class Counties. The board issued a Report recommending methods for implementing the HAVA and Act 150 requirements as well as formulas and processes for distribution of the Commonwealths HAVA grant funds.

After reviewing the SPAB Report and conducting public hearings, the Secretary developed and issued the State Plan of the Commonwealth of Pennsylvania for implementing the HAVA requirements and distributing the Federal funds. The State Plan allocated a total of \$20,200,689.64 to Philadelphia County through the following grants:

▪ HAVA Title I, Section 101 -	\$ 100,092.32
▪ HAVA Title I, Section 102 – Reimbursement to replace lever machines:	\$ 5,043,000.00
▪ HAVA Title II – Title III Requirements:	\$ 1,907,719.14
▪ HAVA Title II – Voting System Procurement:	\$ 8,081,878.18
▪ HAVA Title II – Voting System HAVA Upgrade:	\$ 5,043,000.00
▪ HAVA Title II – Financial Assistance – Registrations:	\$ 25,000.00

City Commissioners Implementation of HAVA

Philadelphia HAVA County Plan

The Secretary of the Commonwealth, through the Pennsylvania State Plan, required Philadelphia to set forth its ideas and plans in a written format, or "County Plan", that would provide details regarding the projects the county would implement using funds from the requirements payment and what non-monetary resources the county would commit to the projects for compliance with HAVA and the Commonwealth's enabling law, Act 2002-150.

The Chairwoman designated the Commission's Voter Registration Administrator as the HAVA County Plan Manager. The County Plan was developed based upon current county resources, existing registration and election systems, workloads, and anticipated needs based upon the substantial increased requirements of HAVA. The Philadelphia County Plan was completed in early 2004 and the Commission used county funds within its budget to begin the implementation of some of the HAVA requirements prior to the January 1, 2004 effective date. The City Commissioners used county funds, pending reimbursement with Federal grant funds, to revise its computer systems, forms, training materials and programs for implementation of the following new HAVA requirements in all elections in 2004:

Voting System Accessibility

Philadelphia's precinct electronic voting system is accessible for voters who use wheelchairs, however it is not currently accessible to voters with visual impairment. When Philadelphia executed its system procurement contract in March 2001 there were no voting systems that provided this capability that had been examined and approved by the Secretary of the Commonwealth for use in Pennsylvania. The Philadelphia County Plan included a request for HAVA funding to upgrade its Danaher Controls 1242, Model 5T2 voting machines and its system during 2005 to provide mandated private and independent voting for voters with visual impairments.

Philadelphia's precinct electronic voting system, implemented in 2002, provides the capability for compliance with requirements of alternative language access of section 203 of the Voting Rights Act of 1965 (42 U.S.C. § 1973aa-1a) and other provisions of the Voting Rights Act to the extent applicable. All voter registration and election notices, applications, forms, posters and advertisements for use by voters are bilingual (English / Spanish).

County Election Personnel Training

In 2003, the City Commissioners department managers and some supervisors attended various conferences and meetings for HAVA requirements training conducted by Department of State personnel. The managers and supervisors used this training to revise procedures in implementing the HAVA and Act 2002-150 Voter Identification and Provisional Voting requirements and train the Commission employees.

Polling Place Official Training

The City Commissioners revised its Polling Place Official Training Seminars and provided a supplement to its Training Guide to include the HAVA and Act 2002-150 Voter Identification and Provisional Voting Requirements. The Commission also implemented two Poll Official Training Mailings, a four page brochure detailing the HAVA requirements, voting machine operations and other training reminders was mailed to all polling place officials two - three weeks prior to the 2004 Primary and General Elections.

Identification Requirements for First Time Voters

In February 2004, the City Commissioners' personnel revised its' county voter registration computer system to detect applicants who are registering in, or changing their registration to, an election district for the first time. These records were flagged with a code signifying that they were first-time voters. Additionally Commission personnel executed computer applications that searched through all voter records on file prior to this revision for registrants whose date of registration was January 1, 2003 or later, and determined if those registrants were new to their assigned precinct, or if their latest application changed a prior record to a new precinct, then flagged all such detected records as first-time voters.

In February 2004 City Commissioners personnel contacted the contract vendor responsible for printing the county's district register-pollbooks and requested that the vendor revise their print programs as to spray an "ID REQUIRED" message in half tone in the voting signature box of all registrants whose record had been flagged as a first time voter. The vendor successfully revised its programs and used the City Commissioners revised data export to produce district register pollbooks that accurately indicated first time voters to polling place officials through this printed message. The revised district register pollbooks were used in the March 9, 2004 Special Election and the April 27, 2004 Primary Election in Philadelphia County.

Provisional Ballots

For the April 27, 2004 Primary Election the City Commissioners distributed more than 43,000 Provisional ballots to its' 1,681 election districts. During the April 27, 2004 Primary Election, 683 provisional ballots were cast in Philadelphia County. Of those provisional ballots, 37% were counted, 33% were partially counted, and 30% were not counted for various reasons.

For the November 2, 2004 General Election the City Commissioners distributed more than 67,000 Provisional Ballots to its' 1,681 election districts. During the November 2, 2004 General Election, 12,002 provisional ballots were cast in Philadelphia County. Of those, 24.6% of the provisional ballots were fully counted, 28.4% were partially counted, and 47% were not counted for various reasons, mostly because the individual was not a registered elector in Philadelphia County.

What Constitutes a Vote Standards

The Philadelphia City Commissioners, in their capacity as the Return Board, used the "What Constitutes a Vote" standards, published by the Department of State in the *Pennsylvania Bulletin* on August 2, 2003, as its' guide when resolving all overvotes, undervotes, undervotes and write-ins cast on all paper Absentee and Alternative Ballots during its' Official Canvass of returns.

Voter Education Program

The November 2, 2004 Federal General Election was the first election for President in which voters would be using the City's Danaher Controls DRE electronic voting machines. Prior to first use of these machines in the May 2002 Primary Election the City Commissioners conducted an extensive bilingual English / Spanish Voter Education Program, conducting more than 500 public machine demonstrations and placing paid advertisements in City's major daily and weekly community newspapers.

The City Commissioners expected that in November 2004 many voters would be using the voting machines for the first time. The Commission expended substantial funds from its department budget to conduct an extensive HAVA Voter Education Program that included the changes required by HAVA and a "Make Your Vote Count" campaign on using the voting machines. The Commission intended to reimburse its' budget from Federal HAVA grant funds. The Commissions' efforts included:

- Beginning in August 2004, City Commissioners' personnel distributed large quantities of the Ready, Set, Vote voter education booklet, produced and provided to the county by the Department of State. These voter education booklets have been delivered to the office of every elected County Official, US Post Office, various Municipal Offices, and all branches of the Free Library in Philadelphia for distribution to the public.
- Implementation of a new bilingual Help America Vote – Voter Education Notice mailed by first class, forwardable mail to every registered voter in Philadelphia County. The notice informed voters of their name, address and year of birth as it appeared on their registration record. It included the date of the election, the time the polls were open, the location of their polling place and accessibility information; and informed each voter if they were required to show identification or complete an Affirmation of residence.

The HAVA Notice also included information on NVRA fail-safe voting rights permitting voters to return to a polling place for their former address; the right to cast a Provisional Ballot; and other HAVA related information that enabled every registrant who desired to vote to do so without any confusion or problems and substantially reduced the need for voters to try to contact our office on Election Day.

- Issued a Press Release and placed full page, bilingual, paid advertisements in the Philadelphia Inquirer, Philadelphia Daily News, Philadelphia Tribune, La Actualidad, and 25 weekly community newspapers detailing the HAVA Voter Identification requirements, Provisional Voting procedures, the mailing of the Help America Vote – Voter Ed Notice and "Make Your Vote Count" instructions on using the City's electronic voting machines. These HAVA advertisements supplemented the Commissions' maintenance of efforts in placing paid Notices of Election.
- Mailing a letter and flier detailing the HAVA Identification Requirements and Provisional Voting procedures to each of the Chairman, Ward Leader, and elected Committee person of each of the major political parties. The letter and flier was also mailed to all candidates, minor political parties and political bodies represented by candidates on the ballot.
- Provided the City's Cable Television Office with detailed information on the HAVA Identification Requirements, Provisional Voting procedures, Alternative Ballots, "How to Vote" PSA, a 20-second tape that instructs electors how to vote on the Commission's electronic voting machine and other election information. The City's Cable Office aired the information on its Government Access Channels during the four weeks preceding the election.

2004 PRIMARY ELECTION - VOTER REGISTRATIONApplications

In accordance with State Law, November 5, 2003 marked the commencement of registration for new applications and change of address or party enrollments. The last day for submitting these applications or changes, in determining eligibility for the April 27th Primary Election was March 29, 2004

During the period beginning November 5, 2003 and ending with the March 29, 2004 deadline, the City Commissioners received a total of 51,127 voter registration applications. The major source categories of these applications were as follows:

Office / Personal	501
U.S. Mail	13,677
Third Party Delivery	18,402
PA Dept. Of Transportation	14,602
Agency-based	903
PennDOT Change of Address into Philadelphia	3,042

PennDOT Change of Address Program

The City Commissioners also received 47,614 change of address records from the Pennsylvania Department of Transportation before the March 29th deadline. The records of 15,288 voters who changed residence within Philadelphia were transferred to their new election division. The records of 5,168 voters who changed residence outside Philadelphia County were deleted from the files of eligible voters for Philadelphia and transferred to their new county of residence.

Applications and Changes Approved

The City Commissioners approved and processed 60,885 new or change of address applications. An analysis of these approved applications revealed the applicants designated the following political party affiliations: Democrat – 44,752; Republicans - 8,632; Other Parties – 7,501. The City Commissioners also approved and processed 2,163 applications for change of political party enrollments. Of this total, 1,108 electors changed to Democrat; 920 changed to Republican; and 135 changed to miscellaneous party affiliations.

Eligible Voters

In total, the Voter Registration Division of the City Commissioners Office certified the following number of electors as eligible to vote in the April 27, 2004 Primary Election.

DEMOCRATS	727,918
REPUBLICANS	169,295
CONSTITUTIONAL	1,021
NON-PARTISAN	57,440
GREEN	1,505
LIBERTARIAN	2,601
OTHER PARTIES	5,703
TOTAL ELIGIBLE VOTERS	965,483
Active – 862,896	Inactive - 102,587

2004 GENERAL ELECTION - VOTER REGISTRATIONApplications

Following the Primary election, April 28, 2004 marked the commencement of registration for new applicants and change of address or party enrollments. The last day for submitting these applications or changes, in determining eligibility for the November 2, 2004 General Election was October 4, 2004. During the period beginning April 28th and ending with the October 4th registration deadline, the City Commissioners received a total of 252,303 voter registration applications. The major source categories of these applications were as follows:

Office / Personal	986
U.S. Mail	57,354
Third Party Delivery	171,919
PA Dept. Of Transportation	16,908
Agency-based	1,397
PennDOT Change of Address to Philadelphia	3,739

PennDOT Change of Address Program

Additionally, during this period the City Commissioners received 52,873 change of address records from the Pennsylvania Department of Transportation. The records of 18,877 voters who changed residence within Philadelphia were transferred to their new election division. The records of 6,282 voters who changed residence outside Philadelphia County were deleted from the files of eligible voters for Philadelphia and transferred to their new county of residence.

Applications and Changes Approved

The City Commissioners Office approved and processed 262,664 new and change of address applications for the 2004 General Election. An analysis of these applications revealed the applicants designated the following political party affiliations: Democrat – 195,273; Republican – 27,624 other parties – 39,767.

Additionally, during this period the City Commissioners Office approved and processed 3,573 applications for change of political party enrollments. Of this total, 1,861 electors changed to Democrat; 1,194 changed to Republican; and 518 changed to miscellaneous party affiliations.

Eligible Voters

In total, the Voter Registration Division of the City Commissioners Office certified the following number of electors as eligible to vote in the November 2, 2004 General Election.

DEMOCRATS	798,894
REPUBLICANS	176,240
CONSTITUTIONAL	885
NON-PARTISAN	78,621
GREEN	2,040
LIBERTARIAN	3,125
<u>OTHER PARTIES</u>	<u>7,495</u>
TOTAL ELIGIBLE VOTERS	1,067,300
Active: 700,330	Inactive: 111,695
Active / Inactive - ID Required: 267,352	

VOTER REMOVAL PROGRAMS – REGISTRATION FILE MAINTENANCE

Federal and state voter registration laws require that the Commission conduct annual Voter Removal Programs to maintain the accuracy and currency of the files of eligible voters.

National Change of Address Program

These laws provide that the Commission may use the U.S. Postal Service National Change of Address Program (NCOA) to detect registered voters who have changed their residence.

In Spring 2004, the Commission contracted with a vendor licensed by the U.S. Postal Service to compare the names and addresses of approximately 965,000 registered voters in the city to the National Change of Address data file to detect electors who may have changed their address. The vendor provided the Commission with approximately 17,360 electors who had been reported as having changed residence within the County in the preceding year and 9,425 who changed residence to an address outside the County since May 2003. The NCOA report included 5,014 possible moves without any new address.

During June, the Commission mailed Notice of Change of Address, (NCA) forms to all 36,148 electors, providing a response form and pre-addressed, postage pre-paid envelope for elector confirmation of the change. The Commission mailed a mandated second notice, the Address Verification Notice, (AVN), to 31,717 registered electors who failed to respond to the NCA notices.

The NCOA Voter Removal Program resulted in the following responses and voter file maintenance for the records of:

- approximately 2,200 electors confirmed their continued residence at the address of registration and their records were not changed.
- 5,793 electors who confirmed their change of residence to a new address within Philadelphia remained designated as Active, had their address updated and, if necessary, the record was transferred to their new election district.
- 3,263 electors who confirmed their change of residence to an address outside Philadelphia were deleted from the files of eligible voters.
- 11,055 electors who had been reported as moved to a new address within Philadelphia, and who failed to respond to the NCA and AVN notices, were designated as Inactive, had their address updated and, if necessary, were transferred to their new election district.
- 3,783 electors, who had been reported as having moved outside Philadelphia, and who failed to respond to the NCA and AVN notices, were designated Inactive at the address of registration.

The 2004 NCOA program resulted in the designation of 14,838 records as Inactive, 3,263 deletions, and in-county address updates on 16,848 records.

Address Verification Notices

In addition to the notices triggered by the NCOA program, the City Commissioners, in January and August 2004, mailed Address Verification Notices to:

- registrants whose Voter Identification Card was returned by the U.S. Postal Service as undeliverable, with an indication the registrant had moved.

- registrants whom polling place officials indicated on District Register Discrepancy Sheets had moved from the election district to an unknown address.
- registrants for whom an investigation of eligibility by Canvass could not determine clearly and indisputably that the registrant was not qualified to register at the address when they applied to register.

Investigations by Canvass

The City Commissioners conduct investigations of records for registrants whose voter identification card is returned by the U.S. Postal Service with an indication that the applicant may not have been qualified to register at the address on the date the application was submitted. In many instances registration investigators visit the address of registration to determine eligibility.

In November and December 2003 and January, June, and July, 2004, we investigated 2,200 records, which resulted in the following determinations and corresponding file maintenance:

- 638 individuals were determined not qualified to register at the address on the date the application was submitted, and their records were cancelled.
- records of the registrants who continued to reside at the address of registration remained unchanged;
- registrants who had moved, or an investigation could not determine clearly and indisputably that they were not qualified, an address verification notice was mailed and their records were designated Inactive;

Five Year Notice - Address Verification Program

The National Voter Registration Act of 1993 prohibits purging, or the cancellation of voter registration records merely because the registrant has failed to vote. However, a 1996 Settlement Agreement in *US v. Pennsylvania* permits the use of a provision of Pennsylvania law which requires the City Commissioners to mail a Five Year Notice, (address verification), to all registrants who have had no contact with the Commission, and have not voted in any election in the immediately preceding five years.

The Five Year Notice includes a response form, and a pre-addressed, postage paid envelope for the registrant to respond, either confirming their continued residence at the address of registration or providing their new address.

In January 2004, we mailed 68,470 Five Year Notices to all registrants who had no contact with the Commission and did not vote in any election during the period January 1, 1999 through December 31, 2003. All 68,470 records were designated Inactive. This program resulted in the following responses and voter file maintenance activities:

- approximately 10,000 notices were returned undeliverable by the Post Office.
- approximately 850 electors who confirmed their continued residence at the address of registration were re-designated as Active.
- 1,025 electors who confirmed their change of residence to an address within Philadelphia were transferred to their new election district, designated as Active.
- 209 electors who confirmed their change of address to a residence outside Philadelphia were deleted from the files of eligible voters for Philadelphia.

Inactive Electors

Pennsylvania law requires that the record of any registrant who fails to respond to an Address Verification Notice (AVN) or Five Year Notice be designated as Inactive. Electors whose records are designated Inactive in the District Registers are eligible to vote only after they have completed and signed an Affirmation of Elector, either confirming their residence at the address of registration, or providing their new address to enable the Commission to update its files of eligible voters.

Fail Safe Voting Provisions

Federal law mandates that registrants who change their residence within the county without notifying the registration office must be permitted to vote, regardless of whether they have been sent, have received, or have responded to an Address Verification Notice.

Pennsylvania law requires that Inactive and "Fail Safe" registrants, who have not had their address updated, must return and vote at the polling place for their former address, where their name is listed in the pollbook of eligible voters marked "Affirmation Required".

Inactive Cancellation

Inactive voters who fail to respond, or fail to vote in any election during the time period beginning with the date of the AVN notice and ending on the day after the second General Election for Federal office that occurs after the date of the notice, will have their registration cancelled.

On December 31, 2004, there were 68,456 Inactive registrants scheduled for cancellation in January 2005. These Inactive registrants were mailed AVN or Five Year Notices between December 2000 and August 2002, and failed to respond to the notice or vote in any election during that time period.

2004 SUMMARY

For election year 2004, during the period November 4, 2003 through November 2, 2004, the City Commissioners Office received 303,430 voter registration applications from various sources, 100,487 change of address records from the Pennsylvania Department of Transportation and 31,799 change of address records from the U.S. Postal Service. The City Commissioners Office approved and processed 323,549 new or change of address applications and 4,681 change of political party enrollments.

In addition to the cancellations through the Voter Removal Programs, the City Commissioners also removed from its files of eligible voters the prior records of 126,953 electors who re-registered within Philadelphia; the records of 9,782 deceased electors; 2,516 records of electors for whom notification was received confirming re-registration outside Philadelphia, and 60 records of electors who requested to be removed from the files.

Included in this report is a citywide comparative table of registration statistics as of November 2, 2004 and election results for the office of Governor, by Ward and Division, for the 2004 General Election. The report also includes citywide totals for voter turnout, and citywide totals for all candidates participating in the 2004 Primary and General Elections.

Briefly, the 2004 General Election returns for President of the United States in Philadelphia were:


JOHN F. KERRY	DEMOCRAT	542,205
GEORGE W. BUSH	REPUBLICAN	130,099
MICHAEL BADNARIK	LIBERTARIAN	895
DAVID COBB	GREEN	483
MICHAEL PEROUTKA	CONSTITUTION	387
WRITE-INS	N / A	164
Total Votes Cast for President		674,233


The City Commissioners would like to express their sincere appreciation for the work of the City's Ward Leaders, Committee Persons, and Polling Place Officials and their dedication in registering Philadelphians and encouraging them to vote.

The City Commissioners, with sincere appreciation, acknowledges the unfailing cooperation of many political, labor, civic, and community leaders, organizations and the communications media, in the task of informing and encouraging the public to register and vote.

Finally, the City Commissioners commend the dedication and hard work of its' employees . . .

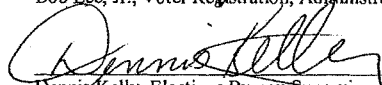
Respectfully submitted,


 Margaret M. Tartaglione, Chairwoman


 Edgar A. Howard, Commissioner


 Joseph J. Duda, Commissioner


 Bob Lee, Jr., Voter Registration, Administrator


 Dennis Kelly, Elections Bureau Supervisor

**PHILADELPHIA CITY COMMISSIONERS - VOTER REGISTRATION DIVISION
PRE-NVRA / PVRA FILE MAINTENANCE PROGRAMS & SERVICE LEVELS: 1991 - 1994**

Elect. Year*	Applications Received A	Reregistration in Phila Deletes B	Non-Vote Purge Deletes C	Residence Check Notices Mailed D	Canvass & Investigations Deletes E	Deceased Deletes F	Notification Registered O/C-Deletes G	TOTALS Transfers In County Deletes Phila Files
1991	198,000	75,000	193,346	229,261	17,490	N/A **	N/A **	N/A 285,836
1992	258,000	98,000	53,616	193,722	9,400	N/A **	N/A **	N/A 164,016
1993	56,000	21,000	44,776	134,678	14,407	N/A **	N/A **	N/A 80,183
1994	126,000	45,275	75,871	131,411	15,907	6,681	2,404	N/A 146,138
Totals	538,000	238,275	367,519	689,072	57,204	6,681	2,404	N/A 673,973

PRE-NVRA / PVRA PROGRAM LEGEND:

Column Description

- A Applications to register or change address or party from all sources except PennDOT or Postal Service Change of Address Programs.
- B Deletion of prior registration record upon new application within Philadelphia County
- C Deletion for failure to vote in five consecutive elections; Prohibited by law since January 1, 1995.
- D Mass Mailing verifying the address of voters; entire county once every four years. Amended by law, effective January 1, 1995 to entire county once every year.
- E 1991-1994: Residence Check Cancellations as a result of investigation finding that voter no longer resided at address of registration, triggered by Residence Check Cards returned as undeliverable. Prohibited since January 1, 1995.
- F Deletion of records based upon Death Notices from the Pennsylvania Department of Health or other information that resulted in an investigation that confirmed the elector's death.
- G Deletions based upon notification from another jurisdiction that the voter had moved and re-registered in their new county.

Notes:

- * Election Year begins and ends in November, beginning the day after General Election and concluding on the date of the next General Election.
- ** Philadelphia County began computerized tracking of deleted records in February, 1994.

**PHILADELPHIA CITY COMMISSIONERS - VOTER REGISTRATION DIVISION
 NVRA / PVRA / ACT 3 FILE MAINTENANCE PROGRAMS & SERVICE LEVELS: 1995 - 2004**

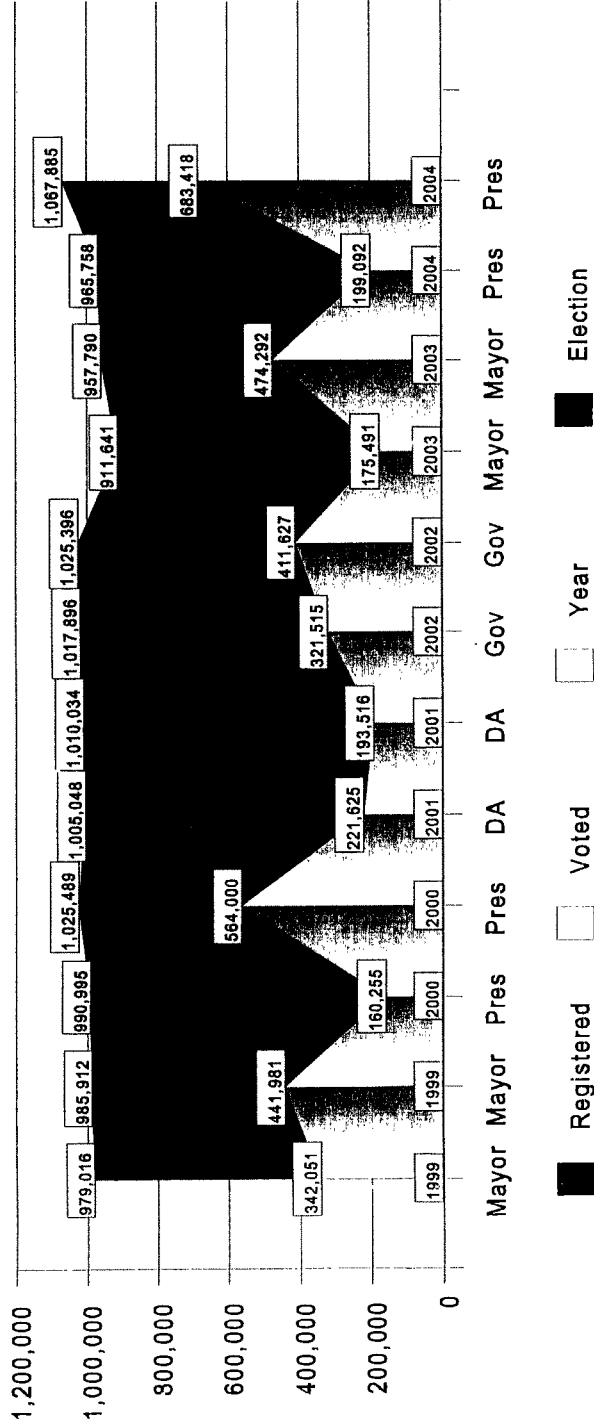
Elec Year	Applics Received A	Registration in Phila Deleters B	Canvass & Investigations Deleters E	Deceased Deleters F	Notification Registered O/C- Deleters G	PendDOT COA Received H	PendDOT COA Phila Transfers I	PendDOT COA O/C Deleters J	NCOA COA Rec'd K	NCOA COA Phila Transfers L	NCOA COA O/C Deleters M	Inactive Deleters 2nd Fed O	Five Year AVN Phila Transfers P	Five Year AVN O/C Deleters Q	TOTALS Transfers in County Deleters R	
1995	128,872	49,132	Fed. Court	9,943	3,091	33,000	5,791	3,210	---	---	---	---	Fed Court	Fed Court	5,791	65,376
1996	216,667	84,972	Fed. Court	7,812	4,886	96,274	17,832	9,278	---	---	---	---	Fed Court	Fed Court	17,832	107,048
1997	77,937	38,874	Fed. Court	11,384	3,374	90,042	21,994	10,135	---	---	---	---	Fed Court	Fed Court	21,994	63,767
1998	85,512	38,594	13	7,676	2,448	85,015	24,237	10,354	58,105	27,446	3,229	---	Fed Court	Fed Court	51,703	62,314
1999	138,963	55,839	263	16,753	2,211	88,651	25,558	10,670	28,389	11,544	2,862	---	---	---	37,102	88,598
2000	154,700	58,260	416	13,560	2,340	97,733	29,271	11,750	31,630	12,081	3,384	22,540	3,090	1,199	44,442	113,249
2001	81,483	34,160	553	11,068	2,137	95,573	30,210	10,835	39,345	20,074	2,864	0	1,916	373	52,200	61,990
2002	105,230	44,390	329	10,658	2,386	99,954	34,404	11,592	40,412	17,957	2,358	19,371	1,466	619	53,827	191,374
2003	163,440	66,349	942	10,970	1,930	95,529	32,729	11,143	31,799	14,718	4,587	0	787	162	48,297	95,985
2004	303,430	127,159	639	9,782	2,516	100,487	34,165	11,450	36,148	16,848	3,263	68,456	1,025	209	52,038	124,203
Total	1,456,354	597,729	3,55	109,406	27,519	882,258	256,191	100,517	2,668,828	120,668	22,547	210,367	8,284	2,562	385,226	973,904

LEGEND - NVRA / PVRA Programs:

- Column Description**
- A Application to register or change address or party from all sources except PendDOT or Postal Service National Change of Address Programs.
 - B Deletion of prior registration record upon new application within Philadelphia County
 - E Canvass Cancellations as a result of investigation finding applicant was not qualified at time of application, triggered by Voter Identification Cards returned as undeliverable. Effective September, 1998
 - F Deletion of records based upon Death Notices from the Pennsylvania Department of Health or other information that resulted in an investigation that confirmed the elector's death.
 - G Deletions based upon notification from another jurisdiction that the voter had moved and re-registered in their new county.
 - H Change of Address (COA) records that Philadelphia residents submitted to the Pennsylvania Department of Transportation; Effective June, 1995.
 - I Transfer of voter records to new voting districts in Philadelphia (I/C) based upon information that the voters had submitted a Change of Address (COA) with the Pennsylvania Department of Transportation; Effective June, 1995.
 - J Deletion from Philadelphia files and transfer of voter records to new county (O/C) based upon information that the voters had submitted a Change of Address (COA) with the Pennsylvania Department of Transportation; Effective June, 1995.
 - K Change of Address (COA) records for Philadelphia voters on file in the U.S. Postal Services' National Change of Address (NCOA) data file.
 - L Transfer of voter records to new voting districts in Philadelphia based upon information from the NCOA Program that the voter had moved to a new address in Philadelphia (I/C); Implemented June, 1998.
 - M Deletion of voter records upon confirmation by the voters that they had moved to the NCOA supplied address outside of Philadelphia County (O/C); Implemented June, 1998.
 - O Deletion of voter records upon failure to respond to Address Verification Notice AND failure to vote in any election up to and including 2nd Federal Election after date of notice and inactive designation. (Deleted December)
 - P Transfer of voter records to new voting districts in Philadelphia (I/C) based upon response to Five Year AVN notice. Implemented June, 2000.
 - Q Deletion of voter records based upon response to Five Year AVN confirming a change of residence to an address outside Philadelphia. Implemented June, 2000.
- Notes:**
- * Election Year begins and ends in November; beginning the day after General Election and concluding on the date of the next General Election.

PHILADELPHIA REGISTRATION & VOTING - 1999 - 2004

Registered Voters & Votes Cast - Primary & General Elections



PHILADELPHIA CITY COMMISSIONERS -- VOTER REGISTRATION DIVISION
 VOTER TURNOUT STATISTICS REPORT -- CITYWIDE
 SPECIAL ELECTION PA HOUSE DIST 152

SPECIAL ELECTION MARCH 9, 2004

	<u>REPUBLICANS</u>	<u>DEMOCRATS</u>	<u>CONSUMERS</u>	<u>NON-PART</u>	<u>OTHER</u>	<u>TOTAL</u>
ELIGIBLE	585	1473	0	208	30	2296
VOTED	47	174	0	13	1	235
PERCENT	8.3	11.81	0	6.25	3.3	10.23

PHILADELPHIA CITY COMMISSIONERS – VOTER REGISTRATION DIVISION
 VOTER TURNOUT STATISTICS REPORT – CITYWIDE

PRIMARY ELECTION – APRIL 27, 2004

	<u>REPUBLICANS</u>	<u>DEMOCRATS</u>	<u>CONSUMERS</u>	<u>NON-PART</u>	<u>OTHER</u>	<u>TOTAL</u>
ELIGIBLE	169,374	728,078	154	57,477	10,675	965,758
VOTED	39,132	157,716	10	1,806	428	199,092
PERCENT	23.1	21.6	6.4	3.1	4.0	20.6
	<u>MALES</u>	<u>FEMALES</u>	<u>GENDER UNKNOWN</u>	<u>BLACKS</u>	<u>WHITES</u>	<u>OTHER</u>
ELIGIBLE	191,500	264,284	509,974	295,030	277,172	393,556
VOTED	55,598	76,193	67,301	58,284	77,874	62,934
PERCENT	29.0	28.8	13.2	19.7	28.1	15.9

GENERAL ELECTION – NOVEMBER 4, 2004

	<u>REPUBLICANS</u>	<u>DEMOCRATS</u>	<u>CONSUMERS</u>	<u>NON-PART</u>	<u>OTHER</u>	<u>TOTAL</u>
ELIGIBLE	176,288	799,329	187	78,734	13,377	1,067,885
VOTED	109,569	521,814	86	44,623	7,326	683,418
PERCENT	62.1	65.2	54.7	56.6	54.7	64.0
	<u>MALES</u>	<u>FEMALES</u>	<u>GENDER UNKNOWN</u>	<u>BLACKS</u>	<u>WHITES</u>	<u>OTHER</u>
ELIGIBLE	205,240	279,185	583,430	300,924	284,436	482,525
VOTED	141,506	205,915	64,409	193,103	196,408	293,907
PERCENT	68.9	73.7	90.5	64.1	69.0	60.9

**PHILADELPHIA CITY COMMISSIONERS
SPECIAL ELECTION BALLOT CERTIFICATION
REPRESENTATIVE IN THE GENERAL ASSEMBLY**

DISTRICT 152

MARCH 9, 2004

343

COMMONWEALTH OF PENNSYLVANIA
DEPARTMENT OF STATE

DATE 02/03/04

BUREAU OF COMMISSIONS, ELECTIONS AND LEGISLATION
2004 SPECIAL ELECTION BALLOT CERTIFICATION REPORT
MARCH 9, 2004

PHILADELPHIA COUNTY

BALLOT POSITION AND ELECTION RESULT SECTION
ALL CANDIDATES SHALL APPEAR ON BALLOT IN SAME ORDER AS LISTED BELOW

INSERT
VOTE IN DIGITS

INSERT VOTE IN WORDS

REPRESENTATIVE IN THE GENERAL ASSEMBLY- DISTRICT 152
VOTE FOR ONE

Ross F. Schraftman
1576 Dillon Road
Maple Glen, PA. 19002

DEMOCRATIC

One Hundred Eighty

180

Susan E. Cornell
255 East Montgomery Avenue
Hatboro, PA. 19040

REPUBLICAN

Sixty Four

64

344

SPECIAL ELECTION

MARCH 9, 2004

OFFICE OF THE COUNTY BOARD OF ELECTIONS
CERTIFICATION AFFIDAVIT

COMMONWEALTH OF PENNSYLVANIA
PHILADELPHIA COUNTY

SS

COUNTY OF Philadelphia, Philadelphia, PA March 16, 2004

WE HEREBY CERTIFY THAT THESE PAGES ARE THE OFFICIAL RETURNS AS THEY APPEAR ON RECORD OF THE VOTES
CAST AT THE SPECIAL ELECTION HELD MARCH 9, 2004

IN WITNESS WHEREOF, WE HAVE HEREUNTO SET OUR HANDS AND SEAL OF OFFICE THIS 16th DAY
OF March, 2004

SEAL

Margaret M. Toste
Edna [Signature]
Joseph [Signature]
COUNTY BOARD OF ELECTIONS

ATTEST
[Signature]
CLERK

PHILADELPHIA CITY COMMISSIONERS

GENERAL PRIMARY ELECTION BALLOT CERTIFICATION

APRIL 27, 2004

346

BALLOT POSITION AND ELECTION RESULT SECTION PART I

OFFICE POSITIONS SHALL APPEAR ON VOTING MACHINE OR PAPER BALLOT IN SAME ORDER AS LISTED

* * DEMOCRATIC PRIMARY * *

INSERT VOTE IN WORDS

INSERT VOTE
IN DIGITS

PRESIDENT OF THE UNITED STATES ----- DISTRICT 000
VOTE FOR ONE

HOWARD DEAN
PO BOX 1228
BURLINGTON VT 05402

TWENTY THOUSAND
THREE HUNDRED SEVENTEEN

20,317

DENNIS J KUCINICH
11908 LORAIN AVE
CLEVELAND OH 44111

FOUR THOUSAND
FOUR HUNDRED SIXTY TWO

4,662

JOHN EDWARDS
2301 LEAROODS DR STE 300
RALEIGH NC 27607

NINE THOUSAND
NINE HUNDRED SEVENTEEN

9,917

LYNDON H LAROUCHE JR
P O BOX 730
LEESBURG VA 20178

FOUR THOUSAND
FIVE HUNDRED NINETY THREE

4,593

JOHN F KERRY
19 LOUISBURG SQ
BOSTON MA 02108

NINETY FOUR THOUSAND
SEVENTY TWO

94,072

PENNSYLVANIA
DEPARTMENT OF STATE
(12-07)

PHILADELPHIA COUNTY (51)

BUREAU OF ELECTIONS
2004 PRIMARY BALLOT CERTIFICATION REPORT

PHILADELPHIA COUNTY (51)

BALLOT POSITION AND ELECTION RESULT SECTION PART I

OFFICE POSITIONS SHALL APPEAR ON VOTING MACHINE OR PAPER BALLOT IN SAME ORDER AS LISTED

* * DEMOCRATIC PRIMARY * *

UNITED STATES SENATOR ----- DISTRICT 000

VOTE FOR ONE

JOSEPH M. HOEFFEL
1908 LYCOMING AVE
ABINGTON

PA 19001

COUNTY MONTGOMERY
MUNIC ABINGTON

ONE HUNDRED ELEVEN THOUSAND
FIVE HUNDRED FORTY

111,540

INSERT VOTE IN WORDS

INSERT VOTE IN DIGITS

MARK
DATE 04/14/2003
PAGE NO 2

2004 PRIMARY BALLOT CERTIFICATION REPORT

PHILADELPHIA COUNTY (51)

PHILADELPHIA COUNTY (51)

BALLOT POSITION AND ELECTION RESULT SECTION PART I

OFFICE POSITIONS SHALL APPEAR ON VOTING MACHINE OR PAPER BALLOT IN SAME ORDER AS LISTED

* * DEMOCRATIC PRIMARY * *

INSERT VOTE
 IN DIGITS

ATTORNEY GENERAL VOTE FOR ONE ----- DISTRICT 000

NAME AND ADDRESS	COUNTY	MUNICIPALITY	PRECINCT	INSERT VOTE IN WORDS	INSERT VOTE IN DIGITS
JOHN M. MORGANELLI 895 BARNSDALE RD BETHLEHEM	COUNTY NORTHAMPTON	MUNIC BETHLEHEM	PA 18017	THIRTY THOUSAND NINE HUNDRED ELEVEN	30,911
DAVID BARASCH 4227 ORCHARD HILL RD HARRISBURG	COUNTY DAUPHIN	MUNIC SUSQUEHANNA TWP	PA 17110	FIFTEEN THOUSAND EIGHT HUNDRED EIGHTY ONE	15,881
JIM EISENHOWER 7619 LINDSEY DR PHILADELPHIA	COUNTY PHILADELPHIA	MUNIC WARD 9	PA 19118	SEVENTY SIX THOUSAND TWO HUNDRED THIRTY EIGHT	76,238

2004 PRIMARY BALLOT CERTIFICATION REPORT

PENNSYLVANIA
DEPARTMENT OF STATE
(12-07)

PHILADELPHIA COUNTY (51)

BALLOT POSITION AND ELECTION RESULT SECTION PART I

OFFICE POSITIONS SHALL APPEAR ON VOTING MACHINE OR PAPER BALLOT IN SAME ORDER AS LISTED

* * DEMOCRATIC PRIMARY * *

INSERT VOTE
IN DIGITS

AUDITOR GENERAL
VOTE FOR ONE

DISTRICT 000

JACK WAGNER
2112 LOSANGELES AVE
PITTSBURGH PA 15216

COUNTY ALLEGHENY
MUNIC PITTSBURGH

NINETY SIX THOUSAND
FIVE HUNDRED SIXTEEN

96516

PENNSYLVANIA
DEPARTMENT OF STATE
(12-07)

PHILADELPHIA COUNTY (51)
BUREAU OF ELECTIONS
2004 PRIMARY BALLOT CERTIFICATION REPORT

PHILADELPHIA COUNTY (51)
BALLOT POSITION AND ELECTION RESULT SECTION PART 1

OFFICE POSITIONS SHALL APPEAR ON VOTING MACHINE OR PAPER BALLOT IN SAME ORDER AS LISTED

* * DEMOCRATIC PRIMARY * *

STATE TREASURER
VOTE FOR ONE

INSERT VOTE IN WORDS

STATE TREASURER
VOTE FOR ONE

INSERT VOTE IN WORDS

INSERT VOTE
IN DIGITS

..... DISTRICT 000
COUNTY LACKAWANNA
MUNIC SCRANTON
PA 17101
ONE HUNDRED TWELVE THOUSAND
SIXTY FOUR
-----112,064-----

ONE HUNDRED TWELVE THOUSAND
SIXTY FOUR

ONE HUNDRED TWELVE THOUSAND
SIXTY FOUR

ONE HUNDRED TWELVE THOUSAND
SIXTY FOUR

ONE HUNDRED TWELVE THOUSAND
SIXTY FOUR

ONE HUNDRED TWELVE THOUSAND
SIXTY FOUR

ONE HUNDRED TWELVE THOUSAND
SIXTY FOUR

ONE HUNDRED TWELVE THOUSAND
SIXTY FOUR

DEPARTMENT OF STATE
PHILADELPHIA COUNTY (51)

PHILADELPHIA COUNTY (51)

PHILADELPHIA COUNTY (51)

PHILADELPHIA COUNTY (51)

BALLOT POSITION AND ELECTION RESULT SECTION PART 1

OFFICE POSITIONS SHALL APPEAR ON VOTING MACHINE OR PAPER BALLOT IN SAME ORDER AS LISTED

* * DEMOCRATIC PRIMARY * *

INSERT VOTE IN WORDS

INSERT VOTL
IN DIGITS

REPRESENTATIVE IN CONGRESS VOTE FOR ONE	COUNTY MUNIC	PHILADELPHIA WARD 34 DIV 40	DISTRICT 001	43,547
ROBERT A. BRADY 1301 KIMBERLY DR PHILADELPHIA PA 19151	COUNTY MUNIC	PHILADELPHIA WARD 34 DIV 40	DISTRICT 001	43,547
CHAKA FATTAH 4104 WALNUT ST PHILADELPHIA PA 19104	COUNTY MUNIC	PHILADELPHIA WARD 38 DIV 11	DISTRICT 002	58,162
REPRESENTATIVE IN CONGRESS VOTE FOR ONE	COUNTY MUNIC	PHILADELPHIA WARD 38 DIV 11	DISTRICT 002	58,162
VIRGINIA WATERS SCHRADER 44 BLACK ROCK RD YARDELY PA 19067	COUNTY MUNIC	BUCKS LOWER MAKEFIELD	DISTRICT 008	938
TOM LINGENFELTER PO BOX 2131 DOYLESTOWN PA 18901	COUNTY MUNIC	BUCKS DOYLESTOWN	DISTRICT 008	544
REPRESENTATIVE IN CONGRESS VOTE FOR ONE	COUNTY MUNIC	BUCKS DOYLESTOWN	DISTRICT 008	544
ALLYSON SCHWARTZ 8253 BUSTLETON AVE PHILADELPHIA PA 19152	COUNTY MUNIC	MONTGOMERY JENKINTOWN	DISTRICT 013	10,923
JOE TORSELLA 1601 CASFOR AVE PHILADELPHIA PA 19152	COUNTY MUNIC	MONTGOMERY SPRINGFIELD TWP	DISTRICT 013	14,193

DEPARTMENT OF STATE BUREAU OF ELECTIONS
2004 PRIMARY BALLOT CERTIFICATION REPORT

PHILADELPHIA COUNTY (51)

BALLOT POSITION AND ELECTION RESULT SECTION PART I

OFFICE POSITIONS SHALL APPEAR ON VOTING MACHINE OR PAPER BALLOT IN SAME ORDER AS LISTED

* * DEMOCRATIC PRIMARY * *

INSERT VOTE IN WORDS
INSERT VOTE
IN DIGITS

SENATOR IN THE GENERAL ASSEMBLY		DISTRICT 001	
VOTE FOR ONE			
JAMES J TAYOUN, JR 1332 RITNER ST PHILADELPHIA PA 19147	COUNTY PHILADELPHIA MUNIC WARD 1 DIV 20	TWELVE THOUSAND	12,324
VINCENT J FUMO 1208 TASSER ST PHILADELPHIA PA 19148	COUNTY PHILADELPHIA MUNIC WARD 15 DIV 19	THREE HUNDRED TWENTY FOUR TWENTY ONE THOUSAND FOUR HUNDRED	21,400
SENATOR IN THE GENERAL ASSEMBLY		DISTRICT 003	
VOTE FOR ONE			
SHIRLEY M KITCHEN 2142 NORTH 12TH ST PHILADELPHIA PA 19122	COUNTY PHILADELPHIA MUNIC WARD 20 DIV 7	SEVENTEEN THOUSAND TWO HUNDRED FIFTY ONE	17,251
JESSE W BROWN JR 3536 N 16TH ST PHILADELPHIA PA 19140	COUNTY PHILADELPHIA MUNIC WARD 11 DIV 5	TWO THOUSAND NINETY ONE	2,091
SENATOR IN THE GENERAL ASSEMBLY		DISTRICT 005	
VOTE FOR ONE			
MIKE STACK 35124 WAYSIDE RD PHILADELPHIA PA 19116	COUNTY PHILADELPHIA MUNIC WARD 88 DIV 41	SIXTEEN THOUSAND FOUR HUNDRED FIFTY ONE	16,451
SENATOR IN THE GENERAL ASSEMBLY		DISTRICT 007	
VOTE FOR ONE			
VINCENT HUGHES 2639 LEMAPE RD PHILADELPHIA PA 19131	COUNTY PHILADELPHIA MUNIC WARD 82 DIV 12	EIGHTEEN THOUSAND TWO HUNDRED FORTY FIVE	18,245

BUREAU OF ELECTIONS
 2004 PRIMARY BALLOT CERTIFICATION REPORT

DEPARTMENT OF STATE
 (12-07)

PHILADELPHIA COUNTY (51)

BALLOT POSITION AND ELECTION RESULT SECTION PART I

OFFICE POSITIONS SHALL APPEAR ON VOTING MACHINE OR PAPER BALLOT IN SAME ORDER AS LISTED

* * DEMOCRATIC PRIMARY * *

INSERT VOTE IN WORDS
 INSERT VOTE IN DIGITS

REPRESENTATIVE IN THE GENERAL ASSEMBLY VOTE FOR ONE	DISTRICT	INSERT VOTE IN WORDS	INSERT VOTE IN DIGITS
ROSS SCHRIFTMAN PO BOX 28 HORSHAM PA 19044 COUNTY MONTGOMERY MUNIC UPPER DUBLIN	DISTRICT 152	TWO HUNDRED THIRTY NINE	239
LAWRENCE H CURRY 250 WYNCOTE RD JENKINTOWN PA 19046 COUNTY MONTGOMERY MUNIC JENKINTOWN	DISTRICT 154	FIFTY SIX	56
BRENDAN F BOYLE 90 FOX 11689 PHILADELPHIA PA 19116 COUNTY PHILADELPHIA MUNIC WARD 58 DIV 15	DISTRICT 170	TWO THOUSAND NINE HUNDRED EIGHT	2,208
TIM KEARNEY 117 THORNDIKE RD PHILADELPHIA PA 19115 COUNTY PHILADELPHIA MUNIC WARD 63 DIV 18	DISTRICT 172	THREE THOUSAND THREE HUNDRED NINETY TWO	3,392
MICHAEL PATRICK MCGEEHAN 4401 COTTMAN AVE PHILADELPHIA PA 19135 COUNTY PHILADELPHIA MUNIC WARD 41 DIV 25	DISTRICT 173	FOUR THOUSAND FIVE HUNDRED TWENTY	4,520
ALAN BUTKOVITZ 118 UNRUH AVE PHILADELPHIA PA 19111 COUNTY PHILADELPHIA MUNIC WARD 53 DIV 11	DISTRICT 174	FOUR THOUSAND SEVEN HUNDRED THIRTY ONE	4,731

2004 PRIMARY BALLOT CERTIFICATION REPORT

DEPARTMENT OF STATE
(12 87)

PHILADELPHIA COUNTY (51)

BALLOT POSITION AND ELECTION RESULT SECTION PART I

OFFICE POSITIONS SHALL APPEAR ON VOTING MACHINE OR PAPER BALLOT IN SAME ORDER AS LISTED

* * DEMOCRATIC PRIMARY * *

INSERT VOTE IN WORDS
INSERT VOTE
IN DIGITS

REPRESENTATIVE IN THE GENERAL ASSEMBLY ----- DISTRICT 175
VOTE FOR ONE

SHEILA BALEN 1315 WILSON ST PHILADELPHIA PA 19106	COUNTY MUNIC	PHILADELPHIA WARD 02 DIV 17	TWO THOUSAND THIRTY FIVE	2,035
MARIE LEDERER 1237 SHACKAMAXON ST PHILADELPHIA PA 19125	COUNTY MUNIC	PHILADELPHIA WARD 18 DIV 2	THREE THOUSAND THREE HUNDRED EIGHTY FOUR	3,384

REPRESENTATIVE IN THE GENERAL ASSEMBLY ----- DISTRICT 179
VOTE FOR ONE

WILLIAM W RIEGER 1141 RISING SUN AVE PHILADELPHIA PA 19140	COUNTY MUNIC	PHILADELPHIA WARD 43 DIV 13	ONE THOUSAND SIX HUNDRED TWELVE	1,612
VERL ADOLPSON 4195 LADYBIRD RD PHILADELPHIA PA 19140	COUNTY MUNIC	PHILADELPHIA WARD 43 DIV 13	SEVEN HUNDRED FIFTY FOUR	754
RAFAEL P COLLAZO 5217 C STREET #2 PHILADELPHIA PA 19120	COUNTY MUNIC	PHILADELPHIA WARD 42 DIV 15	ONE THOUSAND FOUR HUNDRED FIFTY	1,450
EMILIO AGUSTIN VAZQUEZ 5065 W GERBERTOWN PHILADELPHIA PA 19140	COUNTY MUNIC	PHILADELPHIA WARD 43 DIV 20	TWO HUNDRED FORTY TWO	242

REPRESENTATIVE IN THE GENERAL ASSEMBLY ----- DISTRICT 180
VOTE FOR ONE

ANGEL LUCAS MORELAND ST PHILADELPHIA PA 19134	COUNTY MUNIC	PHILADELPHIA WARD 7 DIV 11	TWO THOUSAND FIVE HUNDRED SEVENTY FIVE	2,575
--	-----------------	-------------------------------	---	-------

REPRESENTATIVE IN THE GENERAL ASSEMBLY ----- DISTRICT 181
VOTE FOR ONE

LAMRENCE P CLARK 1725 ANTHONY ST PHILADELPHIA PA 19133	COUNTY MUNIC	PHILADELPHIA WARD 37 DIV 5	ONE THOUSAND NINETY SEVEN	1,097
--	-----------------	-------------------------------	---------------------------	-------

(CONTINUED)

DEPARTMENT OF STATE
(12 07)

PHILADELPHIA COUNTY (51)

2004 PRIMARY BALLOT CERTIFICATION REPORT

BALLOT POSITION AND ELECTION RESULT SECTION PART I
OFFICE POSITIONS SHALL APPEAR ON VOTING MACHINE OR PAPER BALLOT IN SAME ORDER AS LISTED
* * DEMOCRATIC PRIMARY * *

INSERT VOTE
IN DIGITS

INSERT VOTE IN WORDS

REPRESENTATIVE IN THE GENERAL ASSEMBLY VOTE FOR ONE	DISTRICT 181 (CONTINUED)	DISTRICT 182	DISTRICT 183	DISTRICT 184	DISTRICT 185	DISTRICT 186
W CURTIS THOMAS 1022 N LAWRENCE ST PHILADELPHIA PA 19123 COUNTY PHILADELPHIA MUNIC WARD 5 DIV 15	THREE THOUSAND NINE HUNDRED THIRTY NINE					3,939
BABETTE JOSEPHS 1939 WAVERLY ST PHILADELPHIA PA 19146 COUNTY PHILADELPHIA MUNIC WARD 8 DIV 3	THREE THOUSAND SEVEN HUNDRED NINETY ONE					3,791
ANDREW HOHNS 1420 LOCUST ST #12R PHILADELPHIA PA 19102 COUNTY PHILADELPHIA MUNIC WARD 8 DIV 21	THREE THOUSAND ONE HUNDRED NINETY					3,190
TERRY ANN GILLEN 2213 NAUDAIN ST PHILADELPHIA PA 19146 COUNTY PHILADELPHIA MUNIC WARD 30 DIV 8	ONE THOUSAND NINE HUNDRED NINETY FIVE					1,995
WILLIAM F KELLER 1531 S 2ND ST PHILADELPHIA PA 19147 COUNTY PHILADELPHIA MUNIC WARD 39 DIV 8	SIX THOUSAND THREE HUNDRED TWENTY SIX					6,326
MARK F SQUILLA 2108 S FRONT ST PHILADELPHIA PA 19148 COUNTY PHILADELPHIA MUNIC WARD 39 DIV 7	FOUR THOUSAND TWO HUNDRED ELEVEN					4,211
ROBERT C DONATIUCCI 5306 S 41ST ST PHILADELPHIA PA 19145 COUNTY PHILADELPHIA MUNIC WARD 28 DIV 15	THREE THOUSAND TWO HUNDRED FOUR					3,204

(CONTINUE)

DEPARTMENT OF STATE
(12 07)

2004 PRIMARY BALLOT CERTIFICATION REPORT

BUREAU OF ELECTIONS

PHILADELPHIA COUNTY (51)

BALLOT POSITION AND ELECTION RESULT SECTION PART I

OFFICE POSITIONS SHALL APPEAR ON VOTING MACHINE OR PAPER BALLOT IN SAME ORDER AS LISTED

** DEMOCRATIC PRIMARY **

INSERT VOTE
IN DIGITS

REPRESENTATIVE IN THE GENERAL ASSEMBLY
VOTE FOR ONE

DISTRICT 186 (CONTINUED)

HAROLD JAMES
2110 ALTER ST
PHILADELPHIA PA 19146
COUNTY PHILADELPHIA
MUNIC WARD 36 DIV 05
FOUR THOUSAND
NINE HUNDRED NINETY THREE
4,993

REPRESENTATIVE IN THE GENERAL ASSEMBLY
VOTE FOR ONE

DISTRICT 188

JAMES R ROEBUCK
435 SOUTH 46TH ST
PHILADELPHIA PA 19143
COUNTY PHILADELPHIA
MUNIC WARD 46 DIV 18
THREE THOUSAND
NINE HUNDRED THIRTY TWO
3,932

REPRESENTATIVE IN THE GENERAL ASSEMBLY
VOTE FOR ONE

DISTRICT 190

MICHAEL HORSEY
612 CRISTINA PL
PHILADELPHIA PA 19139
COUNTY PHILADELPHIA
MUNIC WARD 6 DIV 6
THREE THOUSAND
SIX HUNDRED SIX
3,606

THOMAS M BLACKWELL, IV
4221 PARRISH ST
PHILADELPHIA PA 19104
COUNTY PHILADELPHIA
MUNIC PHILADELPHIA
FOUR THOUSAND
FOUR HUNDRED TWENTY FOUR
4,424

REPRESENTATIVE IN THE GENERAL ASSEMBLY
VOTE FOR ONE

DISTRICT 191

RONALD G WATERS
108 SOUTH 61 ST
PHILADELPHIA PA 19139
COUNTY PHILADELPHIA
MUNIC WARD 3 DIV 3
THREE THOUSAND
NINE HUNDRED TWO
3,902

REPRESENTATIVE IN THE GENERAL ASSEMBLY
VOTE FOR ONE

DISTRICT 192

LOUISE BISHOP
1460 N 59TH ST
PHILADELPHIA PA 19131
COUNTY PHILADELPHIA
MUNIC WARD 52 DIV 20
SIX THOUSAND
TWO HUNDRED FORTY FOUR
6,244

DERORAH TONEY-MOORE
2404 N 54TH ST
PHILADELPHIA PA 19131
COUNTY PHILADELPHIA
MUNIC WARD 52 DIV 15
ONE THOUSAND FORTY FOUR
1,044

BUREAU OF ELECTIONS
2004 PRIMARY BALLOT CERTIFICATION REPORT

DEPARTMENT OF STATE
(12:07)

PHILADELPHIA COUNTY (51)

BALLOT POSITION AND ELECTION RESULT SECTION PART J

OFFICE POSITIONS SHALL APPEAR ON VOTING MACHINE OR PAPER BALLOT IN SAME ORDER AS LISTED

* * DEMOCRATIC PRIMARY * *

INSERT VOICE
IN DIGITS

INSERT VOTE IN WORDS

REPRESENTATIVE IN THE GENERAL ASSEMBLY ----- DISTRICT 194
VOTE FOR ONE

KATHY MANDERINO PHILADELPHIA COUNTY PHILADELPHIA COUNTY
509 FOUNTAIN ST PA 19128 WARD 21 DIV 28 WARD 21 DIV 28
PHILADELPHIA PHILADELPHIA
THREE THOUSAND
FOUR HUNDRED SIXTEEN 3,416

REPRESENTATIVE IN THE GENERAL ASSEMBLY ----- DISTRICT 195
VOTE FOR ONE

FRANK OLIVER PHILADELPHIA COUNTY PHILADELPHIA COUNTY
1319 N 29TH ST PA 19121 WARD 29 DIV 18 WARD 29 DIV 18
PHILADELPHIA PHILADELPHIA
FIVE THOUSAND
TWO HUNDRED EIGHTY FIVE 5,285

REPRESENTATIVE IN THE GENERAL ASSEMBLY ----- DISTRICT 197
VOTE FOR ONE

JEWELL WILLIAMS PHILADELPHIA COUNTY PHILADELPHIA COUNTY
2043 N SWEDELY ST PA 19132 WARD 16 DIV 02 WARD 16 DIV 02
PHILADELPHIA PHILADELPHIA
FIVE THOUSAND
FIVE HUNDRED TWENTY FOUR 5,524

REPRESENTATIVE IN THE GENERAL ASSEMBLY ----- DISTRICT 198
VOTE FOR ONE

MARC STIER PHILADELPHIA COUNTY PHILADELPHIA COUNTY
514 S HICKOK AVE PA 19119 WARD 21 DIV 24 WARD 21 DIV 24
PHILADELPHIA PHILADELPHIA
TWO THOUSAND
NINE HUNDRED EIGHTY TWO 2,982

SUPREME DOM PHILADELPHIA COUNTY PHILADELPHIA COUNTY
4547 PULASKI AVE PA 19144 WARD 13 DIV 2 WARD 13 DIV 2
PHILADELPHIA PHILADELPHIA
REMOVED BY COURT ORDER

ROSITA C YOUNGBL000 PHILADELPHIA COUNTY PHILADELPHIA COUNTY
813 MORRIS ST PA 19144 WARD 15 DIV 1 WARD 15 DIV 1
PHILADELPHIA PHILADELPHIA
THREE THOUSAND
SIX HUNDRED THIRTY THREE 3,633

CURTIS ALTON MCALLISTER PHILADELPHIA COUNTY PHILADELPHIA COUNTY
4530 N GRATZ ST PA 19140 WARD 13 DIV 8 WARD 13 DIV 8
PHILADELPHIA PHILADELPHIA
REMOVED BY COURT ORDER

LATRICE Y BRYANT PHILADELPHIA COUNTY PHILADELPHIA COUNTY
171 W WYREVA ST PA 19144 WARD 12 DIV 19 WARD 12 DIV 19
PHILADELPHIA PHILADELPHIA
FIVE HUNDRED EIGHTY FIVE 585

37
50

DEPARTMENT OF STATE
 (12-07)
 BUREAU OF ELECTIONS
 2004 PRIMARY BALLOT CERTIFICATION REPORT

PHILADELPHIA COUNTY (51)
 BALLOT POSITION AND ELECTION RESULT SECTION PART I
 OFFICE POSITIONS SHALL APPEAR ON VOTING MACHINE OR PAPER BALLOT IN SAME ORDER AS LISTED
 * * DEMOCRATIC PRIMARY * *
 INSERT VOTE IN WORDS
 INSERT VOTE
 IN DIGITS

REPRESENTATIVE IN THE GENERAL ASSEMBLY VOTE FOR ONE	DISTRICT 200	SEVEN THOUSAND TWO HUNDRED EIGHTY FOUR	7,284
LEANNA H WASHINGTON 907 WOODBROOK LN PHILADELPHIA PA 19150 COUNTY PHILADELPHIA MUNIC WARD 50 DIV 21	DISTRICT 201	FIVE THOUSAND FIVE HUNDRED EIGHTY SIX	5,586
JOHN MYERS 1004 E HAINES ST PHILADELPHIA PA 19138 COUNTY PHILADELPHIA MUNIC WARD 59 DIV 4	DISTRICT 202	FOUR THOUSAND ONE HUNDRED THIRTY SIX	4,136
MARK B COHEN 1415 BRIGHTON ST PHILADELPHIA PA 19111 COUNTY PHILADELPHIA MUNIC WARD 53 DIV 16	DISTRICT 203	FOUR THOUSAND SIX HUNDRED FORTY FIVE	4,645
DWIGHT EVANS PO BOX 19097 PHILADELPHIA PA 19138 COUNTY PHILADELPHIA MUNIC WARD 10 DIV 29			

2004 PRIMARY BALLOT CERTIFICATION REPORT

DEPARTMENT OF STATE
(12-07)

PHILADELPHIA COUNTY (51)

BALLOT POSITION AND ELECTION RESULT SECTION PART 1

OFFICE POSITIONS SHALL APPEAR ON VOTING MACHINE OR PAPER BALLOT IN SAME ORDER AS LISTED

** DEMOCRATIC PRIMARY **

INSERT VOTE IN WORDS
INSERT VOTE
IN DIGITS

DELEGATE TO DEMOCRATIC NATIONAL CONVENTION ----- DISTRICT 001
VOTE FOR NOT MORE THAN 6

GENDER COUNTY MUNIC		FEMALE PHILADELPHIA WARD 5 DIV 18		THIRTY EIGHT THOUSAND EIGHTY EIGHT		38,088	
GENDER COUNTY MUNIC		MALE PHILADELPHIA WARD 5 DIV 23		TWENTY FIVE THOUSAND THREE HUNDRED SIXTY THREE		25,363	
GENDER COUNTY MUNIC		MALE PHILADELPHIA WARD 34 DIV 34		SEVEN THOUSAND FOUR HUNDRED SEVENTY ONE		7,471	
GENDER COUNTY MUNIC		FEMALE PHILADELPHIA WARD 39 DIV 37		NINE THOUSAND SIX HUNDRED SIXTY THREE		9,663	
GENDER COUNTY MUNIC		MALE PHILADELPHIA WARD 33 DIV 16		ELEVEN THOUSAND ONE HUNDRED NINETY TWO		11,192	
GENDER COUNTY MUNIC		MALE PHILADELPHIA WARD 2 DIV 25		NINETEEN THOUSAND SEVEN HUNDRED FIFTY EIGHT		19,758	
GENDER COUNTY MUNIC		FEMALE PHILADELPHIA WARD 39 DIV 31		TWENTY THOUSAND SIX HUNDRED TWENTY THREE		20,623	
GENDER COUNTY MUNIC		FEMALE PHILADELPHIA WARD 40 DIV 40		NINETEEN THOUSAND SIX HUNDRED TWO		19,602	
LYNNE M ABRAHAM 296 ST JAMES PL PHILADELPHIA PA 19106 COMMITTED JOHN F KERRY							
STEPHEN A PINA 815 BROWN ST PHILADELPHIA PA 19123 COMMITTED JOHN F KERRY							
NORMAN J BUCHANAN 6615 LOTUS RD PHILADELPHIA PA 19151 COMMITTED LYNDON H LAROUCHE, JR							
MARY R WOODWARD 1120 JACKSON ST PHILADELPHIA PA 19147 COMMITTED LYNDON H LAROUCHE,							
MARK B COHEN 1415 BRIGHTON ST PHILADELPHIA PA 19111 COMMITTED HOWARD DEAN							
STEVEN KAPLAN 717B S 5TH ST PHILADELPHIA PA 19147 COMMITTED JOHN F KERRY							
ERIN DOUGHERTY 1933 E MOYAMENSING AVE PHILADELPHIA PA 19148 COMMITTED JOHN F KERRY							
LORRAINE MCRAE OVERTON 8500 LINDBERGH BLVD 1401 PHILADELPHIA PA 19153 COMMITTED JOHN F KERRY							

2004 PRIMARY BALLOT CERTIFICATION REPORT

DEPARTMENT OF STATE
(12 07)

PHILADELPHIA COUNTY (51)

BALLOT POSITION AND ELECTION RESULT SECTION PART I

OFFICE POSITIONS SHALL APPEAR ON VOTING MACHINE OR PAPER BALLOT IN SAME ORDER AS LISTED

** DEMOCRATIC PRIMARY **

INSERT VOTE
IN DIGITS

INSERT VOTE IN WORDS

DELEGATE TO DEMOCRATIC NATIONAL CONVENTION ----- DISTRICT 002
VOTE FOR NOT MORE THAN 7

NAME	RESIDENCE	GENDER	COUNTY	MUNICIPALITY	WARD	DIVISION	THRESHOLD	INSERT VOTE IN DIGITS
GARNETT LITTLEPAGE 2233 W ALLEGHENY AVE PHILADELPHIA PA 19132 COMMITTED JOHN F KERRY	MALE	PHILADELPHIA	WARD 11	DIV 14	THIRTY FOUR THOUSAND TWO HUNDRED NINETY SEVEN	34,297		
JEROME W MONDESIRE 8526 MCALLUM ST PA 19119 COMMITTED JOHN F KERRY	MALE	PHILADELPHIA	WARD 22	DIV 1	THIRTY FOUR THOUSAND SIX HUNDRED TWENTY SIX	34,626		
SHARIF STREET 1650 ARCH ST PA 19103 COMMITTED JOHN F KERRY	MALE	PHILADELPHIA	WARD 15	DIV 01	THIRTY SEVEN THOUSAND NINE HUNDRED SEVENTY SIX	37,976		
WILHELMINA MOORE 151 N PEACH ST PA 19139 COMMITTED JOHN F KERRY	FEMALE	PHILADELPHIA	WARD 44	DIV 4	THIRTY FIVE THOUSAND SEVEN HUNDRED SEVENTY THREE	35,773		
MICHAEL WEISS 2301 CHERY ST #6B PA 19103 COMMITTED HOWARD DEAN	MALE	PHILADELPHIA	WARD 8	DIV 19	NINE THOUSAND TWO HUNDRED SEVENTY FIVE	9,275		
BRUNHILDE R DURBEC 5720 WISSAHICKON AVE E-16 PHILADELPHIA PA 19144 COMMITTED LYNDON H LAROUCHE, JR	FEMALE	PHILADELPHIA	WARD 21	DIV 2J	FOUR THOUSAND FOUR HUNDRED NINETY FOUR	4,494		
ELEANOR M DEZZI 8660 BELFRY DR PA 19128 COMMITTED JOHN F KERRY	FEMALE	PHILADELPHIA	WARD 21	DIV 4S	TWENTY SIX THOUSAND TWO HUNDRED THIRTY	26,230		
MARIA F BULAT 1919 CHESTNUT ST APT 2302 PHILADELPHIA PA 19103 COMMITTED DENNIS J KUCINICH	FEMALE	PHILADELPHIA	WARD 8	DIV 16	TEN THOUSAND SEVEN HUNDRED SIX	10,706		

DEPARTMENT OF STATE
(12-07)

PHILADELPHIA COUNTY (51)

2004 PRIMARY BALLOT CERTIFICATION REPORT

UNCLASIFIED

PHILADELPHIA COUNTY (51)

BALLOT POSITION AND ELECTION RESULT SECTION PART I

OFFICE POSITIONS SHALL APPEAR ON VOTING MACHINE OR PAPER BALLOT IN SAME ORDER AS LISTED

** DEMOCRATIC PRIMARY **

DELEGATE TO DEMOCRATIC NATIONAL CONVENTION

VOTE FOR NOT MORE THAN 7

DISTRICT 002 (CONTINUED)

INSER: VOIL
IN DIGITS

INSER: VOTE IN WORDS

INSER: VOTE IN WORDS

INSER: VOTE IN WORDS

INSER: VOTE IN WORDS

INSER: VOTE IN WORDS

INSER: VOTE IN WORDS

INSER: VOTE IN WORDS

INSER: VOTE IN WORDS

INSER: VOTE IN WORDS

INSER: VOTE IN WORDS

INSER: VOTE IN WORDS

INSER: VOTE IN WORDS

INSER: VOTE IN WORDS

INSER: VOTE IN WORDS

INSER: VOTE IN WORDS

INSER: VOTE IN WORDS

INSER: VOTE IN WORDS

INSER: VOTE IN WORDS

INSER: VOTE IN WORDS

INSER: VOTE IN WORDS

INSER: VOTE IN WORDS

INSER: VOTE IN WORDS

INSER: VOTE IN WORDS

INSER: VOTE IN WORDS

INSER: VOTE IN WORDS

INSER: VOTE IN WORDS

INSER: VOTE IN WORDS

INSER: VOTE IN WORDS

INSER: VOTE IN WORDS

INSER: VOTE IN WORDS

INSER: VOTE IN WORDS

INSER: VOTE IN WORDS

INSER: VOTE IN WORDS

INSER: VOTE IN WORDS

INSER: VOTE IN WORDS

INSER: VOTE IN WORDS

INSER: VOTE IN WORDS

INSER: VOTE IN WORDS

2004 PRIMARY BALLOT CERTIFICATION REPORT

DEPARTMENT OF STATE
(12-07)

PHILADELPHIA COUNTY (S1)
BALLOT POSITION AND ELECTION RESULT SECTION PART I
OFFICE POSITIONS SHALL APPEAR ON VOTING MACHINE OR PAPER BALLOT IN SAME ORDER AS LISTED
* * DEMOCRATIC PRIMARY * *

INSERT VOIC
IN DIGITS

DELEGATE TO DEMOCRATIC NATIONAL CONVENTION		DISTRICT 008 (CONTINUED)	
VOTE FOR NOT MORE THAN 5			
MILA GROM 3338 RICH LIEU APT J132 BENSALEM PA 19020 COMMITTED LYNDON H LAROUCHE, JR	FEMALE BUCKS BENSALEM TWP	ONE HUNDRED TWENTY SIX	126
ROSEMARIE MIGNONI-SZCZUCKI 1238 PINE GROVE ST BRISTOL PA 19007 COMMITTED JOHN F KERRY	FEMALE BUCKS BRISTOL	SEVEN HUNDRED TWENTY ONE	721
ROBIN L WIESSMANN 1 GREENBRIAR CIRCLE LEWISTOWN PA 19940 COMMITTED JOHN F KERRY	FEMALE BUCKS UPPER MAKEFIELD TWP	SIX HUNDRED FIFTY SEVEN	657
DOREEN G SPELTS 186 E ASHLAND ST DOYLESTOWN PA 18901 COMMITTED HOWARD DEAN	FEMALE BUCKS DOYLESTOWN BORO	ONE HUNDRED NINETY ONE	191
ROBERT D QUINN 80X 366 WASHINGTON XING PA 18977 COMMITTED JOHN F KERRY	MALE BUCKS LOWER MAKEFIELD TWP	FIVE HUNDRED SIXTY	560
RONALD S SMITH 1621 BONNIE BRADY DR LYNDON H LAROUCHE COMMITTED LYNDON H LAROUCHE	MALE BUCKS UPPER SOUTHAMPTON TWP	ONE HUNDRED ONE	101
DELEGATE TO DEMOCRATIC NATIONAL CONVENTION		DISTRICT 013	
VOTE FOR NOT MORE THAN 6			
ROBERT K PRINCE 138 JENKINS AVE LANSDALE PA 19446 COMMITTED LYNDON H LAROUCHE	MALE MONTGOMERY LANSDALE	FOUR THOUSAND SEVEN HUNDRED FIVE	4,705
JOAN H NAGEL 236 S MAIN ST NORTH WALES PA 19454 COMMITTED JOHN F KERRY	FEMALE MONTGOMERY NORTH WALES	THIRTEEN THOUSAND NINE HUNDRED FIFTY ONE	13,951

BALLOT POSITION AND ELECTION RESULT SECTION PART I

OFFICE POSITIONS SHALL APPEAR ON VOTING MACHINE OR PAPER BALLOT IN SAME ORDER AS LISTED

* * DEMOCRATIC PRIMARY * *

INSERT VOTE
IN DIGITS

DELEGATE TO DEMOCRATIC NATIONAL CONVENTION ----- DISTRICT 013 (CONTINUED)

VOTE FOR NOT MORE THAN 6		GENDER COUNTY MUNIC		DISTRICT 013 (CONTINUED)		INSERT VOTE IN DIGITS
FRANK X CUSTER 1419 GWYNEDALE WAY LANSDALE COMMITTED JOHN F KERRY	PA 19446	MALE MONTGOMERY UPPER GWYNEDD		TEN THOUSAND SIX HUNDRED THIRTY THREE		10,633
THEODORE KIRSCH 5000 H N CONVENT LN PHILADELPHIA COMMITTED JOHN F KERRY	PA 19114	MALE PHILADELPHIA WARD 65 DIV 4		EIGHT THOUSAND FOUR HUNDRED NINETY FIVE		8,495
ANN THORNBURG WEISS 10 MONA DR EASTINGTON COMMITTED JOHN F KERRY	PA 19034	FEMALE MONTGOMERY UPPER DUBLIN TWP		NINE THOUSAND THREE HUNDRED FIFTY TWO		9,352
MARY ANN DOLLINGER 3730 REINIGER RD HATBORO COMMITTED LYNDON H LAROUCHE JR	PA 19040	FEMALE MONTGOMERY UPPER MORELAND TWP		THREE THOUSAND FIVE HUNDRED FOUR TEEN		3,514
GARENE MAKINSON-SANDERS 312 W MONTGOMERY AVE NORTH WALLE COMMITTED JOHN F KERRY	PA 19454	FEMALE MONTGOMERY NORTH WALLE		SIX THOUSAND EIGHT HUNDRED NINETY TWO		6,892
MICHAEL HORWITS 620 OAKFIELD LN PHILADELPHIA COMMITTED HOWARD DEAN	PA 19115	MALE PHILADELPHIA WARD 58 DIV 17		TWO THOUSAND SEVENTY SIX		2,076
LAWRENCE H CURRY 250 WYNCOE RD JENKINTOWN COMMITTED JOHN F KERRY	PA 19046	MALE MONTGOMERY JENKINTOWN		SIX THOUSAND SEVEN HUNDRED FIFTEEN		6,715

2004 PRIMARY BALLOT CERTIFICATION REPORT

DEPARTMENT OF STATE
(12 07)

PHILADELPHIA COUNTY (51)

BALLOT POSITION AND ELECTION RESULT SECTION PART 1

OFFICE POSITIONS SHALL APPEAR ON VOTING MACHINE OR PAPER BALLOT IN SAME ORDER AS LISTED

* * DEMOCRATIC PRIMARY * *

INSERT VOTE
IN DIGITS

INSERT VOTE IN WORDS

ALTERNATE DELEGATE TO DEMOCRATIC NATIONAL CONVENTION
VOTE FOR ONE

DISTRICT 002

DEBORAH B HILLIG
2629 OMBARD ST
PHILADELPHIA PA 19146
COMMITTED JOHN F KERRY

GENDER FEMALE
COUNTY PHILADELPHIA
MUNIC WARD 8 DIV 2

FORTY THOUSAND
NINE HUNDRED FOURTEEN

40,914

ALTERNATE DELEGATE TO DEMOCRATIC NATIONAL CONVENTION
VOTE FOR ONE

DISTRICT 008

RAYMOND J RIGAN
379 JUNIPER ST
WARMINSTER PA 18974
COMMITTED JOHN F KERRY

GENDER MALE
COUNTY BUCKS
MUNIC WARMINSTER 1WP

ONE THOUSAND
ONE HUNDRED NINETY EIGHT

1,198

ALTERNATE DELEGATE TO DEMOCRATIC NATIONAL CONVENTION
VOTE FOR ONE

DISTRICT 013

COLLEEN S ALEXANDER
8804 WILSON RD
WINDGORE PA 18038
COMMITTED JOHN F KERRY

GENDER FEMALE
COUNTY MONTGOMERY
MUNIC SPRINGFIELD

FIFTEEN THOUSAND
FOUR HUNDRED SEVENTY

15,470

REPORT LLL
DATE 04/14/72
PAGE NO

DEPARTMENT OF STATE
(12-07)

2004 PRIMARY BALLOT CERTIFICATION REPORT

PHILADELPHIA COUNTY (51)
BALLOT POSITION AND ELECTION RESULT SECTION PART 1

OFFICE POSITIONS SHALL APPEAR ON VOTING MACHINE OR PAPER BALLOT IN SAME ORDER AS LISTED
* * REPUBLICAN PRIMARY * *

INSERT VOTE IN WORDS

INSERT VOTE
IN DIGITS

PRESIDENT OF THE UNITED STATES ----- DISTRICT 000
VOTE FOR ONE

GEORGE W BUSH
PO BOX 10648
ARLINGTON VA 22210

TWENTY SIX THOUSAND
SEVEN HUNDRED FIFTY NINE

26,759

2004 PRIMARY BALLOT CERTIFICATION REPORT

LEGISLATIVE DISTRICT OF SEVENTEEN

PHILADELPHIA COUNTY (51)

BALLOT POSITION AND ELECTION RESULT SECTION PART I

OFFICE POSITIONS SHALL APPEAR ON VOTING MACHINE OR PAPER BALLOT IN SAME ORDER AS LISTED

* * REPUBLICAN PRIMARY * *

INSERT VOTE IN WORDS

INSERT VOTE
IN DIGITS

UNITED STATES SENATOR

DISTRICT 000

PAT TOOMEY
PO BOX 8658
ALLENTOWN

PA 18105

COUNTY LEHIGH
MUNIC UPPER MILFORD

FOURTEEN THOUSAND

14,795

ARLEN SPECTER
4111 TIMBER LN
PHILADELPHIA

PA 19144

COUNTY PHILADELPHIA
MUNIC WARD 21 DIV 23

TWENTY ONE THOUSAND

21,845

DEPARTMENT OF STATE
(12-07)

BUREAU OF ELECTIONS
2004 PRIMARY BALLOT CERTIFICATION REPORT

PHILADELPHIA COUNTY (51)

BALLOT POSITION AND ELECTION RESULT SECTION PART I

OFFICE POSITIONS SHALL APPEAR ON VOTING MACHINE OR PAPER BALLOT IN SAME ORDER AS LISTED

* * REPUBLICAN PRIMARY * *

INSERT VOTE IN WORDS

INSERT VOTE
IN DIGITS

ATTORNEY GENERAL
VOTE FOR ONE

DISTRICT 000

BRUCE CASTOR
P O BOX 430
LEDERACH

PA 19450

COUNTY
MUNIC

MONTGOMERY
LOWER SALFORD TWP

TWENTY THOUSAND FORTY

20,040

TOM CORBETT
214 PINE ST
HARRISBURG

PA 17101

COUNTY
MUNIC

ALLEGHENY
SHALER TWP

TWELVE THOUSAND

FOUR HUNDRED SIXTY TWO

12,462

2004 PRIMARY BALLOT CERTIFICATION REPORT

DEPARTMENT OF STATE
(12-07)

PHILADELPHIA COUNTY (51)

BALLOT POSITION AND ELECTION RESULT SECTION PART 1

OFFICE POSITIONS SHALL APPEAR ON VOTING MACHINE OR PAPER BALLOT IN SAME ORDER AS LISTED

* * REPUBLICAN PRIMARY * *

INSERT VOTE IN WORDS

INSERT VOT
IN DIGITS

AUDITOR GENERAL
VOTE FOR ONE

DISTRICT 000

JOE PETERS
1415 PRICE ST
SCRANTON

COUNTY LACKAMANNA
MUNIC SCRANTON

PA 18504

TWENTY TWO THOUSAND
SIX HUNDRED EIGHTY FIVE

22,685

REPORT 544
DATE 04/14/21
PAGE NO

DEPARTMENT OF STATE
(12 07)

PHILADELPHIA COUNTY (51)

2004 PRIMARY BALLOT CERTIFICATION REPORT

BUREAU OF ELECTIONS
2004 PRIMARY BALLOT CERTIFICATION REPORT

BALLOT POSITION AND ELECTION RESULT SECTION PART I

OFFICE POSITIONS SHALL APPEAR ON VOTING MACHINE OR PAPER BALLOT IN SAME ORDER AS LISTED

* * REPUBLICAN PRIMARY * *
INSERT VOTE IN WORDS

STATE TREASURER
VOTE FOR ONE

JEAN CRAIG PEPPER
333 W 9TH ST
ERIE

PA 16502

COUNTY ERIE
MUNIC ERIE

DISTRICT 000

TWENTY ONE THOUSAND
EIGHT HUNDRED TWENTY

21,820

INSERT VOTE
IN DIGITS

2004 PRIMARY BALLOT CERTIFICATION REPORT

PHILADELPHIA COUNTY (51)

BALLOT POSITION AND ELECTION RESULT SECTION PART I

OFFICE POSITIONS SHALL APPEAR ON VOTING MACHINE OR PAPER BALLOT IN SAME ORDER AS LISTED

* * * REPUBLICAN PRIMARY * * * INSERT VOTE IN WORDS

INSERT VOT
IN DIGITS

REPRESENTATIVE IN CONGRESS DISTRICT 001
 VOTE FOR ONE
 DEBORAH L WILLIAMS
 2125 SPENCER AVE #2
 PHILADELPHIA PA 19138 COUNTY PHILADELPHIA
 MUNIC WARD 17 DIV 9 FIVE THOUSAND
 NINE HUNDRED SIX 4,906

REPRESENTATIVE IN CONGRESS DISTRICT 002
 VOTE FOR ONE
 STEWART BOLMO
 3115 SHUMONT AVE
 PHILADELPHIA PA 19128 COUNTY PHILADELPHIA
 MUNIC WARD 21 DIV 5 SIX HUNDRED FORTY SIX
 FIVE THOUSAND 5,646

REPRESENTATIVE IN CONGRESS DISTRICT 008
 VOTE FOR ONE
 JOSEPH V MONTONE
 588 B WREN SONG RD
 YARLEY PA 19067 COUNTY BUCKS
 LOWER MAKEFIELD SEVEN HUNDRED FORTY FOUR
 ONE THOUSAND 744
 FIVE HUNDRED SIXTY FOUR 1,564

REPRESENTATIVE IN CONGRESS DISTRICT 013
 VOTE FOR ONE
 ELLEN M BARO
 624 RODMAN AVE
 ABINGTON PA 19046 COUNTY MONTGOMERY
 ABINGTON ONE THOUSAND
 NINE HUNDRED FORTY EIGHT 1,948
 AL FAUBENBERGER
 1213 LONEY PHILADELPHIA
 PHILADELPHIA PA 19111 COUNTY PHILADELPHIA
 WARD 63 DIV 4 SIX HUNDRED SEVENTY ONE
 SEVEN THOUSAND 7,716
 MELISSA BROWN
 6010 W MILL RD
 FLOURTOWN PA 19031 COUNTY MONTGOMERY
 WHITEMARSH SEVEN HUNDRED SIXTEEN

DEPARTMENT OF STATE
 (12 07)
 2004 PRIMARY BALLOT CERTIFICATION REPORT

PHILADELPHIA COUNTY (51)
 BALLOT POSITION AND ELECTION RESULT SECTION PART I
 OFFICE POSITIONS SHALL APPEAR ON VOTING MACHINE OR PAPER BALLOT IN SAME ORDER AS LISTED
 * * REPUBLICAN PRIMARY * *

SENATOR IN THE GENERAL ASSEMBLY		DISTRICT	INSERT VOTE IN WORDS	INSERT VOTE IN DIGITS
VOTE FOR ONE		001		
JOHN H MORLEY JR 759 SOUTH SHERIDAN ST PHILADELPHIA PA 19147	COUNTY PHILADELPHIA MUNIC WARD 2 DIV 24		THREE THOUSAND EIGHT HUNDRED THIRTY SIX	3,836
SENATOR IN THE GENERAL ASSEMBLY		003		
VOTE FOR ONE				
PATRICK JOHN CARROLL 8112 PINE PD PHILADELPHIA PA 19111	COUNTY PHILADELPHIA MUNIC WARD 63 DIV 1		TWO THOUSAND NINE HUNDRED EIGHTY SEVEN	2,987
SENATOR IN THE GENERAL ASSEMBLY		005		
VOTE FOR ONE				
SAM MIRARCHI 638 KISMET RD PHILADELPHIA PA 19115	COUNTY PHILADELPHIA MUNIC WARD 58 DIV 17		EIGHT THOUSAND THREE HUNDRED SEVEN	8,307
SENATOR IN THE GENERAL ASSEMBLY		007		
VOTE FOR ONE				
MARYALICE H DEVLIN 824 GREEN VALLEY DR PHILADELPHIA PA 19128	COUNTY PHILADELPHIA MUNIC WARD 21 DIV 34		ONE THOUSAND SIX HUNDRED SIXTY ONE	1,661

BALLOT POSITION AND ELECTION RESULT	SECTION	PART I	DISTRICT	INSERT VOTE IN WORDS	INSERT VOTE IN DIGITS
OFFICE POSITIONS SHALL APPEAR ON VOTING MACHINE OR PAPER BALLOT IN SAME ORDER AS LISTED					
* * REPUBLICAN PRIMARY * *					
REPRESENTATIVE IN THE GENERAL ASSEMBLY					
DISTRICT 152					
JOHN HEINRICH 2000 RICHARD RD WILLOW GROVE	PA 19090	COUNTY MONTGOMERY MUNIC UPPER MORELAND		TWENTY NINE	29
SUSAN C CORNELL 255 L MONTGOMERY AVE HATBORO	PA 19040	COUNTY MONTGOMERY MUNIC HATBORO		ONE HUNDRED THREE	103
EMILY L GRAUPNER 2045 RICHARD RD WILLOW GROVE	PA 19090	COUNTY MONTGOMERY MUNIC UPPER MORELAND		FIVE	5
REPRESENTATIVE IN THE GENERAL ASSEMBLY					
DISTRICT 154					
JEFFREY K BELFORD 308 POPLAR RD FLOURTOWN	PA 19031	COUNTY MONTGOMERY MUNIC SPRINGFIELD TWP		THIRTY FOUR	34
REPRESENTATIVE IN THE GENERAL ASSEMBLY					
DISTRICT 169					
DENNIS M O'BRIEN 213 LEONA AVE HUNTINGDON VALLEY	PA 19006	COUNTY PHILADELPHIA MUNIC WARD 56 DIV 43		THREE THOUSAND EIGHT HUNDRED SIXTY FOUR	3,864
REPRESENTATIVE IN THE GENERAL ASSEMBLY					
DISTRICT 170					
GEORGE J KENNEY JP 14020 TREVOSE RD PHILADELPHIA	PA 19116	COUNTY PHILADELPHIA MUNIC WARD 58 DIV 20		THREE THOUSAND FOUR HUNDRED SEVEN	3,407
REPRESENTATIVE IN THE GENERAL ASSEMBLY					
DISTRICT 172					
JOHN M PERZEL 7010 BROUS AVE PHILADELPHIA	PA 19152	COUNTY PHILADELPHIA MUNIC WARD 64 DIV 10		FIVE THOUSAND SEVEN HUNDRED SIXTY TWO	5,762

2004 PRIMARY BALLOT CERTIFICATION REPORT

PHILADELPHIA COUNTY (51)
BALLOT POSITION AND ELECTION RESULT SECTION PART 1

OFFICE POSITIONS SHALL APPEAR ON VOTING MACHINE OR PAPER BALLOT IN SAME ORDER AS LISTED

** REPUBLICAN PRIMARY **

INSERT VOTE
IN DIGITS

REPRESENTATIVE IN THE GENERAL ASSEMBLY VOTE FOR ONE	DISTRICT	INSERT VOTE IN WORDS	INSERT VOTE IN DIGITS
DON NORRIS 4517 UNRUH ST PHILADELPHIA PA 19135 COUNTY PHILADELPHIA MUNIC WARD 41 DIV 2	DISTRICT 173	ONE THOUSAND TWO HUNDRED THIRTY FOUR	1,234
AIDA ALOIAN 7519 MARGY PI PHILADELPHIA PA 19115 COUNTY PHILADELPHIA MUNIC WARD 56 DIV 30	DISTRICT 174	ONE THOUSAND FORTY SEVEN	1,047
GREG MESTER JR 1206 SOUTH 2ND ST PHILADELPHIA PA 19147 COUNTY PHILADELPHIA MUNIC WARD 2 DIV 1	DISTRICT 175	NINE HUNDRED FORTY FIVE	945
JOHN J TAYLOR 1014 HAMORTH ST PHILADELPHIA PA 19124 COUNTY PHILADELPHIA MUNIC WARD 23 DIV 1J	DISTRICT 177	TWO THOUSAND SIX HUNDRED SIXTEEN	2,616
MICHAEL B BERRY 4715 NORTH FOURTH ST PHILADELPHIA PA 19120 COUNTY PHILADELPHIA MUNIC WARD 42 DIV 07	DISTRICT 179	FOUR HUNDRED NINETY EIGHT	498
MATTHEW J SLONAKER SR 3736 L ST PHILADELPHIA PA 19124 COUNTY PHILADELPHIA MUNIC WARD 33 DIV 14	DISTRICT 180	ONE HUNDRED SIXTY TWO	162

REPORT 11
DATE 04/14/07
PAGE NO

2004 PRIMARY BALLOT CERTIFICATION REPORT

DEPARTMENT OF STATE
(12 07)

PHILADELPHIA COUNTY (51)

BALLOT POSITION AND ELECTION RESULT SECTION PART I

OFFICE POSITIONS SHALL APPEAR ON VOTING MACHINE OR PAPER BALLOT IN SAME ORDER AS LISTED

* * REPUBLICAN PRIMARY * *

INSERT VOTE IN WORDS

INSERT VOT
IN DIGITS

REPRESENTATIVE IN THE GENERAL ASSEMBLY ----- DISTRICT 197
VOTE FOR ONE

LEWIS HARRIS JR
1710 N 22ND ST
PHILADELPHIA PA 19153

COUNTY PHILADELPHIA
MUNIC WARD 47 DIV 11

----- TWO HUNDRED SEVENTY FOUR -----
274 -----

2004 PRIMARY BALLOT CERTIFICATION REPORT

DEPARTMENT OF STATE
(12-07)

PHILADELPHIA COUNTY (51)

BALLOT POSITION AND ELECTION RESULT SECTION PART I

OFFICE POSITIONS SHALL APPEAR ON VOTING MACHINE OR PAPER BALLOT IN SAME ORDER AS LISTED

** REPUBLICAN PRIMARY **

INSERT VOTE
IN DIGITS

DELEGATE TO REPUBLICAN NATIONAL CONVENTION		DISTRICT 001		INSERT VOTE IN DIGITS
VOTE FOR NOT MORE THAN 3				
VITO F. CANUSO JR 620 KENILWORTH ST PHILADELPHIA PA 19147	MALE PHILADELPHIA WARD 2 DIV 24	THREE THOUSAND SIX HUNDRED FOUR	3,604	
FREDERICK W. ANTON, 3RD N. COLUMBUS BLVD #137 PHILADELPHIA PA 19106	MALE PHILADELPHIA WARD 5 DIV 10	TWO THOUSAND EIGHT HUNDRED FIFTY FOUR	2,854	
JOSEPH N. BONGIOVANNI 6426 SHERWOOD RD PHILADELPHIA PA 19151	MALE PHILADELPHIA WARD 34 DIV 23	THREE THOUSAND FIVE HUNDRED TWENTY	3,520	
DELEGATE TO REPUBLICAN NATIONAL CONVENTION		DISTRICT 002		
VOTE FOR NOT MORE THAN 3				
BRUCE M. HARRIS 143 N RUBY ST PHILADELPHIA PA 19139	MALE PHILADELPHIA WARD 44 DIV 4	FOUR THOUSAND FORTY SIX	4,046	
JESSE WALTERS 8720 STEWART AVE PHILADELPHIA PA 19118	MALE PHILADELPHIA WARD 9 DIV 7	THREE THOUSAND THREE HUNDRED NINETY TWO	3,392	
AGNES TILLEY 7017 OAKLEY ST PHILADELPHIA PA 19111	FEMALE PHILADELPHIA WARD 35 DIV 1	THREE THOUSAND SEVEN HUNDRED TWENTY SIX	3,726	
DELEGATE TO REPUBLICAN NATIONAL CONVENTION		DISTRICT 008		
VOTE FOR NOT MORE THAN 3				
JOAN HANDY 200 BRANFORD TER PERKASIE PA 18944	FEMALE BUCKS PERKASIE	EIGHT HUNDRED FORTY NINE	849	
DANIEL B. SHYDER 2672 BRISTOL RD WARRINGTON PA 18976	MALE BUCKS WARRINGTON	SEVEN HUNDRED NINETY NINE	799	
PAUL J. CLYMER P.O. BOX 205 SELLERSVILLE PA 18960	MALE BUCKS WEST ROCKHILL TWP	ONE THOUSAND TWO HUNDRED FORTY	1,240	

(CONTINUED)

DEPARTMENT OF STATE
(12-07)

PHILADELPHIA COUNTY (51)

2004 PRIMARY BALLOT CERTIFICATION REPORT

BUKLAU OF LILLIURS

BALLOT POSITION AND ELECTION RESULT SECTION PART I

OFFICE POSITIONS SHALL APPEAR ON VOTING MACHINE OR PAPER BALLOT IN SAME ORDER AS LISTED

* * REPUBLICAN PRIMARY * *

INSERT VOIL IN WORDS
INSERT VOIL IN DIGITS

DELEGATE TO REPUBLICAN NATIONAL CONVENTION		DISTRICT 008 (CONTINUED)		
VOTE FOR NOT MORE THAN 3				
STEPHANIE B FISCHER 74 CANYON RD LEVITTOWN PA 19057	FEMALE BUCKS COUNTY MUNIC MIDDLETOWN TWP	SIX HUNDRED SIXTY TWO	662	
DAVID S C PAO 7 WOODLAND RD NEWTOWN PA 10940	MALE BUCKS COUNTY MUNIC UPPER MAKEFIELD	FIVE HUNDRED TWELVE	512	
DELEGATE TO REPUBLICAN NATIONAL CONVENTION		DISTRICT 013		
VOTE FOR NOT MORE THAN 3				
BILL DONNELLY 111 ROSC LN PO BOX 367 HORSHAM PA 19044	MALE MONTGOMERY COUNTY MUNIC HORSHAM TWP	SIX THOUSAND THREE HUNDRED FORTY ONE	6,341	
JAMES B MATTHEWS 94 GREYCLIFFE LAKE LOWER GATNEEDD PA 19002	MALE MONTGOMERY COUNTY MUNIC LOWER GATNEEDD	FIVE THOUSAND NINETY NINE	5,099	
MICHAEL J MCMONAGLE 300 GREENWOOD RD LANSDALE PA 19446	MALE MONTGOMERY COUNTY MUNIC LANSDALE	THREE THOUSAND FIVE HUNDRED FIFTY NINE	3,559	
SHERYL S PERZEL 7810 BROUS AVE PHILADELPHIA PA 19152	FEMALE PHILADELPHIA COUNTY MUNIC WARD 64 DIV 18	SEVEN THOUSAND ONE HUNDRED EIGHTY FOUR	7,184	

2004 PRIMARY BALLOT CERTIFICATION REPORT

DEPARTMENT OF STATE
(12 07)

PHILADELPHIA COUNTY (51)

BALLOT POSITION AND ELECTION RESULT SECTION PART I

OFFICE POSITIONS SHALL APPEAR ON VOTING MACHINE OR PAPER BALLOT IN SAME ORDER AS LISTED

** REPUBLICAN PRIMARY **

INSERT VOTE IN WORDS

INSERT VOTE
IN DIGITS

ALTERNATE DELEGATE TO REPUBLICAN NATIONAL CONVENTION DISTRICT 001
VOTE FOR NOT MORE THAN 3

NAME	ADDRESS	CITY	STATE	ZIP	GENDER	COUNTY	MUNICIPALITY	WARD	DIVISION	WORDS	DIGITS
LINDA M GILORNA	1815 HARTMAN ST	PHILADELPHIA	PA	19145	FEMALE	PHILADELPHIA	MUNICIPALITY	WARD 26	DIV 23	THREE THOUSAND ONE HUNDRED TWENTY FOUR	3,124
DEBORAH WILLIAMS	1250 WILSON AVE	PHILADELPHIA	PA	19138	FEMALE	PHILADELPHIA	MUNICIPALITY	WARD 17	DIV 9	THREE THOUSAND ONE HUNDRED FORTY FOUR	3,144
WILLIAM J PETTIGREW	1124 ARROTT ST	PHILADELPHIA	PA	19124	MALE	PHILADELPHIA	MUNICIPALITY	WARD 23	DIV 4	TWO THOUSAND NINE HUNDRED FORTY FIVE	2,945

ALTERNATE DELEGATE TO REPUBLICAN NATIONAL CONVENTION DISTRICT 002
VOTE FOR NOT MORE THAN 3

NAME	ADDRESS	CITY	STATE	ZIP	GENDER	COUNTY	MUNICIPALITY	WARD	DIVISION	WORDS	DIGITS
JOSEPH C TOLAND	5925 N 5TH ST	PHILADELPHIA	PA	19120	MALE	PHILADELPHIA	MUNICIPALITY	WARD 61	DIV 3	THREE THOUSAND SEVEN HUNDRED NINETY TWO	3,792
GILBERT W COX	1350 LAVERLY RD	WYRCOTE	PA	19095	MALE	MONTGOMERY	CHELTENHAM			THREE THOUSAND FOUR HUNDRED SEVENTY NINE	3,479
BERNICE T ROSENFELD	1901 WALNUT ST	PHILADELPHIA	PA	19103	FEMALE	PHILADELPHIA	MUNICIPALITY	WARD 8	DIV 10	THREE THOUSAND THREE HUNDRED SEVENTY SEVEN	3,377

ALTERNATE DELEGATE TO REPUBLICAN NATIONAL CONVENTION DISTRICT 008
VOTE FOR NOT MORE THAN 3

NAME	ADDRESS	CITY	STATE	ZIP	GENDER	COUNTY	MUNICIPALITY	WARD	DIVISION	WORDS	DIGITS
JOSEPH STAERAN III	1376 ARUNDEL WAY	BENSALEM	PA	19020	MALE	BUCKS	BENSALEM			ONE THOUSAND ONE HUNDRED SIXTY SIX	1,166
STANLEY E 80C	12515 FEDOR RD	PHILADELPHIA	PA	19154	MALE	PHILADELPHIA	MUNICIPALITY	WARD 66	DIV 6	ONE THOUSAND TWO HUNDRED FOUR	1,204
DARWIN M HOFFMAN	102 W HAMILTON ST	DOYLESTOWN	PA	18901	MALE	DOCKERS	DOYLESTOWN			ONE THOUSAND TWO HUNDRED FORTY THREE	1,243

2004 PRIMARY BALLOT CERTIFICATION REPORT

DEPARTMENT OF STATE
(12-07)

PHILADELPHIA COUNTY (51)

BALLOT POSITION AND ELECTION RESULT SECTION PART I

OFFICE POSITIONS SHALL APPEAR ON VOTING MACHINE OR PAPER BALLOT IN SAME ORDER AS LISTED

* * REPUBLICAN PRIMARY * *

INSERT VOTE IN WORDS

INSERT VOT
IN DIGITS

ALTERNATE DELEGATE TO REPUBLICAN NATIONAL CONVENTION DISTRICT 013
VOTE FOR NOT MORE THAN 3

NAME	ADDRESS	CITY	STATE	ZIP	SEX	PARTY	WORDS	DIGITS
KELLY PRESKI	7910 FRONTENAC ST	PHILADELPHIA	PA	19111	FEMALE	REPUBLICAN	SEVEN THOUSAND SEVEN HUNDRED FORTY ONE	7,741
SUSAN P ROSENBAUM	1255 HAZELWOOD DR	UPPER DUBLIN	PA	19034	FEMALE	REPUBLICAN	SIX THOUSAND ONE HUNDRED FORTY ONE	6,141
ROBERT C YOUNG	1151 FAUST RD	PERKIONNVILLE	PA	18074	MALE	REPUBLICAN	SIX THOUSAND SIX HUNDRED FOUR	6,604

2004 PRIMARY BALLOT CERTIFICATION REPORT

DEPARTMENT OF STATE
 (12-07)

PHILADELPHIA COUNTY (51)
 BALLOT POSITION AND ELECTION RESULT SECTION PART 1
 OFFICE POSITIONS SHALL APPEAR ON VOTING MACHINE OR PAPER BALLOT IN SAME ORDER AS LISTED
 * * REPUBLICAN PRIMARY * *

MEMBER OF REPUBLICAN STATE COMMITTEE VOTE FOR NOT MORE THAN 2	DISTRICT	INSERT VOTE IN WORDS	INSERT VOTE IN DIGITS
SUZANNE D COHEN 1420 LOCUST ST APT 8A PHILADELPHIA PA 19102 FEMALE COUNTY PHILADELPHIA MUNIC WARD 8 DIV 21	DISTRICT 501	TWO THOUSAND EIGHT HUNDRED SIXTY EIGHT	2,868
JAMES DINTINO 1730 JACKSON ST PHILADELPHIA PA 19145 MALE COUNTY PHILADELPHIA MUNIC WARD 26 DIV 12	DISTRICT 501	THREE THOUSAND ONE HUNDRED FIFTY FIVE	3,155
TERESA TIERNEY 1248 CHELSEA AVE PHILADELPHIA PA 19111 FEMALE COUNTY PHILADELPHIA MUNIC WARD 56 DIV 8	DISTRICT 502	THREE THOUSAND SIX HUNDRED THIRTY ONE	3,631
CHRIS VOGLER 3121 KNORR ST PHILADELPHIA PA 19149 MALE COUNTY PHILADELPHIA MUNIC WARD 55 DIV 12	DISTRICT 502	THREE THOUSAND TWO HUNDRED SIXTY TWO	3,262
WALTER F VOGLER JR 712 HILL RD PHILADELPHIA PA 19128 MALE COUNTY PHILADELPHIA MUNIC WARD 31 DIV 32	DISTRICT 503	TWO THOUSAND SEVENTY TWO THOUSAND	2,070
AGNES TILLEY 7017 OAKLEY ST PHILADELPHIA PA 19111 FEMALE COUNTY PHILADELPHIA MUNIC WARD 35 DIV 1	DISTRICT 503	ONE HUNDRED NINETY THREE	2,193
KENNETH J BOWELL JR 35 W HAMPTON RD PHILADELPHIA PA 19118 MALE COUNTY PHILADELPHIA MUNIC WARD 9 DIV 8	DISTRICT 504	SEVEN HUNDRED NINETY ONE	791
ANITA E ZALEWSKI 7038 MCCALLUM ST PHILADELPHIA PA 19119 FEMALE COUNTY PHILADELPHIA MUNIC WARD 22 DIV 1	DISTRICT 504	SIX HUNDRED FIFTY TWO	652

2004 PRIMARY BALLOT CERTIFICATION REPORT

GOVERNMENT OF STATE
(12 07)

PHILADELPHIA COUNTY (51)

BALLOT POSITION AND ELECTION RESULT SECTION PART I

OFFICE POSITIONS SHALL APPEAR ON VOTING MACHINE OR PAPER BALLOT IN SAME ORDER AS LISTED

* * REPUBLICAN PRIMARY * *

INSERT VOTE IN WORDS
INSERT VOTI
IN DIGITS

MEMBER OF REPUBLICAN STATE COMMITTEE DISTRICT 505
VOTE FOR NOT MORE THAN 3

ANGELA P WECHTER
8943 LEONARD ST
PHILADELPHIA PA 19152
GENDER COUNTY PHILADELPHIA
MUNIC WARD 57 DIV 05
FEMALE
SIX THOUSAND SEVEN 6,007

KEVIN M PASQUAY
3454 LIVINGSTON ST
PHILADELPHIA PA 19134
GENDER COUNTY PHILADELPHIA
MUNIC WARD 45 DIV 24
MALE
FIVE THOUSAND 5,265

MARGARET L RECUPIDO
3954 GRANT AVE
PHILADELPHIA PA 19114
GENDER COUNTY PHILADELPHIA
MUNIC WARD 57 DIV 22
FEMALE
FIVE THOUSAND NINETY FIVE 5,095

MEMBER OF REPUBLICAN STATE COMMITTEE DISTRICT 507
VOTE FOR NOT MORE THAN 2

MARY K BONGIOVANNI
6426 SHERWOOD RD
PHILADELPHIA PA 19151
GENDER COUNTY PHILADELPHIA
MUNIC WARD 34 DIV 23
FEMALE
ONE THOUSAND TWO HUNDRED SIXTY NINE 1,269

BRUCE M HARRIS
143 N RUBY ST
PHILADELPHIA PA 19139
GENDER COUNTY PHILADELPHIA
MUNIC WARD 44 DIV 4
MALE
ONE THOUSAND SEVENTY EIGHT 1,078

MEMBER OF REPUBLICAN STATE COMMITTEE DISTRICT 508
VOTE FOR NOT MORE THAN 2

MATTHEW WOLFE
4256 REGENT SQ
PHILADELPHIA PA 19104
GENDER COUNTY PHILADELPHIA
MUNIC WARD 27 DIV 7
MALE
FIVE HUNDRED TWENTY ONE 521

SHIRLEYAN EASLEY
2443 KIMBALL ST
PHILADELPHIA PA 19146
GENDER COUNTY PHILADELPHIA
MUNIC WARD 30 DIV 17
FEMALE
FOUR HUNDRED SEVENTY SEVEN 477

DEPARTMENT OF STATE
(12:07)

PHILADELPHIA COUNTY (51)

2004 PRIMARY BALLOT CERTIFICATION REPORT

BUREAU OF ELECTIONS
BALLOT POSITION AND ELECTION RESULT SECTION PART II
OFFICIAL POSITIONS SHALL APPEAR ON VOTING MACHINE OR PAPER BALLOT IN SAME ORDER AS LISTED

WATER AND WASTEWATER INFRASTRUCTURE REFERENDUM	YES VOTES IN WORDS	YES VOTES IN DIGITS
DO YOU FAVOR THE INCURRING OF INDEBTEDNESS BY THE COMMONWEALTH IN THE AMOUNT OF \$250,000,000 FOR USE AS GRANTS AND LOANS FOR CONSTRUCTION EXPANSION OR IMPROVEMENT OF WATER AND WASTEWATER INFRASTRUCTURE INCLUDING WATER SUPPLY AND SEWAGE TREATMENT SYSTEMS?	FIFTY EIGHT THOUSAND TWENTY SIX	58,026
	NO VOTES IN WORDS	NO VOTES IN DIGITS
	TWENTY FIVE THOUSAND TWO HUNDRED NINETY SEVEN	25,297

DEPARTMENT OF STATE
 DIVISION OF ELECTIONS
 2004 PRIMARY BALLOT CERTIFICATION REPORT

PHILADELPHIA COUNTY (51)

BALLOT POSITION AND ELECTION RESULT SECTION PARI 111

USE THIS PAGE TO RECORD VOTE TOTALS AND CANDIDATE INFORMATION FOR WRITE-IN VOTES CAST

OFFICE	NAME	ADDRESS	CITY	COUNTY	MUNIC	STATE	ZIP	DISTRICT	202	PARTY	REPUBLICAN	INSERT VOTE IN DIGITS
	<u>REPRESENTATIVE IN THE GENERAL ASSEMBLY</u>											
	<u>GARY GRISAFI</u>	<u>862 ANCHOR STREET</u>	<u>PHILADELPHIA</u>	<u>PHILADELPHIA</u>	<u>PHILADELPHIA</u>	<u>PA</u>	<u>19124</u>					
								<u>FOUR HUNDRED SIXTY SIX</u>				<u>466</u>
OFFICE	NAME	ADDRESS	CITY	COUNTY	MUNIC	STATE	ZIP	DISTRICT	202	PARTY	REPUBLICAN	INSERT VOTE IN DIGITS
OFFICE	NAME	ADDRESS	CITY	COUNTY	MUNIC	STATE	ZIP	DISTRICT	202	PARTY	REPUBLICAN	INSERT VOTE IN DIGITS
OFFICE	NAME	ADDRESS	CITY	COUNTY	MUNIC	STATE	ZIP	DISTRICT	202	PARTY	REPUBLICAN	INSERT VOTE IN DIGITS
OFFICE	NAME	ADDRESS	CITY	COUNTY	MUNIC	STATE	ZIP	DISTRICT	202	PARTY	REPUBLICAN	INSERT VOTE IN DIGITS

PRIMARY ELECTION
APRIL 27, 2004

OFFICE OF THE COUNTY BOARD OF ELECTIONS
CERTIFICATION AFFIDAVIT

COMMONWEALTH OF PENNSYLVANIA
PHILADELPHIA COUNTY

COUNTY OF Philadelphia) SS Philadelphia PA May 24, 20

WE HEREBY CERTIFY THAT THESE 40 PAGES ARE THE OFFICIAL RETURNS AS THEY APPEAR ON RECORD OF THE VOTES CAST AT
THE PRIMARY ELECTION HELD APRIL 27, 2004
IN WITNESS WHEREOF, WE HAVE HEREUNTO SET OUR HANDS AND SEAL OF OFFICE THIS 24th DAY
OF May, 2004

Margaret M. Santiago
Elyse A. ...
Joseph J. ...
Dynus Kella

SEAL

COUNTY BOARD OF ELECTIONS

38
385

Should the City of Philadelphia borrow \$76,251,010 for and toward: Transit; Streets and Sanitation; Municipal Building; Parks, Recreation and Museums and; Economic and Community Development:

Yes	Two Hundred Eighty Six Thousand Four Hundred Seventeen	286,417
No	One Hundred Six Thousand Seventy Three	106,073

GENERAL ELECTION
NOVEMBER 02, 2004

OFFICE OF THE COUNTY BOARD OF ELECTIONS
CERTIFICATION AFFIDAVIT

COMMONWEALTH OF PENNSYLVANIA
PHILADELPHIA COUNTY

COUNTY OF Philadelphia) SS Philadelphia , PA Twenty Ninth , 2004
WE HEREBY CERTIFY THAT THESE PAGES ARE THE OFFICIAL RETURNS AS THEY APPEAR ON RECORD OF THE VOTES CAST AT
THE GENERAL ELECTION HELD NOVEMBER 02, 2004
IN WITNESS WHEREOF, WE HAVE HEREUNTO SET OUR HANDS AND SEAL OF OFFICE THIS Twenty Ninth DAY
OF November , 2004

Margaret M. Farnsworth
Edmund J. ...
ATTEST
Joseph J. ...
Dennis Kelle
CLERK

SEAL

COUNTY BOARD OF ELECTIONS

PHILADELPHIA CITY COMMISSIONERS

GENERAL ELECTION BALLOT CERTIFICATION

NOVEMBER 2, 2004

388

BUREAU OF ELECTIONS
 ELECTION BALLOT CERTIFICATION REPORT
 NOVEMBER 02 2004

2004 GENERAL

PHILADELPHIA COUNTY (51)
 BALLOT POSITION AND ELECTION RESULT SECTION PART I
 OFFICE POSITIONS SHALL APPEAR ON VOTING MACHINE OR PAPER BALLOT IN SAME ORDER AS LISTED

INSERT VOTE IN DIGITS

INSERT VOTE IN WORDS

PRESIDENT OF THE UNITED STATES VOTE FOR ONE	DISTRICT	000	542,205
JOHN F. KERRY 19 LOUISBURG SQ BOSTON MA 02108-1202 VICE PRESIDENT JOHN EDWARDS	DEMOCRATIC	Five Hundred Forty Two Thousand Two Hundred Five	542,205
GEORGE W. BUSH PO BOX 10548 ARLINGTON VA 22210-0000 VICE PRESIDENT DICK CHENEY	REPUBLICAN	One Hundred Thirty Thousand Ninety Nine	130,099
MICHAEL BODMARIK 6607 MCNEIL DR 434 AUSTIN TX 78729-0000 VICE PRESIDENT RICHARD V CAMPAGNA	LIBERTARIAN	Eight Hundred Ninety Five	895
DAVID K COBB 1402 H STREET EUREKA CA 95502-0000 VICE PRESIDENT PATRICIA H LAMARCHE	GREEN	Four Hundred Eighty Three	483
MICHAEL ANTHONY PEROUTKA 151 LONGFELLOW DR HILLERSVILLE MD 21108-0000 VICE PRESIDENT CHUCK BALDWIN	CONSTITUTION	Three Hundred Eighty Seven	387
UNITED STATES SENATOR VOTE FOR ONE	DISTRICT	000	
JOSEPH M HOEFFEL 1808 LYCOMING AVE ABINGTON PA 19001-1106	DEMOCRATIC	Four Hundred Fifty One Thousand Nine Hundred One	451,901

(CONTINUED)

BUREAU OF ELECTIONS
ELECTION BALLOT CERTIFICATION REPORT
NOVEMBER 02, 2004

2004 GENERAL
PHILADELPHIA COUNTY (51)

BALLOT POSITION AND ELECTION RESULT SECTION PART I
OFFICE POSITIONS SHALL APPEAR ON VOTING MACHINE OR PAPER BALLOT IN SAME ORDER AS LISTED

INSERT VOTE IN DIGITS

INSERT VOTE IN WORDS

UNITED STATES SENATOR	(CONTINUED)	DISTRICT	000	000
VOTE FOR ONE				
ARLEN SPECTER 411 TIMBER LN PHILADELPHIA PA 19144-5525	REPUBLICAN	One Hundred Eighty One Thousand Nine Hundred Twenty Two	181,922	
BETSY SUMMERS 47 S WELLES ST WILKES BARRE PA 18702-0000	LIBERTARIAN	Four Thousand Eighty Six	4,086	
JAMES W. CLYMER 301 LEFORS RD MILLERSVILLE PA 17551-0000	CONSTITUTION	Three Thousand One Hundred Five	3,105	
ATTORNEY GENERAL		DISTRICT	000	
JIM EISENHOWER 919 LINCOLN DR PHILADELPHIA PA 19118-0000	DEMOCRATIC	Five Hundred One Thousand One Hundred Twenty Four	501,124	
TOM CORBETT 214 PINE ST HARRISBURG PA 17101-0000	REPUBLICAN	One Hundred Seventeen Thousand Three Hundred Sixty Nine	117,369	
MARAKAY J. ROGERS 552 E MARKET ST YORK PA 17403-1104	GREEN	Six Thousand Two Hundred Forty Three	6,243	

2004 GENERAL ELECTION BALLOT CERTIFICATION REPORT
 NOVEMBER 02 2004

REPORT OF THE
 CLERK OF STATE

MILADELPHIA COUNTY (51)
 BALLOT POSITION AND ELECTION RESULT SECTION PART I
 OFFICE POSITIONS SHALL APPEAR ON VOTING MACHINE OR PAPER BALLOT IN SAME ORDER AS LISTED

INSERT VOTE IN WORDS

INSERT VOTE IN DIGITS

DISTRICT 000			
EDITOR GENERAL			
SITE FOR ONE			
JACK WAGNER 2112 LOS ANGELES AVE PITTSBURGH PA 15216-3515	DEMOCRATIC	Four Hundred Ninety Three Thousand Eight Hundred Forty One	493,841
JOE PETERS 1415 PRICE ST SCRANTON PA 18504-0000	REPUBLICAN	One Hundred Seven Thousand THREE HUNDRED EIGHT	107,308
BERLIE R. ETZEL JR 119 BENTLEY LN SHIPPENVILLE PA 16254-0000	LIBERTARIAN	THREE THOUSAND FOUR HUNDRED NINETEEN	3,419
BEN G. PRICE 40 FAITH CIRCLE CARLISLE PA 17013-0000	GREEN	SIX THOUSAND NINETY FOUR	6,094
LEONARD E. RITCHEY 5207 DEERFIELD AVE MECHANICSBURG PA 17050-0000	CONSTITUTION	One Thousand Six Hundred Thirty Four	1,634
SITE FOR ONE		DISTRICT 000	
BOB CASEY JR 508 N FRONT ST HARRISBURG PA 17101-0000	DEMOCRATIC	Five Hundred Twenty Four Thousand Four Hundred Seventy One	524,471

(CONTINUED)

BALLOT POSITION AND ELECTION RESULT SECTION PART I
 OFFICE POSITIONS SHALL APPEAR ON VOTING MACHINE OR PAPER BALLOT IN SAME ORDER AS LISTED

INSERT VOTE IN DIGITS

INSERT VOTE IN WORDS

TATE, TREASURER----- (CONTINUED)
 VOTE FOR ONE DISTRICT 000

JEAN CRAIG PEPPER 332 W 9TH ST ERIE PA 16502-0000	REPUBLICAN	Ninety Thousand Six Hundred Eighty Seven 90,687
DARRYL W PERRY 143 WILLIAMS RD STAHLSTOWN PA 15687-0000	LIBERTARIAN	Three Thousand Eight Hundred Twenty Two 3,822
PAUL TEISE 1183 APPLE RD QUAKERTOWN PA 18951-0000	GREEN	Five Thousand Two Hundred Fifty Eight 5,258
MAY LAMPENFELD 903 DOGWOOD RD CHERRYVILLE PA 18035-0000	CONSTITUTION	One Thousand Fifty Eight 1,058
REPRESENTATIVE IN CONGRESS----- DISTRICT 001 VOTE FOR ONE		
ROBERT A BRADY 1301 KIMBERLY DR PHILADELPHIA PA 19151-0000	DEMOCRATIC	One Hundred Ninety Two Thousand Twenty Four 192,024
DEBORAH I WILLIAMS 2125 SPECTER AVE PHILADELPHIA PA 19138-2413	REPUBLICAN	Twenty Eight Thousand Five Hundred Fifty Eight 28,558

(CONTINUED)

BALLOT POSITION AND ELECTION RESULT SECTION PART I
OFFICE POSITIONS SHALL APPEAR ON VOTING MACHINE OR PAPER BALLOT IN SAME ORDER AS LISTED

INSERT VOTE IN DIGITS

INSERT VOTE IN WORDS

REPRESENTATIVE IN CONGRESS
DISTRICT 001

CHRISTOPHER RANDOLPH
1234 S HANCOCK ST #2
PHILADELPHIA PA 19147-0000
RANDOLPH FOR CONGRESS Seven Hundred Sixty Five 765

REPRESENTATIVE IN CONGRESS
DISTRICT 002

CHAKA FATTAH
4104 WALNUT ST
PHILADELPHIA PA 19104-0000
DEMOCRATIC Two Hundred Thirty Eight Thousand 238,432

STEWART BOLIND
331 E SHAMMONT AVE
PHILADELPHIA PA 19128-0000
REPUBLICAN Twenty Nine Thousand Three Hundred Eight Five 29,385

REPRESENTATIVE IN CONGRESS
DISTRICT 008

VIRGINIA WATERS SCHRADER
44 BLACK ROCK RD
YARBLEY PA 19067-0000
DEMOCRATIC Five Thousand Five Hundred Twenty Five 5,525

MICHAEL G. FITZPATRICK
PIEHLERS SPRUCE RD
LEVITTOWN PA 19056-0000
REPUBLICAN Eight Thousand Three Hundred Seven 8,307

ARTHUR L. FARNSWORTH
369 STEWARTS RD
GREEN LANE PA 18054-2550
LIBERTARIAN One Hundred Eight 108

(CONTINUED)

INSERT VOTE IN DIGITS

INSERT VOTE IN WORDS

REPRESENTATIVE IN CONGRESS----- (CONTINUED)
 VOTE FOR ONE DISTRICT 008

ERICH G. LUKAS
 715 HUNTERS RUN
 PERKASIE PA 18944-0000
 CONSTITUTION Twenty Three 23

REPRESENTATIVE IN CONGRESS-----
 VOTE FOR ONE DISTRICT 013

ALLYSON SCHWARTZ
 8253 BUSTLETON AVE
 PHILADELPHIA PA 19152-0000
 DEMOCRATIC Seventy Five Thousand Four Hundred Nine 75,409

MELISSA BROWN
 6010 W MILL RD
 FLOURTOWN PA 19031-0000
 REPUBLICAN Forty Six Thousand Eight Hundred Forty Four 46,844

CHUCK MOUTON
 1036 HEMLOCK DR
 BLUE BELL PA 19422-0000
 LIBERTARIAN One Thousand One Hundred Four 1,104

JOHN P. McDERMOTT
 9000 PINE RD
 PHILADELPHIA PA 19115-0000
 CONSTITUTION Two Thousand Four Hundred Sixty One 2,461

SENATOR IN THE GENERAL ASSEMBLY-----
 VOTE FOR ONE DISTRICT 001

VINCENT FUMO
 1200 KESLER ST
 PHILADELPHIA PA 19148-0000
 DEMOCRATIC Eighty Eight Thousand Nine Hundred thirty Five 88,935

(CONTINUED)

BALLOT POSITION AND ELECTION RESULT SECTION PART I
OFFICE POSITIONS SHALL APPEAR ON VOTING MACHINE OR PAPER BALLOT IN SAME ORDER AS LISTED

INSERT VOTE IN DIGITS

INSERT VOTE IN WORDS

SENATOR IN THE GENERAL ASSEMBLY (CONTINUED)
VOTE FOR ONE DISTRICT 001

23,073

Twenty Three Thousand
Seventy Three

REPUBLICAN

JOHN H. MORLEY, JR.
PO BOX 2423
PHILADELPHIA PA 19147-0000

SENATOR IN THE GENERAL ASSEMBLY DISTRICT 003

87,064

Eighty Seven Thousand
Sixty Four

DEMOCRATIC

SHIRLEY M. KITCHEN
2125 NORTH 12TH ST
PHILADELPHIA PA 19122-0000

13,207

Thirteen Thousand
Two Hundred Seven

REPUBLICAN

PHILIP KERVICK
680 MARKET AVE
PHILADELPHIA PA 19111-0000

SENATOR IN THE GENERAL ASSEMBLY DISTRICT 005

66,844

Sixty Six Thousand
Eight Hundred Forty Four

DEMOCRATIC

MIKE STACK
15124 WAYSIDE RD
PHILADELPHIA PA 19116-0000

34,829

Thirty Four Thousand
Eight Hundred Twenty Nine

REPUBLICAN

SAM MIRARCHI
638 KISHNET RD
PHILADELPHIA PA 19115-0000

SENATOR IN THE GENERAL ASSEMBLY DISTRICT 007

79,695

Seventy Nine Thousand
Six Hundred Ninety Five

DEMOCRATIC

VINCENT HUGHES
2639 LENAPE RD
PHILADELPHIA PA 19131-0000

(CONTINUED)

PENNSYLVANIA
DEPARTMENT OF STATE
(17-20)

2004 GENERAL
ELECTION BALLOT CERTIFICATION REPORT
NOVEMBER 02, 2004

REPORT
DATE 09/17/2004
PAGE NO. 8

PHILADELPHIA COUNTY (51)

BALLOT POSITION AND ELECTION RESULT SECTION PART I

OFFICE POSITIONS SHALL APPEAR ON VOTING MACHINE OR PAPER BALLOT IN SAME ORDER AS LISTED

INSERT VOTE IN DIGITS

SENATOR IN THE GENERAL ASSEMBLY----- (CONTINUED)
VOTE FOR ONE DISTRICT 007

MARYALICE H. DEVLIN
834 GREEN VALLEY DR
PHILADELPHIA PA 19128-1001

REPUBLICAN

Eight Thousand
Nine Hundred Eighty

8,980

REPRESENTATIVE IN THE GENERAL ASSEMBLY-----
VOTE FOR ONE DISTRICT 152

ROSS SCHRIFTHAN
PO BOX 28
MORRIS PA 19044-0028

DEMOCRATIC

Eight Hundred Ninety Nine

899

SUSAN E. CORNELL
255 MONTGOMERY AVE
MAYBRO PA 19040-0000

REPUBLICAN

Six Hundred Thirteen

613

REPRESENTATIVE IN THE GENERAL ASSEMBLY-----
VOTE FOR ONE DISTRICT 154

LAWRENCE H. CURRY
250 HYNOCOTE RD
JENKINTOWN PA 19046-0000

DEMOCRATIC

Three Hundred Nine

309

JEFFREY K. BELFORD
308 POPLAR RD
FLOURTOWN PA 19031-2243

REPUBLICAN

One Hundred Forty One

141

REPRESENTATIVE IN THE GENERAL ASSEMBLY-----
VOTE FOR ONE DISTRICT 169

DENNIS M. O'BRIEN
HUNTINGDON VALLEY PA 19006-0000

REPUBLICAN

Nineteen Thousand
Two Hundred Thirty One

19,231

2004 GENERAL ELECTION BALLOT CERTIFICATION REPORT
NOVEMBER 02, 2004

PENNSYLVANIA
DEPARTMENT OF STATE
(14:20)
PHILADELPHIA COUNTY (51)

BALLOT POSITION AND ELECTION RESULT SECTION PART I
OFFICE POSITIONS SHALL APPEAR ON VOTING MACHINE OR PAPER BALLOT IN SAME ORDER AS LISTED

INSERT VOTE IN DIGITS

INSERT VOTE IN WORDS

REPRESENTATIVE IN THE GENERAL ASSEMBLY-----
VOTE FOR ONE

DISTRICT 170

BRENDAN F. BOYLE
PO BOX 11659
PHILADELPHIA PA 19116-0000

DEMOCRATIC

Ten Thousand
Two Hundred Eighty Four

10,284

GEORGE T. KENNEY, JR.
14920 TREVOSE RD
PHILADELPHIA PA 19116-0000

REPUBLICAN

Fourteen Thousand
Three Hundred Eight Seven

14,387

REPRESENTATIVE IN THE GENERAL ASSEMBLY-----
VOTE FOR ONE

DISTRICT 172

TIM KEARNEY
117 THORNTON RD
PHILADELPHIA PA 19115-0000

DEMOCRATIC

Seven Thousand
Five Hundred Twenty Two

7,522

JOHN M. PERZEL
7810 BIRCH AVE
PHILADELPHIA PA 19152-0000

REPUBLICAN

Twenty Two Thousand
Two Hundred Ten

22,210

REPRESENTATIVE IN THE GENERAL ASSEMBLY-----
VOTE FOR ONE

DISTRICT 173

MICHAEL PATRICK MCGEEHAN
6401 COTTMAN AVE
PHILADELPHIA PA 19135-0000

DEMOCRATIC

Seventeen thousand
Two Hundred Eighty Five

17,285

DON MORLIE
4517 UNKUP ST
PHILADELPHIA PA 19135-0000

REPUBLICAN

Four Thousand
One Hundred Thirty Three

4,133

BUREAU OF ELECTIONS
 ELECTION BALLOT CERTIFICATION REPORT
 NOVEMBER 02, 2004

2004 GENERAL ELECTION BALLOT CERTIFICATION REPORT
 PHILADELPHIA COUNTY (51)

BALLOT POSITION AND ELECTION RESULT SECTION PART I
 OFFICE POSITIONS SHALL APPEAR ON VOTING MACHINE OR PAPER BALLOT IN SAME ORDER AS LISTED

INSERT VOTE IN DIGITS

INSERT VOTE IN WORDS

REPRESENTATIVE IN THE GENERAL ASSEMBLY VOTE FOR ONE	DISTRICT	INSERT VOTE IN DIGITS
ALAN BUTKOWITZ 1118 UNRUH AVE PHILADELPHIA PA 19111-0000 DEMOCRATIC	DISTRICT 174 Seventeen Thousand Five Hundred Forty Four	17,544
AIDA ALOJAN 1519 MARCY PL PHILADELPHIA PA 19115-0000 REPUBLICAN	Five Thousand Four Hundred Thirteen	5,413
REPRESENTATIVE IN THE GENERAL ASSEMBLY VOTE FOR ONE	DISTRICT 175	
MARIE LEDEBER 743 S. CHAMACKON ST PHILADELPHIA PA 19125-0000 DEMOCRATIC	Nineteen Thousand Seven Hundred Seventy Two	19,772
GREG WESTER, JR. 2406 SOUTH 240 ST PHILADELPHIA PA 19147-5404 REPUBLICAN	Four Thousand Six Hundred Seven	4,607
REPRESENTATIVE IN THE GENERAL ASSEMBLY VOTE FOR ONE	DISTRICT 177	
JOHN J. TAYLOR 1014 HAMORTH ST PHILADELPHIA PA 19124-0000 REPUBLICAN	Fifteen Thousand One Hundred Thirty Seven	15,137
REPRESENTATIVE IN THE GENERAL ASSEMBLY VOTE FOR ONE	DISTRICT 179	
WILLIAM W. RIEGER 101 RISING SUN AVE PHILADELPHIA PA 19140-5307 DEMOCRATIC	Fifteen Thousand Nine Hundred Twenty Seven	15,927

(CONTINUED)

PHILADELPHIA COUNTY (51)

BALLOT POSITION AND ELECTION RESULT SECTION PART I

OFFICE POSITIONS SHALL APPEAR ON VOTING MACHINE OR PAPER BALLOT IN SAME ORDER AS LISTED

INSERT VOTE IN DIGITS

INSERT VOTE IN WORDS

REPRESENTATIVE IN THE GENERAL ASSEMBLY-----((CONTINUED))
 VOTE FOR ONE DISTRICT 179

MICHAEL B. BERRY
 4715 NORTH FOURTH ST
 PHILADELPHIA PA 19120-4105 REPUBLICAN Three Thousand Twenty Five 3,025

REPRESENTATIVE IN THE GENERAL ASSEMBLY-----
 VOTE FOR ONE DISTRICT 180

ANGEL L. CRUZ
 137 E WESTMORELAND ST
 PHILADELPHIA PA 19134-1654 DEMOCRATIC Fifteen Thousand Five Hundred Ninety One 15,591

MATTHEW J. SLOMAK, SR.
 3736 L ST
 PHILADELPHIA PA 19124-0000 REPUBLICAN Two thousand Five Hundred Ninety Nine 2,599

REPRESENTATIVE IN THE GENERAL ASSEMBLY-----
 VOTE FOR ONE DISTRICT 181

M. CURTIS THOMAS
 7022 WYMER ST
 PHILADELPHIA PA 19123-0000 DEMOCRATIC Twenty Two Thousand Six Hundred Seventy Nine 22,679

REPRESENTATIVE IN THE GENERAL ASSEMBLY-----
 VOTE FOR ONE DISTRICT 182

SABETTE JOSEPHS
 939 WAVERLY ST
 PHILADELPHIA PA 19146-0000 DEMOCRATIC Twenty Three Thousand Nine Hundred Sixty Nine 23,969

(CONTINUED)

PENNSYLVANIA
DEPARTMENT OF STATE
(14-20)
PHILADELPHIA COUNTY (51)

2004 GENERAL ELECTIONS
RESULTS CERTIFICATION REPORT
NOVEMBER 02, 2004

REPORT
DATE 09/17/2004
PAGE NO. 12

BALLOT POSITION AND ELECTION RESULT SECTION PART I
OFFICE POSITIONS SHALL APPEAR ON VOTING MACHINE OR PAPER BALLOT IN SAME ORDER AS LISTED

INSERT VOTE IN DIGITS

INSERT VOTE IN WORDS

REPRESENTATIVE IN THE GENERAL ASSEMBLY------(CONTINUED)
VOTE FOR ONE DISTRICT 182

ANDREW TERHUNE
2024 PINE ST
PHILADELPHIA PA 19103-6523
REPUBLICAN

Five Thousand
Nine Hundred Eighty One

5,981

REPRESENTATIVE IN THE GENERAL ASSEMBLY-----
VOTE FOR ONE DISTRICT 184

WILLIAM F. KELLER
410 W 2nd St
PHILADELPHIA PA 19107-0000
DEMOCRATIC

Eighteen Thousand
Nine Hundred Thirty

18,930

MARK R. COLANGELO
2826 SOUTH 7TH ST
PHILADELPHIA PA 19148-0000
REPUBLICAN

Five Thousand
Eighty Three

5,083

REPRESENTATIVE IN THE GENERAL ASSEMBLY-----
VOTE FOR ONE DISTRICT 185

ROBERT C. DOMATUCCI
2336 S 21ST ST
PHILADELPHIA PA 19145-3418
DEMOCRATIC

Fourteen Thousand
Two

14,002

JOSEPH F. APPLE
1432 RITNER ST 3 FL
PHILADELPHIA PA 19145-0000
REPUBLICAN

Three Thousand
Seven Hundred Seventy Two

3,772

REPRESENTATIVE IN THE GENERAL ASSEMBLY-----
VOTE FOR ONE DISTRICT 186

HAROLD JAMES
3100 BARKER ST
PHILADELPHIA -PA 19146-0000
DEMOCRATIC

Twenty Two Thousand
Three Hundred Seventy Five

22,375

(CONTINUED)

BALLOT POSITION AND ELECTION RESULT SECTION PART I
 OFFICE POSITIONS SHALL APPEAR ON VOTING MACHINE OR PAPER BALLOT IN SAME ORDER AS LISTED

INSERT VOTE IN DIGITS

INSERT VOTE IN WORDS

REPRESENTATIVE IN THE GENERAL ASSEMBLY-----((CONTINUED))
 VOTE FOR ONE DISTRICT 186

JAMES M. GOLDMAN
 1125 ELLSWORTH ST
 PHILADELPHIA PA 19147-0000
 REPUBLICAN
 One Thousand Eight Hundred Two
 1,802

REPRESENTATIVE IN THE GENERAL ASSEMBLY-----
 VOTE FOR ONE DISTRICT 188

JAMES R. ROEBUCK
 438 SOUTH 46TH ST
 PHILADELPHIA PA 19143-0000
 DEMOCRATIC
 Twenty Two Thousand Two Hundred Fifty Two
 22,252

REPRESENTATIVE IN THE GENERAL ASSEMBLY-----
 VOTE FOR ONE DISTRICT 190

THOMAS W. BLACKWELL, IV
 6221 PEARSON ST
 PHILADELPHIA PA 19104-1412
 DEMOCRATIC
 Twenty Four Thousand Seven Hundred Twenty Five
 24,725

VANESSA L. BROWN
 903 N FALLON ST
 PHILADELPHIA PA 19131-5121
 REPUBLICAN
 One Thousand Two Hundred Fourteen
 1,214

REPRESENTATIVE IN THE GENERAL ASSEMBLY-----
 VOTE FOR ONE DISTRICT 191

RONALD S. WATERS
 108 SOUTH 61 ST
 PHILADELPHIA PA 19139-0000
 DEMOCRATIC
 Seventeen Thousand Five Hundred Fifty Seven
 17,557

PENNSYLVANIA
DEPARTMENT OF STATE
(14:20)
PHILADELPHIA COUNTY (51)

2004 GENERAL
ELECTION BALLOT CERTIFICATION REPORT
NOVEMBER 02, 2004

REPORT
DATE 09/17/04
PAGE NO. 14

BALLOT POSITION AND ELECTION RESULT SECTION PART I
OFFICE POSITIONS SHALL APPEAR ON VOTING MACHINE OR PAPER BALLOT IN SAME ORDER AS LISTED

INSERT NOTE IN DIGITS

INSERT NOTE IN WORDS

REPRESENTATIVE IN THE GENERAL ASSEMBLY VOTE FOR ONE	DISTRICT 192	INSERT NOTE IN DIGITS
LOUISE BISHOP 2460 N 58TH ST PHILADELPHIA PA 19131-0000	DEMOCRATIC Twenty Five Thousand Two Hundred Thirty Six	25,236
REPRESENTATIVE IN THE GENERAL ASSEMBLY VOTE FOR ONE	DISTRICT 194	
KATHY MANDERINO 509 FOUNTAIN ST PHILADELPHIA PA 19128-0000	DEMOCRATIC Seventeen Thousand Four Hundred Thirteen	17,413
REPRESENTATIVE IN THE GENERAL ASSEMBLY VOTE FOR ONE	DISTRICT 195	
FRANK OLIVER 1319 N 28TH ST PHILADELPHIA PA 19121-0000	DEMOCRATIC Twenty Four Thousand Seven Hundred Twenty Two	24,722
REPRESENTATIVE IN THE GENERAL ASSEMBLY VOTE FOR ONE	DISTRICT 197	
JEWELL WILLIAMS 2410 S 40TH ST PHILADELPHIA PA 19132-0000	DEMOCRATIC Twenty Four Thousand Six Hundred Fifty Five	24,655
LEWIS HARRIS JR. 1710 N 22ND ST PHILADELPHIA PA 19153-0000	REPUBLICAN One thousand Five Hundred Forty Four	1,544

BALLOT POSITION AND ELECTION RESULT SECTION PART I
OFFICE POSITIONS SHALL APPEAR ON VOTING MACHINE OR PAPER BALLOT IN SAME ORDER AS LISTED

INSERT NOTE IN DIGITS

INSERT NOTE IN WORDS

DISTRICT 198

REPRESENTATIVE IN THE GENERAL ASSEMBLY-----

VOYE FOR ONE

ROSIITA C. YOUNGBLOOD
4613 MORRIS ST
PHILADELPHIA PA 19144-0000

DEMOCRATIC

PA 19144-0000

THIRTY FOUR THOUSAND
THREE HUNDRED

24,300

DISTRICT 200

REPRESENTATIVE IN THE GENERAL ASSEMBLY-----

VOYE FOR ONE

LEANNA M. WASHINGTON
511 W. MORRIS LN
PHILADELPHIA PA 19150-0000

DEMOCRATIC

PA 19150-0000

TWENTY EIGHT THOUSAND
ONE HUNDRED SIXTY FOUR

28,164

DISTRICT 201

REPRESENTATIVE IN THE GENERAL ASSEMBLY-----

VOYE FOR ONE

JOHN MYERS
1004 E. HAINES ST
PHILADELPHIA PA 19138-0000

DEMOCRATIC

PA 19138-0000

TWENTY FOUR THOUSAND
NINE HUNDRED SEVENTY FIVE

24,975

DISTRICT 202

REPRESENTATIVE IN THE GENERAL ASSEMBLY-----

VOYE FOR ONE

MARK B. COHEN
3405 BRIGHTON ST
PHILADELPHIA PA 19111-4248

DEMOCRATIC

PA 19111-4248

EIGHTEEN THOUSAND
FIVE HUNDRED SEVENTY SIX

18,576

GARY BELISARI
9241 WILMINGTON ST
PHILADELPHIA PA 19111-0000

REPUBLICAN

PA 19111-0000

FOUR THOUSAND
EIGHT HUNDRED EIGHTY TWO

4,882

PENNSYLVANIA
DEPARTMENT OF STATE
(14-20)

2004 GENERAL ELECTION BALLOT CERTIFICATION REPORT
NOVEMBER 02, 2004

PHILADELPHIA COUNTY (51)

BALLOT POSITION AND ELECTION RESULT SECTION PART I
OFFICE POSITIONS SHALL APPEAR ON VOTING MACHINE OR PAPER BALLOT IN SAME ORDER AS LISTED

INSERT VOTE IN DIGITS

INSERT VOTE IN WORDS

REPRESENTATIVE IN THE GENERAL ASSEMBLY-----
VOTE FOR ONE

DISTRICT 203

DWIGHT EVANS
PO BOX 19097
PHILADELPHIA PA 19138-0000

DEMOCRATIC

Twenty Three Thousand
Nine Hundred Fifty Six

23,956

BUREAU OF ELECTIONS
ELECTION BALLOT CERTIFICATION REPORT
NOVEMBER 02, 2004

PENNSYLVANIA
DEPARTMENT OF STATE
(14-20)
2004 GENERAL
PHILADELPHIA COUNTY (51)

BALLOT POSITION AND ELECTION RESULT SECTION PART II
USE THIS PAGE TO RECORD VOTE TOTALS AND CANDIDATE INFORMATION FOR WRITE-IN VOTES CAST
INSERT VOTE IN WORDS
INSERT VOTE IN DIGITS

OFFICE: President DISTRICT: _____
NAME: Ralph Nader
ADDRESS: _____
CITY: _____ STATE: _____ ZIP: _____
Two Hundred Thirty One 231

GENERAL ELECTION
NOVEMBER 02, 2004

OFFICE OF THE COUNTY BOARD OF ELECTIONS
CERTIFICATION AFFIDAVIT

COMMONWEALTH OF PENNSYLVANIA
PHILADELPHIA COUNTY

COUNTY OF Philadelphia) SS: Philadelphia PA Twenty Ninth November 2004
WE HEREBY CERTIFY THAT THESE 18 PAGES ARE THE OFFICIAL RETURNS AS THEY APPEAR ON RECORD OF THE VOTES CAST AT
THE GENERAL ELECTION HELD NOVEMBER 02, 2004.
IN WITNESS WHEREOF, WE HAVE HEREUNTO SET OUR HANDS AND SEAL OF OFFICE THIS Twenty Ninth DAY
OF November, 2004.

SEAL

Margaret M. Tateshore
Edmund J. Howard
ATTY: *Joseph J. Duda*
Dennis Kelle
CLERK

COUNTY BOARD OF ELECTIONS

Should the City of Philadelphia borrow \$76,251,010 for and toward: Transit; Streets and Sanitation; Municipal Building; Parks, Recreation and Museums and; Economic and Community Development:

Yes	Two Hundred Eighty Six Thousand Four Hundred Seventeen	286,417
No	One Hundred Six Thousand Seventy Three	106,073

406

GENERAL ELECTION
NOVEMBER 02, 2004

OFFICE OF THE COUNTY BOARD OF ELECTIONS
CERTIFICATION AFFIDAVIT

COMMONWEALTH OF PENNSYLVANIA
PHILADELPHIA COUNTY

COUNTY OF Philadelphia) SS: Philadelphia, PA Twenty Ninth, November, 2004
WE HEREBY CERTIFY THAT THESE PAGES ARE THE OFFICIAL RETURNS AS THEY APPEAR ON RECORD OF THE VOTES CAST AT
THE GENERAL ELECTION HELD NOVEMBER 02, 2004.
IN WITNESS WHEREOF, WE HAVE HEREUNTO SET OUR HANDS AND SEAL OF OFFICE THIS Twenty Ninth DAY
OF November, 2004.

407

SEAL

COUNTY BOARD OF ELECTIONS

Margaret M. Taitelbaum
Edmund J. Howard
Gregory J. Duda
ATTEST: _____
Dennis Kelle
CLERK

SCHEDULE "A"
VOTER REGISTRATION

Table, detailing by ward, the comparative number of white, black and other gender; and the comparative number of electors enrolled by political party cast for the candidates of the major political parties and the total votes cast for Total Votes Cast column includes votes cast for all candidates of the minor not included in ward totals. The absentee and military totals for the entire City

SCHEDULE "A"									
WARD	REGISTRATION						DEMOCRAT	REPUBLICAN	LIBERTARIAN
	WHITE	BLACK	OTHER	MEN	WOMEN	GENDER UNKNOWN			
01	5,810	902	4,979	2,461	3,243	5,987	8,753	1,741	49
02	6,722	2,141	7,855	3,631	4,076	9,011	11,500	2,539	108
03	138	8,963	5,418	2,604	4,325	7,590	13,144	622	17
04	76	8,850	5,865	2,467	4,236	8,088	13,305	673	38
05	9,878	2,145	13,613	5,676	5,544	14,416	16,093	4,111	145
06	130	5,635	4,272	1,566	2,351	6,120	8,860	537	22
07	1,304	1,596	14,124	2,013	2,219	12,792	13,347	2,219	45
08	11,462	1,232	14,478	5,648	7,844	13,880	16,699	4,770	148
09	5,296	1,768	5,724	3,045	4,245	5,596	9,091	2,210	32
10	193	11,788	6,517	3,636	5,773	9,089	16,889	690	26
11	124	6,731	4,630	1,938	2,780	6,767	10,220	630	18
12	841	8,975	7,805	2,838	4,303	10,280	15,212	940	38
13	358	8,875	6,005	2,479	3,985	8,574	13,442	750	22
14	303	3,451	3,184	1,058	1,439	4,441	5,926	450	20
15	5,390	2,113	6,485	2,865	3,583	7,540	10,018	1,757	54
16	62	6,329	4,054	1,711	2,528	6,206	9,370	526	19
17	335	10,208	6,997	3,094	5,067	9,379	15,767	827	29
18	3,676	838	6,278	2,098	2,409	6,285	7,796	1,917	53
19	409	1,303	10,929	1,397	1,838	9,186	10,649	1,117	30
20	349	2,941	4,489	1,186	1,867	4,726	6,039	834	26
21	17,279	1,753	11,870	7,258	9,550	14,096	17,714	9,088	134
22	2,190	8,230	7,305	3,631	5,669	8,425	15,236	1,027	37
23	3,784	3,669	7,552	2,509	3,268	9,228	11,113	2,752	41
24	1,067	4,519	5,080	2,066	2,687	5,893	8,214	948	51
25	5,851	1,116	5,942	2,337	2,925	7,647	8,084	3,856	33
26	8,520	317	4,145	3,423	4,162	5,397	8,586	3,674	27
27	2,758	2,691	12,060	3,746	4,336	9,427	10,215	2,469	112
28	60	6,787	4,077	1,853	2,667	6,404	9,907	492	24
29	281	5,236	3,742	1,632	2,100	5,527	8,142	516	18
30	2,277	3,330	5,258	2,247	2,472	6,146	8,275	936	46
31	5,157	336	4,927	2,016	2,245	6,169	6,221	3,374	41
32	223	9,847	7,621	2,635	3,936	11,120	15,498	1,123	34
33	3,402	1,729	9,703	2,149	2,730	9,955	10,968	2,804	42
34	3,008	11,970	10,153	4,553	7,271	13,307	21,545	1,898	55
35	6,534	3,044	8,367	3,392	4,836	9,717	11,789	4,706	65
36	1,908	11,144	9,317	3,839	5,528	13,000	19,503	1,596	52
37	221	5,499	7,241	1,980	2,449	8,532	11,165	905	25
38	2,674	5,367	5,132	2,527	3,755	6,891	10,637	1,381	33
39	15,725	1,725	10,160	6,087	7,664	13,859	21,658	4,446	57
40	5,013	12,154	11,486	4,753	6,892	17,008	23,324	3,428	74
41	8,075	684	5,739	2,977	3,772	7,749	9,962	3,649	51
42	1,998	3,879	11,364	2,465	3,232	11,544	13,557	2,164	61
43	560	5,245	11,031	2,451	3,186	11,199	14,027	1,570	41
44	137	6,234	4,433	1,776	2,775	6,250	9,586	615	34
45	7,665	727	6,619	2,874	3,672	8,465	8,519	5,533	31
46	1,596	6,788	7,393	2,832	4,120	8,825	12,957	890	52
47	146	3,587	3,181	1,102	1,289	4,523	5,824	545	42
48	2,663	4,368	5,265	2,077	3,064	7,155	9,833	1,656	26
49	656	8,853	8,023	2,868	4,292	10,372	15,222	1,079	40
50	365	12,766	7,451	4,365	6,816	9,401	10,724	758	25
51	271	9,632	6,756	2,750	4,443	9,466	14,946	757	27
52	2,490	8,929	7,784	3,675	6,173	9,355	15,883	1,646	35
53	5,762	1,341	5,853	2,809	3,695	6,452	8,804	3,187	56
54	4,982	1,029	4,873	2,367	3,117	5,400	8,147	1,891	33
55	10,251	281	7,804	3,807	4,699	9,630	8,928	8,390	36
56	13,701	807	9,296	5,585	7,414	10,605	15,956	5,947	79
57	10,269	859	6,512	4,202	5,288	8,150	10,313	6,102	64
58	18,027	759	11,679	7,159	9,852	14,454	17,210	10,783	87
59	1,164	8,378	7,310	2,856	4,522	9,474	14,643	931	36
60	180	7,849	5,538	2,398	3,688	7,481	12,024	673	23
61	2,204	6,045	8,700	2,927	4,386	9,636	13,570	1,901	40
62	6,667	2,235	8,038	3,284	4,330	9,346	12,534	3,448	46
63	9,564	248	6,366	4,073	5,214	6,891	7,592	7,541	46
64	6,570	231	5,104	2,510	3,230	6,165	5,280	6,017	26
65	8,786	1,160	6,007	3,445	4,626	7,882	10,402	4,565	53
66	18,660	929	9,938	7,228	8,653	13,646	14,801	12,732	88
TOTAL	284,395	300,880	482,476	205,204	279,148	583,407	799,238	176,249	3,126

OF THE CITY COMMISSIONERS
SCHEDULE "A"
VOTE -- FALL 2004

registered electors; comparative number of men, women, and unknown affiliation as of November 2, 2004. The table also details the number of votes President of the United States in the November 2, 2004 General Election. The political parties and independent candidates. Absentee and military votes are listed at the bottom of the table and are included in the city-wide totals.

REGISTRATION - POLITICAL PARTY					OFFICIAL VOTE: PRESIDENT AND VICE PRESIDENT				
GREEN	CONSTITUTIONAL	NON PARTISAN	OTHER	TOTAL	DEM. KERRY	REP. BUSH	ALL OTHERS	VOTES CAST PRESIDENT	WARD
49	12	960	127	11,691	5,136	1,903	30	7,069	01
105	10	2,237	219	16,718	8,903	2,002	52	10,957	02
7	13	644	72	14,519	8,902	304	13	9,219	03
10	12	678	75	14,791	8,834	246	14	9,094	04
179	21	4,696	391	25,636	12,418	2,552	99	15,089	05
15	8	528	67	10,037	5,365	170	19	5,354	06
16	16	1,297	94	17,024	6,443	1,220	6	7,679	07
139	13	5,030	373	27,472	13,523	2,939	102	16,564	08
57	7	1,354	135	12,866	7,392	1,529	39	8,960	09
7	14	803	89	18,498	12,191	521	27	12,739	10
5	6	546	60	11,485	6,156	245	14	6,415	11
21	15	1,064	131	17,421	9,182	513	39	9,734	12
14	16	701	93	15,038	8,723	346	20	9,089	13
29	7	458	48	6,938	3,171	138	9	3,318	14
57	13	1,929	160	13,988	7,521	1,376	35	8,932	15
5	8	470	47	10,445	5,433	134	8	5,575	16
12	8	797	100	17,540	10,656	400	16	11,152	17
40	15	875	96	10,792	5,054	1,268	13	6,335	18
10	11	858	40	12,721	5,054	793	11	5,858	19
20	6	779	75	7,779	3,813	280	12	4,105	20
95	12	3,546	313	30,902	13,523	7,462	101	21,506	21
43	5	1,235	142	17,725	11,467	635	29	12,131	22
14	22	964	99	15,005	6,737	1,654	30	8,421	23
49	11	1,284	89	10,646	5,621	466	20	6,107	24
19	14	823	80	12,909	5,032	2,192	21	7,245	25
17	7	604	67	12,982	4,503	4,062	33	8,598	26
108	13	4,278	316	17,509	7,835	1,541	74	9,450	27
3	18	422	60	10,924	5,800	137	10	5,947	28
13	8	512	50	9,259	4,784	152	7	4,943	29
94	7	1,388	119	10,865	6,173	557	33	6,763	30
29	7	682	66	10,420	4,028	1,787	35	5,830	31
12	7	923	94	17,691	8,753	304	10	9,064	32
12	23	908	77	14,934	5,894	1,766	20	7,890	33
20	18	1,413	192	28,131	15,077	1,354	30	16,461	34
13	16	1,239	117	17,945	8,161	3,280	53	11,494	35
24	18	1,045	131	22,367	11,460	987	18	12,465	36
11	8	766	81	12,961	6,080	380	8	6,466	37
32	17	972	101	13,173	7,340	927	17	8,284	38
36	19	1,244	150	27,610	11,535	5,632	51	17,218	39
22	23	1,610	172	28,653	14,426	2,065	31	16,522	40
11	21	735	69	14,498	5,905	3,048	39	8,992	41
23	27	1,310	99	17,241	8,043	1,535	17	9,595	42
10	24	1,088	76	16,836	7,593	811	21	8,425	43
5	4	498	62	10,804	6,098	187	10	6,295	44
19	9	814	96	15,011	5,554	3,180	46	8,780	45
148	16	1,594	120	15,777	9,262	504	64	9,830	46
8	6	440	49	6,914	2,961	101	6	3,068	47
16	14	664	87	12,296	5,832	1,240	22	7,094	48
17	18	1,042	114	17,532	10,016	631	27	10,674	49
16	15	954	90	20,582	13,853	707	28	14,588	50
24	15	794	96	16,659	9,522	352	22	9,898	51
12	14	1,454	159	19,203	11,124	918	35	12,077	52
12	10	824	63	12,956	6,119	2,464	34	8,617	53
18	13	726	56	10,884	5,259	1,610	28	6,897	54
21	8	681	72	18,136	7,144	5,207	60	12,411	55
29	22	1,837	134	23,804	9,915	5,982	73	15,970	56
20	10	1,036	95	17,640	7,138	5,011	44	12,193	57
16	22	2,170	177	30,465	11,639	9,060	77	20,776	58
27	13	1,072	130	16,852	9,630	444	25	10,099	59
14	9	740	84	13,567	7,852	300	11	8,163	60
17	22	1,185	105	18,949	9,329	1,498	20	10,847	61
14	20	811	87	16,960	7,444	2,566	42	10,052	62
24	11	871	93	16,178	6,402	5,390	52	11,844	63
10	4	519	49	11,905	4,405	3,633	48	8,086	64
16	16	805	96	15,953	6,790	3,696	37	10,523	65
29	22	1,695	160	29,527	11,487	9,349	77	20,913	66
			Provisional		5,571	564	10	6,151	All
			Absentee and Military		11,919	3,807	92	15,718	All
2,039	885	78,719	7,503	1,087,759	542,205	130,099	2,284	674,588	

NINETY-NINTH ANNUAL REPORT OF THE CITY COMMISSIONERS
COMPARATIVE TABLES

Covering 1,681 election divisions of the sixty-six wards in Philadelphia
Tables, detailing by Ward and Division, the comparative number of white, black, and other registered electors; comparative number of men, women, and unknown gender; and the comparative number of electors by political party affiliation as of November 2, 2004. The table also details the number of votes cast for each candidate of the major political parties, total votes cast for all other candidates, and the total votes cast for the Office of President of the United States in the November 2, 2004 General Election as computed by the County Board of Elections. The votes cast for all independent candidates and candidates of minor political parties are included in the Other column. Absentee and military votes are not included in each division total. All absentee votes cast in the entire ward are listed at the bottom of the table and are included in the ward total.

FIRST WARD

DIV	REGISTRATION: RACE			REGISTRATION: GENDER			REGISTRATION - POLITICAL PARTY AFFILIATION					OFFICIAL VOTE: PRESIDENT AND VICE PRESIDENT				DIV				
	WHITE	BLACK	OTHER	MEN	WOMEN	UNKNOWN	DEMOCRAT	REPUBLICAN	TARIAN	LIBER	GREEN	CONSTITU	NON PARTISAN	OTHER	TOTAL		DEM. KERRY	REP. BUSH	ALL OTHERS	TOTAL VOTES
01	249	6	220	111	134	230	356	64	1	3	3	0	45	6	475	180	105	2	297	01
02	382	1	205	150	181	257	428	111	3	1	1	0	41	4	588	236	123	4	363	02
03	383	4	252	152	201	286	455	121	1	3	1	1	54	4	639	291	125	1	417	03
04	400	4	240	127	210	307	455	137	0	1	1	1	45	7	644	216	152	2	370	04
05	188	54	214	68	114	254	342	56	3	2	0	0	29	4	438	186	89	1	256	05
06	149	109	298	98	137	323	441	61	0	3	0	0	46	5	558	230	53	1	284	06
07	96	109	296	86	126	289	412	39	3	1	1	1	39	6	501	247	24	0	271	07
08	278	22	252	108	156	286	396	90	1	1	1	2	51	11	552	223	77	0	300	08
09	345	13	239	121	165	311	452	92	3	6	1	1	41	2	597	248	130	1	379	09
10	297	15	255	114	145	308	428	81	2	5	2	2	47	6	667	239	76	0	315	10
11	395	10	237	139	186	317	485	84	0	5	1	1	54	3	642	285	151	2	418	11
12	133	93	257	93	104	286	439	65	1	1	1	1	50	6	463	205	33	1	239	12
13	137	108	276	110	137	328	467	100	2	0	1	1	52	3	552	204	41	1	306	13
14	142	108	277	81	107	326	449	100	2	3	1	1	62	7	589	235	49	0	274	14
15	281	111	287	152	180	357	488	97	6	2	0	0	82	12	689	333	82	3	382	15
16	189	33	187	80	122	197	330	38	2	2	0	0	33	2	409	183	92	1	235	16
17	287	27	130	97	120	207	329	59	2	2	0	0	25	7	424	187	106	2	305	17
18	424	4	194	144	163	315	449	124	5	4	0	0	32	8	622	303	107	1	411	18
19	331	2	176	106	139	264	370	54	3	0	0	0	36	6	509	247	119	3	389	19
20	404	17	232	170	239	244	527	49	3	2	0	0	67	5	653	304	104	2	410	20
21	370	4	215	128	176	285	439	94	4	2	1	1	39	10	589	300	113	2	415	21
															Provisional	36	6	0	42	AI
															Absentee and Military	205	48	0	253	AU
Total	5,810	902	4,979	2,461	3,243	5,987	8,753	1,741	49	48	12	980	127	11,691	5,377	1,957	30	7,364		

SECOND WARD

DIV	REGISTRATION: RACE			REGISTRATION: GENDER		REGISTRATION - POLITICAL PARTY AFFILIATION				OFFICIAL VOTE: PRESIDENT AND VICE PRESIDENT					DIV									
	WHITE	BLACK	OTHER	MEN	WOMEN	DEMOCRAT	REPUBLICAN	LIBERARIAN	GREEN	CONSTITUTIONAL	NON PARTISAN	OTHER	TOTAL	DEM KERRY		REP BUSH	ALL OTHERS	TOTAL VOTES	PRESIDENT					
01	385	21	270	177	177	332	419	147	3	1	104	10	686	357	129	3	489	01						
02	155	116	201	115	114	243	326	91	4	1	57	1	472	238	55	1	294	02						
03	215	60	202	195	145	336	326	96	0	0	44	4	477	215	71	3	289	03						
04	352	8	250	145	159	306	458	96	4	0	46	9	620	270	107	2	379	04						
05	282	9	257	126	134	287	354	96	3	0	78	14	547	275	96	1	372	05						
06	265	16	279	138	150	292	420	93	2	1	48	9	580	278	110	1	389	06						
07	326	64	300	155	180	355	488	115	7	11	61	7	690	303	107	0	410	07						
08	136	92	234	99	101	262	317	85	3	0	49	7	462	216	55	0	271	08						
09	66	192	220	108	113	257	367	58	3	0	77	6	617	280	32	0	312	09						
10	292	22	303	147	160	310	413	107	7	0	86	8	580	286	102	3	406	10						
11	244	16	320	125	175	290	372	88	2	1	83	5	638	351	77	0	369	11						
12	225	77	334	136	158	342	453	88	2	3	23	8	578	164	9	1	428	12						
13	31	131	116	41	75	162	231	18	1	0	54	9	278	164	9	1	174	13						
14	143	259	299	127	172	402	576	59	3	0	109	10	890	425	42	4	471	14						
15	300	177	413	165	210	515	631	131	5	1	118	14	846	477	93	5	375	15						
16	337	56	450	193	201	452	594	86	4	1	139	14	846	540	58	1	589	16						
17	285	63	321	135	165	349	418	98	4	0	60	8	649	370	99	2	470	17						
18	280	7	235	122	151	289	347	100	3	0	50	6	522	301	58	3	370	18						
19	177	111	246	123	132	281	373	68	4	0	70	2	586	301	58	3	385	19						
20	7	16	83	24	27	82	108	3	0	0	20	0	186	80	3	0	83	20						
21	45	218	230	141	97	482	458	44	2	0	61	6	604	281	14	2	297	21						
22	288	36	381	151	178	381	519	72	3	0	98	8	711	442	54	0	496	22						
23	332	36	381	185	197	366	439	118	2	0	128	15	732	412	79	3	484	23						
24	202	15	276	137	122	324	389	115	7	2	86	3	583	330	73	1	404	24						
25	302	89	372	200	165	398	489	98	5	4	152	15	763	429	59	4	492	25						
26	547	24	556	237	242	648	702	179	6	0	221	10	1,127	628	115	4	747	26						
27	421	26	318	159	162	444	454	177	8	0	111	12	765	383	131	7	521	27						
Total	6,722	2,141	7,855	3,651	4,076	9,011	11,500	2,539	108	105	2,237	219	16,718	9,278	2,077	56	11,411	All						
													Absentee and Military		61		314							

THIRD WARD

DIV	REGISTRATION: RACE			REGISTRATION: GENDER			REGISTRATION - POLITICAL PARTY AFFILIATION					OFFICIAL VOTE: PRESIDENT AND VICE PRESIDENT					DIV		
	WHITE	BLACK	OTHER	MEN	WOMEN	UNKNOWN	DEMOCRAT	REPUBLICAN	LIBER TARIAN	GREEN	CONSTITUTIONAL	NON PARTISAN	OTHER	TOTAL	DEM. KERRY	REP. BUSH		ALL OTHERS	TOTAL VOTES
01	3	348	285	118	151	347	552	19	1	1	0	36	7	816	387	11	0	378	01
02	4	475	287	177	204	445	676	14	3	1	1	46	3	786	435	12	1	448	02
03	7	473	563	137	236	392	704	27	0	0	1	33	2	787	467	14	0	481	03
04	18	423	567	132	236	488	757	52	3	1	0	42	1	856	449	16	2	467	04
05	5	374	211	118	198	275	580	34	1	1	0	28	5	649	384	9	1	394	05
06	5	372	207	109	172	308	532	24	0	0	1	26	0	590	396	15	0	411	06
07	10	372	207	109	172	308	532	36	1	0	0	19	1	589	362	14	0	376	07
08	3	380	231	128	190	306	568	25	0	0	1	26	4	624	399	10	0	409	08
09	12	445	277	141	240	353	603	29	1	1	0	28	2	734	471	19	1	491	09
10	8	398	258	127	197	340	587	31	0	0	2	25	3	684	390	13	1	404	10
11	6	410	236	131	222	299	601	33	0	0	0	25	6	668	416	15	0	440	11
12	5	437	225	126	212	330	601	33	0	0	0	25	6	668	416	15	0	440	12
13	5	403	234	113	185	344	592	22	0	0	0	27	3	642	367	16	0	431	13
14	5	426	290	107	215	389	656	30	1	1	1	29	3	721	432	15	1	448	14
15	3	357	248	126	177	305	548	20	0	0	1	35	4	608	405	11	1	417	15
16	4	446	238	138	213	337	628	27	0	0	1	25	5	698	446	16	1	463	16
17	10	409	194	131	204	278	556	23	1	0	0	29	4	613	417	11	0	428	17
18	8	425	242	115	218	342	617	23	1	0	0	29	4	613	417	11	0	428	18
19	1	471	247	125	214	390	617	23	1	0	0	27	2	578	468	15	4	483	19
20	9	356	213	81	152	315	517	16	0	0	0	27	2	578	312	26	0	354	20
21	1	377	197	89	132	315	475	16	2	0	3	30	2	572	312	7	0	319	21
22	2	359	211	89	170	313	523	27	0	0	0	21	1	572	359	10	0	369	22
Total	136	8,963	5,418	2,804	4,325	7,590	13,144	622	17	7	13	644	72	14,519	9,137	312	15	9,464	All

FOURTH WARD

DIV	REGISTRATION: RACE			REGISTRATION: GENDER			REGISTRATION - POLITICAL PARTY AFFILIATION					OFFICIAL VOTE: PRESIDENT AND VICE PRESIDENT				DIV																	
	WHITE	BLACK	OTHER	MEN	WOMEN	UNKNOWN	DEMOCRAT	REPUBLICAN	LIBER TARIAN	GREEN	CONSTITUTIONAL	NON PARTISAN	OTHER	TOTAL	DEM KERRY		REP. BUSH	ALL OTHERS	TOTAL VOTES PRESIDENT														
01	2	377	263	96	184	362	577	32	2	0	1	28	2	642	369	11	2	382	01														
02	2	498	311	132	229	430	741	35	0	1	2	23	2	841	509	5	2	516	02														
03	5	483	320	132	218	438	724	29	0	0	0	31	2	788	455	13	2	470	03														
04	5	325	241	107	164	300	533	14	0	0	1	16	4	571	317	13	0	330	04														
05	0	424	320	123	206	413	658	39	5	0	1	41	0	744	446	11	2	459	05														
06	5	433	281	140	217	362	648	29	3	0	0	35	3	719	462	12	0	464	06														
07	3	476	313	103	222	467	716	33	5	0	0	37	1	792	449	8	1	458	07														
08	6	511	339	128	229	489	760	36	4	0	1	46	9	856	478	8	0	486	08														
09	2	376	252	117	196	317	555	36	0	2	1	33	3	630	356	10	1	367	09														
10	4	431	302	130	222	385	666	38	0	0	0	28	5	737	429	16	0	445	10														
11	2	432	311	141	208	386	665	37	2	2	1	33	5	745	467	15	1	483	11														
12	3	376	287	104	170	392	606	31	2	2	0	24	2	668	380	14	0	394	12														
13	6	525	345	147	267	462	790	38	1	1	0	38	7	878	503	11	0	514	13														
14	2	363	294	102	179	378	602	41	5	1	0	33	3	865	383	17	0	400	14														
15	2	413	268	122	194	368	573	36	1	0	0	41	8	659	398	11	1	410	15														
16	3	412	238	110	197	350	586	33	1	0	0	41	4	684	397	15	0	412	16														
17	5	412	238	110	197	350	586	34	3	1	0	32	4	697	433	8	0	441	17														
18	5	385	218	82	231	352	534	28	1	0	0	35	6	722	449	13	0	463	18														
19	3	400	238	86	185	390	572	31	2	0	0	33	3	646	427	9	0	435	19														
20	3	400	238	86	185	390	572	31	2	0	0	33	3	646	427	9	0	435	20														
21	4	387	177	117	205	256	531	25	0	0	0	19	3	578	394	18	0	413	21														
Total	76	8,650	5,865	2,467	4,236	8,088	13,305	673	38	10	12	678	75	14,791	9,076	258	14	9,348	All														
														Provisional		Absentee and Military																	

FIFTH WARD

DIV	REGISTRATION: RACE			REGISTRATION: GENDER		REGISTRATION - POLITICAL PARTY AFFILIATION				REGISTRATION - POLITICAL PARTY AFFILIATION				OFFICIAL VOTE: PRESIDENT AND VICE PRESIDENT				DIV		
	WHITE	BLACK	OTHER	MEN	WOMEN	UNKNOWN	DEMOCRAT	REPUBLICAN	LIBERARIAN	GREEN	CONSTITUTIONAL	NON PARTISAN	OTHER	TOTAL	DEM. KERRY	REP. BUSH	ALL OTHERS		TOTAL VOTES PRESIDENT	
01	570	36	615	281	326	615	598	278	7	3	2	215	20	1,321	572	157	0	727	01	
02	437	10	495	195	201	431	422	186	2	2	0	142	10	827	366	125	4	515	02	
03	397	10	294	182	242	267	482	153	3	1	0	84	8	691	359	105	3	467	03	
04	499	38	534	247	254	570	675	158	5	13	0	196	24	1,071	608	121	4	730	04	
05	465	24	534	226	247	550	657	170	3	6	1	168	18	1,023	528	107	6	641	05	
06	452	29	505	222	233	609	668	154	10	10	2	206	17	1,068	572	91	8	671	06	
07	368	25	505	222	190	488	581	119	6	5	2	192	13	898	515	63	6	544	07	
08	490	38	560	257	228	595	696	158	4	10	0	195	17	1,078	609	97	1	707	08	
09	720	187	1,310	479	468	1,270	1,355	280	20	24	0	517	41	2,217	1,032	162	16	1,210	09	
10	158	17	187	83	80	199	210	88	2	1	0	53	7	362	148	78	1	227	10	
11	437	87	745	278	243	750	786	180	12	4	0	253	34	1,269	585	91	5	681	11	
12	433	63	644	227	262	671	626	239	7	2	0	270	16	1,160	485	150	5	640	12	
13	413	631	1,662	559	318	2,029	1,883	450	18	16	7	498	36	2,806	807	217	6	1,030	13	
14	298	54	512	217	178	489	559	95	8	5	1	188	8	864	478	44	2	524	14	
15	173	96	266	129	115	251	336	69	2	7	0	85	5	495	280	48	2	330	15	
16	168	221	1,332	595	537	1,639	1,640	466	13	12	4	965	41	2,741	1,321	253	2	1,576	16	
17	640	23	517	276	251	613	547	83	1	7	0	149	10	807	486	54	2	542	17	
18	621	21	489	265	333	713	695	252	3	3	1	161	15	1,160	531	194	3	780	18	
19	624	6	638	313	213	526	526	224	2	6	0	82	13	1,141	543	192	3	762	19	
20	368	59	368	187	140	428	462	101	4	13	0	121	13	735	388	65	3	448	20	
21	262	80	332	141	178	335	466	78	5	10	1	63	11	654	384	59	2	445	21	
22	181	229	380	163	204	423	564	82	6	15	0	113	10	790	487	56	3	546	22	
23	181	229	380	163	204	423	564	82	6	15	0	113	10	790	487	56	3	546	23	
All																				All
Total	9,878	2,145	13,813	5,676	5,544	14,418	16,083	4,111	145	179	21	4,686	391	25,836	13,117	2,880	106	15,903	All	

SIXTH WARD

DIV	REGISTRATION: RACE		REGISTRATION: GENDER		REGISTRATION - POLITICAL PARTY AFFILIATION				OFFICIAL VOTE: PRESIDENT AND VICE PRESIDENT				DIV						
	WHITE	BLACK	OTHER	MEN	WOMEN	UNKNOWN	DEMOCRAT	REPUBLICAN	TARIAN	LIBER	GREEN	CONSTITUTIONAL		NON PARTISAN	OTHER	TOTAL	DEM KERRY	REP BUSH	ALL OTHERS
01	27	389	352	132	157	459	633	41	0	5	1	63	5	748	393	15	4	412	01
02	6	85	91	17	96	177	125	9	0	0	0	0	2	142	50	4	0	54	02
03	15	395	301	117	196	475	621	47	2	1	0	5	12	741	434	19	4	435	03
04	4	412	387	78	152	583	701	33	2	2	1	42	15	757	424	11	3	435	04
05	10	276	211	95	122	280	429	44	1	1	0	17	5	497	234	11	1	246	05
06	0	282	188	91	142	217	411	14	1	1	1	19	3	450	233	6	0	299	06
07	5	264	221	83	102	305	435	25	1	1	1	24	3	490	223	3	0	226	07
08	4	222	187	56	116	241	369	16	0	1	0	28	1	413	281	5	0	268	08
09	7	286	208	78	104	319	430	40	2	0	0	27	1	501	276	7	2	285	09
10	4	241	184	69	104	266	394	14	3	0	1	25	2	439	287	9	2	278	10
11	7	523	371	143	181	577	808	47	1	0	0	42	3	901	468	14	0	460	11
12	0	220	121	52	99	190	299	21	3	0	0	16	2	341	177	7	0	184	12
13	4	344	197	91	132	322	503	20	0	0	0	19	3	545	296	10	2	308	13
14	9	324	263	93	125	378	529	29	1	0	0	34	2	598	291	6	0	297	14
15	3	380	297	81	162	442	599	40	0	0	0	38	6	885	330	15	1	346	15
16	4	285	166	68	120	287	405	29	0	0	0	18	3	455	242	10	0	252	16
17	7	384	230	118	163	380	587	28	3	1	2	33	7	841	363	13	0	372	17
18	3	350	320	108	149	432	620	40	2	1	0	24	2	689	367	5	0	360	18
Total	130	5,635	4,272	1,566	2,351	6,120	8,660	537	22	15	8	528	67	10,037	5,522	175	19	5,716	All

SEVENTH WARD

DIV	REGISTRATION: RACE			REGISTRATION: GENDER			REGISTRATION - POLITICAL PARTY AFFILIATION					OFFICIAL VOTE: PRESIDENT AND VICE PRESIDENT											
	WHITE	BLACK	OTHER	MEN	WOMEN	UNKNOWN	DEMOCRAT	REPUBLICAN	LIBER TARIAN	GREEN	CONSTITU TIONAL	NON PARTISAN	OTHER	TOTAL	DEM. KERRY	REP. BUSH	ALL OTHERS	TOTAL VOTES	DIV				
01	21	36	632	80	90	519	558	74	2	0	0	53	2	689	253	55	0	308	01				
02	13	22	675	85	89	536	537	110	1	0	1	59	2	710	249	53	0	302	02				
03	14	19	543	46	53	477	440	69	3	1	1	55	7	576	200	35	0	235	03				
04	37	30	676	82	96	585	569	99	1	0	0	72	2	743	304	58	1	361	04				
05	75	88	914	135	177	785	688	131	2	0	1	68	7	1,077	463	86	0	549	05				
06	67	64	792	115	125	683	742	100	6	0	0	72	3	923	335	81	0	416	06				
07	32	37	576	84	91	470	519	61	2	2	1	57	3	645	269	36	0	305	07				
08	42	69	355	54	75	507	571	71	2	0	0	43	4	691	239	41	0	340	08				
09	163	234	523	149	164	337	379	136	2	0	0	82	9	1,020	287	59	0	543	09				
10	18	13	611	86	90	609	720	79	3	2	0	56	2	862	314	61	0	435	10				
11	71	64	610	108	148	677	753	142	1	0	0	64	16	971	405	83	1	489	11				
12	83	42	580	78	95	512	508	120	2	1	1	50	3	685	235	58	0	293	12				
13	57	55	644	86	89	581	611	86	1	0	1	54	3	756	290	67	0	357	13				
14	24	36	385	71	60	314	365	45	0	0	2	31	2	445	191	23	0	214	14				
15	71	91	454	57	66	473	475	100	2	2	0	32	4	616	238	31	0	269	15				
16	37	58	705	102	64	612	640	79	2	2	0	73	2	798	268	52	2	320	16				
17	41	75	788	105	113	690	736	115	1	1	0	55	0	908	295	44	0	339	17				
18	60	58	689	91	118	600	581	152	1	2	0	67	4	807	301	63	0	364	18				
19	50	50	460	58	58	454	432	84	1	0	0	38	3	568	205	54	0	259	19				
20	70	115	548	91	101	541	533	106	4	1	2	62	5	733	313	66	0	379	20				
21	84	81	501	70	85	521	492	114	3	1	1	62	3	676	227	48	3	278	21				
22	84	54	521	83	84	482	510	89	0	0	1	56	3	659	142	52	0	280	22				
23	84	54	521	83	84	482	510	89	0	0	1	56	3	659	142	52	0	280	23				
Total	1,304	1,596	14,124	2,013	2,219	12,782	13,347	2,219	45	16	16	1,297	84	17,024	6,818	1,272	11	7,901	All				
																	Provisional	142	19	0	3	61	
																	Absentees and Military	142	19	0	3	61	

EIGHTH WARD

DIV	REGISTRATION: RACE				REGISTRATION: GENDER			REGISTRATION - POLITICAL PARTY AFFILIATION								OFFICIAL VOTE: PRESIDENT AND VICE PRESIDENT																									
	WHITE	BLACK	OTHER	OTHER	WOMEN	UNKNOWN	DEMOCRAT	REPUBLICAN	LIBER TARIAN	GREEN	CONSTITU TIONAL	NON PARTISAN	OTHER	TOTAL	DEM. KERRY	REP. BUSH	ALL OTHERS	TOTAL VOTES	DIV																						
01	392	14	487	201	254	418	572	109	8	5	0	187	12	873	509	61	3	572	01																						
02	413	18	439	234	217	419	564	130	7	6	0	154	9	870	483	91	3	577	02																						
03	459	22	632	249	280	604	739	156	2	5	0	195	18	1,113	642	87	6	735	03																						
04	480	24	560	231	258	575	648	174	5	5	0	219	13	1,064	564	114	5	663	04																						
05	546	48	641	214	237	584	588	163	11	6	0	244	23	1,035	492	104	5	601	05																						
06	572	5	377	167	216	371	454	152	4	1	0	136	7	754	396	103	3	502	06																						
07	482	122	325	141	275	313	577	81	4	1	0	81	11	729	396	56	6	468	07																						
08	473	9	613	258	245	512	688	234	4	4	0	186	9	1,115	538	138	2	678	08																						
09	478	17	523	188	292	453	553	174	4	13	1	231	14	1,092	522	112	8	642	09																						
10	381	12	523	188	292	453	553	174	4	2	1	151	10	831	451	98	3	552	10																						
11	368	16	474	171	266	441	493	181	4	2	1	151	10	831	451	98	3	552	11																						
12	409	34	624	236	265	566	605	179	11	5	0	247	20	1,240	547	162	6	645	12																						
13	320	13	407	151	197	392	450	112	2	3	1	182	10	740	414	87	2	465	13																						
14	462	33	686	267	297	619	688	173	10	13	0	292	19	1,183	570	121	6	699	14																						
15	286	84	660	178	211	541	511	185	6	4	0	208	15	930	446	107	1	554	15																						
16	387	13	247	125	330	192	620	109	0	1	0	28	9	647	407	70	2	479	16																						
17	472	44	651	225	311	631	620	267	11	10	0	242	17	1,167	533	174	3	710	17																						
18	377	17	255	142	271	236	485	84	4	3	1	78	6	649	375	84	6	465	18																						
19	552	89	739	300	404	676	922	243	7	8	0	183	17	1,380	712	180	4	876	19																						
20	374	21	428	166	208	449	423	203	2	1	0	185	5	821	317	111	3	431	20																						
21	374	13	260	164	238	257	408	190	0	0	0	84	7	647	346	124	2	472	21																						
22	395	22	215	85	112	235	240	100	1	2	0	83	6	432	144	41	2	187	22																						
23	395	35	307	118	164	308	314	115	8	5	0	140	6	588	228	72	3	301	23																						
24	402	47	643	219	238	588	595	210	4	10	1	229	23	1,035	503	114	2	619	24																						
25	402	190	643	219	238	588	595	210	4	3	0	190	12	954	403	94	0	497	25																						
26	274	180	647	163	195	692	707	119	7	8	4	286	19	1,055	523	75	4	604	26																						
27	400	3	667	207	250	623	559	207	6	2	0	101	8	1,090	499	104	3	566	27																						
28	400	3	311	169	217	328	488	103	2	2	0	4	6	716	454	81	2	317	28																						
29	410	35	265	138	337	235	546	121	2	1	1	33	3	454	105	105	2	486	29																						
30	318	131	470	161	249	509	813	136	5	2	2	140	21	919	373	20	0	108	30																						
														Absentee and Military		781		38		157		4		106		3,118		14,390		17,812											
Total 11,482														1,232		14,478		5,648		7,844		13,880		16,889		4,770		148		139		5,030		373		27,172		106		942	

NINTH WARD

DIV	REGISTRATION: RACE			REGISTRATION: GENDER			REGISTRATION - POLITICAL PARTY AFFILIATION				OFFICIAL VOTE: PRESIDENT AND VICE PRESIDENT					DIV			
	WHITE	BLACK	OTHER	MEN	WOMEN	UNKNOWN	DEMOCRAT	REPUBLICAN	LIBERIAN	GREEN	CONSTITUTIONAL	NON PARTISAN	OTHER	TOTAL	DEM KERRY		REP BUSH	ALL OTHERS	TOTAL VOTES
01	159	223	258	162	231	247	520	42	1	2	1	64	10	640	435	33	0	468	01
02	230	181	341	225	243	284	621	65	0	5	0	56	5	752	462	43	3	508	02
03	309	199	427	197	267	471	738	83	0	6	0	94	12	935	612	74	3	689	03
04	326	30	308	147	194	323	402	151	3	3	0	96	9	664	373	111	1	483	04
05	374	55	336	172	286	337	509	162	3	5	0	93	3	785	435	91	1	527	05
06	429	20	285	199	250	285	470	173	2	5	0	74	10	734	384	180	1	545	06
07	443	44	321	174	318	320	490	218	0	2	2	57	9	820	388	146	4	376	07
08	305	13	209	157	174	196	301	118	1	4	1	57	7	627	250	145	5	670	08
09	317	27	228	206	252	326	507	234	6	4	0	104	12	871	450	183	4	638	09
10	324	12	317	253	292	326	527	241	1	6	0	111	13	995	578	157	2	737	10
11	526	15	433	283	322	416	632	240	4	0	0	111	13	995	578	157	2	737	11
12	287	130	405	176	255	369	532	101	1	2	0	81	5	822	538	69	2	607	12
13	250	135	302	155	222	310	541	70	2	5	0	60	8	887	455	35	4	484	13
14	192	97	285	148	204	222	473	47	1	3	0	46	4	574	389	33	4	426	14
15	219	122	275	159	210	247	501	52	0	3	0	54	6	616	441	40	0	481	15
16	230	260	439	144	271	514	680	112	3	1	2	123	8	929	385	67	3	455	16
17	113	185	295	114	187	292	459	62	2	4	0	61	5	593	313	28	1	342	17
Total	5,396	1,766	5,724	3,045	4,245	5,596	9,091	2,210	32	57	7	1,354	135	12,886	7,941	1,623	43	9,607	All

TENTH WARD

DIV	REGISTRATION: RACE			REGISTRATION: GENDER			REGISTRATION - POLITICAL PARTY AFFILIATION							OFFICIAL VOTE: PRESIDENT AND VICE PRESIDENT					
	WHITE	BLACK	OTHER	MEN	WOMEN	UNKNOWN	DEMOCRAT	REPUBLICAN	LIBER TARIAN	GREEN	CONSTITU TIONAL	NON PARTISAN	OTHER	TOTAL	DEM. KEARY	REP. BUSH	ALL OTHERS	TOTAL VOTES	DIV PRESIDENT
01	6	394	205	124	201	280	545	25	3	0	0	27	5	605	408	11	0	419	01
02	9	502	238	151	241	357	685	33	0	0	0	26	5	749	499	30	0	529	02
03	5	388	210	121	207	275	549	21	1	0	1	25	6	603	420	23	2	445	03
04	3	382	195	128	174	278	520	17	3	0	1	34	5	580	404	12	0	416	04
05	8	388	233	97	170	342	547	23	1	0	1	34	3	609	391	18	1	410	05
06	12	388	189	135	178	254	523	22	0	2	0	18	2	567	385	13	2	400	06
07	2	409	185	110	192	284	555	17	1	0	1	17	5	598	415	12	0	427	07
08	7	373	253	118	196	319	588	21	1	0	0	19	4	633	408	11	0	419	08
09	11	472	220	154	240	309	651	22	0	0	0	27	3	703	462	22	1	485	09
10	6	324	195	109	198	280	480	18	1	0	0	22	3	525	320	9	4	333	10
11	9	425	333	106	174	487	681	38	3	0	2	42	1	767	424	25	0	449	11
12	2	428	332	138	219	338	620	34	4	0	1	38	2	692	470	18	0	488	12
13	8	498	279	140	257	378	732	24	1	0	0	22	5	763	494	31	0	525	13
14	5	502	271	146	267	378	732	24	1	0	0	22	5	763	494	31	0	525	14
15	8	397	204	116	182	303	552	21	0	2	0	25	1	603	398	12	0	437	15
16	6	437	223	137	204	325	610	22	0	0	0	30	4	666	443	14	0	457	16
17	2	358	177	87	191	259	484	15	0	0	0	24	3	537	375	18	0	382	17
18	8	389	232	122	175	312	556	18	0	0	0	31	4	609	400	18	2	420	18
19	4	389	183	112	190	291	529	23	1	0	0	29	1	583	396	11	0	408	19
20	6	489	315	145	246	419	736	29	1	1	1	41	1	810	515	18	0	533	20
21	11	509	295	134	262	419	749	27	0	0	0	35	4	815	524	16	1	541	21
22	2	356	165	117	173	233	462	15	2	0	0	19	4	523	349	19	2	370	22
23	8	376	208	115	193	284	535	30	1	0	0	23	2	592	387	21	1	409	23
24	4	350	206	123	176	261	500	27	0	0	0	28	5	560	370	13	2	385	24
25	10	405	224	134	199	306	586	30	0	0	0	18	3	639	437	18	2	457	25
26	7	381	215	127	205	281	562	31	0	0	0	30	0	613	401	15	1	417	26
27	14	408	280	116	184	302	608	31	0	0	0	31	0	672	422	15	1	439	27
28	11	428	181	123	198	281	541	21	0	0	0	21	2	551	357	19	0	377	28
29	11	388	194	141	178	254	520	22	0	0	0	29	3	576	376	20	0	440	29
Total	193	11,788	6,517	3,636	5,773	9,089	16,869	690	26	7	14	803	89	18,498	12,494	546	27	13,067	All

ELEVENTH WARD

DIV	REGISTRATION: RACE			REGISTRATION: GENDER			REGISTRATION - POLITICAL PARTY AFFILIATION					OFFICIAL VOTE: PRESIDENT AND VICE PRESIDENT					DIV																		
	WHITE	BLACK	OTHER	MEN	WOMEN	UNKNOWN	DEMOCRAT	REPUBLICAN	LIBER TARIAN	GREEN	CONSTITUTIONAL	NON PARTISAN	OTHER	TOTAL	DEM. KERRY	REP. BUSH		ALL OTHERS	TOTAL VOTES																
01	2	286	187	86	109	280	430	22	2	1	18	0	475	228	9	1	236	01																	
02	1	422	269	115	189	388	825	35	2	0	28	2	692	410	14	0	424	02																	
03	9	362	269	130	142	368	583	42	1	0	28	5	640	331	15	2	348	03																	
04	6	206	135	72	66	209	301	20	0	1	23	2	347	155	8	1	164	04																	
05	7	297	269	88	121	364	498	41	1	0	30	3	573	241	15	1	257	05																	
06	3	288	198	78	112	297	421	35	0	0	23	6	487	241	7	0	248	06																	
07	4	351	185	89	139	312	491	25	0	0	23	1	540	373	11	0	324	07																	
08	8	401	285	113	161	400	614	41	1	0	33	5	694	389	10	0	469	08																	
09	11	386	293	90	148	451	643	21	1	0	14	1	890	461	12	3	561	09																	
10	4	424	235	96	166	333	528	24	2	0	18	4	613	386	16	2	391	10																	
11	9	355	194	103	186	333	528	54	1	0	28	4	613	363	18	1	381	11																	
12	10	295	194	93	116	290	448	25	1	0	28	3	499	268	8	1	285	12																	
13	3	455	345	114	194	495	711	52	0	2	35	2	803	432	14	0	446	13																	
14	2	292	188	94	111	277	425	24	0	0	31	2	482	267	11	0	278	14																	
15	23	223	180	66	104	256	363	29	0	1	29	4	428	195	8	1	204	15																	
16	5	348	223	109	181	288	522	22	0	0	28	3	576	311	13	1	325	16																	
17	3	273	184	78	103	279	413	26	1	0	17	2	460	257	12	0	289	17																	
18	3	344	222	98	144	327	497	38	1	0	31	2	569	309	19	0	328	18																	
19	3	417	265	124	185	396	607	31	2	0	42	3	885	401	10	0	411	19																	
20	8	456	257	133	188	420	661	20	2	0	34	4	721	420	14	0	434	20																	
Total	124	6,731	4,630	1,938	2,760	6,767	10,220	630	18	5	546	60	11,485	8,331	254	15	6,800	All																	
																	Provisional	83	1	0	84	0	0	0	0	0	0	0	0	0	0	0	0	0	
																	Absentee and Military	82	8	1	1	1	1	1	1	1	1	1	1	1	1	1	1	1	1

TWELFTH WARD

DIV	REGISTRATION: RACE			REGISTRATION: GENDER		REGISTRATION - POLITICAL PARTY AFFILIATION				OFFICIAL VOTE: PRESIDENT AND VICE PRESIDENT				DIV						
	WHITE	BLACK	OTHER	MEN	WOMEN	UNKNOW	DEMOCRAT	REPUBLICAN	LIBER TARIAN	GREEN	CONSTITU TIONAL	NON PARTISAN	OTHER		TOTAL	DEM. KERRY	REP. BUSH	ALL OTHERS	TOTAL VOTES	
01	7	431	268	124	214	368	637	31	0	0	0	34	4	706	428	14	1	443	01	
02	14	394	284	101	185	408	620	41	4	0	3	24	0	692	405	24	1	430	02	
03	5	305	248	79	133	348	507	27	1	0	0	20	3	558	327	9	1	337	03	
04	5	282	211	80	113	305	448	28	1	1	1	17	4	498	246	10	1	257	04	
05	96	465	413	172	238	524	806	68	0	2	0	50	8	934	433	23	2	458	05	
06	35	310	246	111	133	347	506	47	2	0	1	31	4	591	303	34	3	340	06	
07	42	367	355	133	164	517	705	43	0	1	1	34	10	814	386	30	1	417	07	
08	54	350	284	131	220	484	689	28	3	0	0	17	8	775	385	22	2	510	08	
09	34	360	303	119	192	392	624	21	1	0	0	26	8	699	369	15	0	392	09	
10	42	379	304	118	209	373	659	23	2	0	1	26	8	829	377	15	0	476	10	
11	28	428	384	136	185	485	720	38	1	0	2	55	1	816	453	24	2	476	11	
12	15	488	273	123	209	424	587	32	2	0	0	31	4	758	422	24	0	446	12	
13	13	381	287	110	180	391	591	37	0	2	0	44	7	681	341	9	0	350	13	
14	39	508	431	131	227	618	860	48	1	1	2	60	6	976	436	27	3	468	14	
15	90	322	341	135	187	431	624	57	1	1	0	59	11	753	283	29	2	314	15	
16	83	308	360	151	186	414	638	41	1	2	0	65	4	751	456	41	7	504	16	
17	31	433	331	121	199	475	695	49	1	2	2	40	6	795	433	30	2	485	17	
18	27	377	284	95	144	449	598	45	3	3	0	37	2	688	302	18	1	321	18	
19	14	311	283	73	147	368	527	21	2	0	0	39	4	608	307	17	1	325	19	
20	18	332	254	100	158	346	545	34	0	0	0	33	3	604	358	18	2	378	20	
21	12	427	307	119	109	519	673	32	4	1	0	67	12	746	341	11	1	353	21	
22	138	268	421	147	220	458	621	80	6	3	0	123	12	625	460	36	3	499	22	
23	90	296	319	148	206	351	583	46	1	1	0	67	7	705	424	27	3	454	23	
24	6	419	361	88	166	512	702	39	1	0	1	37	6	786	406	15	0	421	24	
Total	841	6,975	7,605	2,838	4,203	10,260	15,212	840	38	21	15	1,064	131	17,421	9,545	548	41	10,134	All	
																				All

THIRTEENTH WARD

DIV	REGISTRATION: RACE				REGISTRATION: GENDER			REGISTRATION - POLITICAL PARTY AFFILIATION							OFFICIAL VOTE: PRESIDENT AND VICE PRESIDENT								
	WHITE	BLACK	OTHER	MEN	WOMEN	UNKNOWN	DEMOCRAT	REPUBLICAN	LIBER TARIAN	GREEN	CONSTITUTIONAL	NON PARTISAN	OTHER	TOTAL	DEM. KERRY	REP. BUSH	ALL OTHERS	TOTAL VOTES					
01	14	397	225	109	166	381	580	25	0	0	0	27	4	638	425	19	0	444					
02	20	321	225	105	147	314	487	25	0	2	1	37	4	565	318	15	1	334					
03	17	229	185	70	117	244	387	22	1	0	0	16	3	431	280	22	3	285					
04	88	250	254	110	184	286	491	47	2	3	0	44	3	590	394	41	1	436					
05	67	325	317	124	168	417	599	48	1	1	1	54	5	709	404	28	1	433					
06	8	414	286	119	179	412	628	43	2	3	0	23	4	710	429	12	1	442					
07	4	287	201	79	120	293	449	17	1	0	2	23	0	492	279	7	0	286					
08	2	387	216	94	138	375	550	23	2	0	1	26	5	607	352	7	0	359					
09	7	351	244	108	179	315	564	14	1	0	1	18	6	602	362	13	0	375					
10	7	344	279	93	142	295	464	31	3	1	1	26	4	530	336	6	1	345					
11	6	330	198	86	142	246	486	24	1	0	1	27	5	555	301	17	1	319					
12	11	315	211	91	158	268	506	24	1	0	2	24	3	527	306	24	0	330					
13	9	412	264	121	175	308	493	16	1	0	1	24	2	685	424	6	0	477					
14	4	343	222	98	160	323	525	26	0	0	0	31	2	685	424	5	0	477					
15	6	339	247	98	155	339	536	25	0	0	0	26	5	592	347	12	0	390					
16	13	399	246	92	197	358	577	32	1	1	2	31	4	848	388	10	0	398					
17	14	431	317	102	240	420	701	39	1	0	0	18	3	782	443	10	0	482					
18	28	408	282	114	193	409	647	36	0	0	0	29	4	716	372	13	2	387					
19	1	353	209	94	160	309	503	31	0	0	0	25	4	563	336	7	2	345					
20	1	252	193	75	121	250	394	28	0	0	0	21	3	446	258	6	0	264					
21	7	547	391	161	261	523	683	39	2	1	0	45	5	945	537	17	2	556					
22	8	289	243	79	124	337	472	33	1	1	1	28	4	540	304	10	0	314					
23	1	277	164	77	112	253	395	21	1	0	1	20	4	442	241	7	1	249					
24	1	277	164	77	112	253	395	21	1	0	1	20	4	442	241	7	1	249					
25	8	329	264	92	117	392	515	46	0	0	1	32	7	601	257	6	3	268					
Total	358	6,675	6,005	2,479	3,965	6,574	13,442	750	22	14	18	701	93	15,038	8,937	359	20	9,318					
																	Provisional	108	12	0	120	107	25
																	Absentee and Military	108	12	0	120	107	25

FOURTEENTH WARD

DIV	REGISTRATION: RACE			REGISTRATION: GENDER		REGISTRATION - POLITICAL PARTY AFFILIATION				OFFICIAL VOTE: PRESIDENT AND VICE PRESIDENT				DIV						
	WHITE	BLACK	OTHER	MEN	WOMEN UNKNOWN	REPUBLICAN	DEMOCRAT	LIBERARIAN	GREEN	CONSTITUTIONAL	NON PARTISAN	OTHER	TOTAL		DEM KERRY	REP BUSH	ALL OTHERS	TOTAL VOTES PRESIDENT		
01	80	204	345	133	114	382	473	4	15	0	82	6	629	314	20	4	338	01		
02	5	467	286	110	212	456	564	2	0	0	26	7	576	284	6	1	451	02		
03	16	811	230	211	311	854	984	4	0	0	26	7	1,047	491	24	0	593	03		
04	47	212	182	53	108	1,117	1,238	4	4	2	94	15	1,547	479	24	0	603	04		
05	17	212	182	53	108	1,117	1,238	4	4	2	20	12	1,391	170	7	0	477	05		
06	1	252	221	42	104	328	425	0	0	1	23	2	474	288	2	0	290	06		
07	32	222	309	71	89	463	466	2	2	2	42	6	563	218	9	1	228	07		
08	1	71	58	20	30	80	118	0	0	0	6	0	130	56	4	0	60	08		
09	51	152	258	81	95	285	380	2	0	0	24	1	461	162	23	0	185	09		
10	48	409	408	136	168	541	725	0	8	0	64	2	865	411	32	2	445	10		
11	5	288	219	83	138	302	484	3	0	1	27	2	523	338	8	1	347	11		
Total	303	3,451	3,164	1,058	1,439	4,441	5,926	450	29	7	458	48	6,938	3,315	154	10	3,479	All		
													Provisional		Absentee and Military					

FIFTEENTH WARD

DIV	REGISTRATION: RACE			REGISTRATION: GENDER			REGISTRATION - POLITICAL PARTY AFFILIATION					OFFICIAL VOTE: PRESIDENT AND VICE PRESIDENT								
	WHITE	BLACK	OTHER	MEN	WOMEN	UNKNOWN	DEMOCRAT	REPUBLICAN	LIBER TARIAN	GREEN	CONSTITUTIONAL	NON PARTISAN	OTHER	TOTAL	DEM. KERRY	REP. BUSH	ALL OTHERS	TOTAL VOTES	DIV	
01	414	71	445	205	235	480	617	132	6	5	0	160	10	930	100	6	618	01		
02	426	52	341	190	246	383	587	95	3	5	2	118	9	819	110	2	567	02		
03	309	132	533	168	190	586	628	126	3	9	1	191	18	974	498	75	3	576	03	
04	242	30	275	98	132	319	326	102	0	1	3	108	7	547	217	39	1	257	04	
05	314	6	287	140	152	295	396	95	1	2	0	85	6	587	336	92	0	428	05	
06	543	17	359	193	418	308	702	190	3	0	0	59	5	919	587	98	1	886	06	
07	80	585	623	228	168	874	1,054	94	2	6	2	93	17	1,268	446	15	2	463	07	
08	352	22	236	141	161	328	429	80	2	4	0	105	10	630	382	56	1	439	08	
09	368	10	288	180	169	335	455	98	4	1	0	102	4	694	365	112	4	481	09	
10	31	485	359	140	188	347	778	45	2	0	0	44	4	875	448	15	0	463	10	
11	19	208	308	108	132	300	398	60	1	0	0	57	2	552	316	18	0	334	11	
12	212	109	318	125	172	300	516	80	1	1	0	78	6	607	304	81	2	487	12	
13	212	122	257	117	160	314	431	68	3	4	0	57	4	607	338	106	1	448	13	
14	343	15	249	130	183	294	413	92	3	4	0	91	4	803	327	47	0	374	14	
15	203	59	341	108	123	372	395	73	2	7	0	117	8	710	409	75	3	487	15	
16	309	52	349	161	176	371	470	97	8	2	1	140	14	681	393	78	5	478	16	
17	313	30	338	135	166	380	426	93	3	2	1	140	14	681	393	78	5	478	17	
18	401	20	343	159	210	395	523	108	3	4	0	120	6	764	443	110	3	556	18	
19	319	22	289	144	196	290	396	113	2	0	1	110	8	630	352	93	0	445	19	
Total	5,390	2,113	8,485	2,865	3,563	7,540	10,018	1,757	54	57	13	1,929	160	13,988	7,883	1,425	38	343	All	

SIXTEENTH WARD

DIV	REGISTRATION: RACE			REGISTRATION: GENDER		REGISTRATION - POLITICAL PARTY AFFILIATION					OFFICIAL VOTE: PRESIDENT AND VICE PRESIDENT								
	WHITE	BLACK	OTHER	MEN	WOMEN	UNKNOWN	DEMOCRAT	REPUBLICAN	LIBERARIAN	GREEN	CONSTITUTIONAL	NON PARTISAN	OTHER	TOTAL	DEM. KERRY	REP. BUSH	ALL OTHERS	TOTAL VOTES PRESIDENT	DIV
01	5	291	216	94	110	308	444	28	4	0	1	32	3	512	229	5	0	234	01
02	3	324	219	96	112	338	477	41	0	0	0	26	2	546	254	6	1	261	02
03	6	479	257	113	182	449	657	42	1	0	2	38	4	744	398	6	1	405	03
04	2	340	217	94	130	335	510	15	3	1	1	27	2	559	278	10	0	288	04
05	5	444	237	109	161	416	612	36	3	0	0	34	1	686	333	9	1	343	05
06	0	379	269	102	173	373	566	33	0	0	0	26	3	646	210	8	1	219	06
07	1	428	293	133	159	430	662	34	0	1	1	28	6	722	377	11	0	388	07
08	2	357	228	97	161	329	532	29	0	0	0	25	1	597	312	5	0	317	08
09	0	388	231	107	140	370	561	24	2	0	1	27	1	617	300	8	0	336	09
10	2	338	182	81	115	324	470	21	1	0	0	23	3	520	256	8	0	264	10
11	2	465	307	117	128	329	500	41	1	0	0	28	3	634	303	5	1	309	11
12	4	482	312	128	140	370	532	29	0	0	0	25	1	597	312	5	0	317	12
13	5	310	187	78	131	293	481	25	1	0	0	21	1	490	238	11	0	247	13
14	3	285	202	86	105	299	436	31	1	0	0	13	1	439	256	7	0	263	14
15	3	249	187	64	85	310	440	25	0	0	0	22	1	388	235	8	1	244	15
16	0	229	159	34	96	258	341	24	0	0	0	23	3	595	372	8	0	380	16
17	4	333	258	104	176	315	544	25	0	0	0	23	3	678	432	10	2	444	17
18	13	412	253	133	184	351	605	29	1	2	2	34	5	775	466	3	0	89	18
Total	82	6,329	4,054	1,711	2,528	6,206	9,370	526	19	5	8	470	47	10,445	5,584	142	8	5,744	All

SEVENTEENTH WARD

DIV	REGISTRATION: RACE			REGISTRATION: GENDER			REGISTRATION - POLITICAL PARTY AFFILIATION				OFFICIAL VOTE: PRESIDENT AND VICE PRESIDENT				TOTAL VOTES	DIV			
	WHITE	BLACK	OTHER	MEN	WOMEN	UNKNOWN	DEMOCRAT	REPUBLICAN	LIBER TARIAN	GREEN	CONSTITUTIONAL	NON PARTISAN	OTHER	TOTAL			DEM. KERRY	REP. BUSH	ALL OTHERS
01	0	312	198	103	160	253	486	25	1	0	0	18	6	516	332	16	0	368	01
02	1	316	183	117	149	236	456	16	3	0	1	22	2	502	331	18	0	349	02
03	6	310	240	140	203	343	535	19	3	0	0	28	1	666	444	19	0	463	03
04	2	300	496	65	223	274	536	30	0	0	1	20	3	592	388	27	1	397	04
05	2	434	496	102	174	274	597	24	3	0	0	14	2	550	380	9	0	389	05
06	6	467	219	123	188	313	597	24	3	0	0	26	7	559	431	12	0	443	06
07	6	467	219	127	210	415	602	29	1	0	0	26	4	522	375	9	0	485	07
08	6	389	260	118	164	373	606	30	1	0	2	33	4	522	375	9	0	387	08
09	3	321	231	86	168	304	541	24	3	0	0	24	2	555	334	16	0	387	09
10	3	438	264	105	224	376	641	26	2	0	1	30	5	705	437	19	0	440	10
11	1	356	239	96	183	317	548	18	1	0	0	22	8	598	385	11	2	398	11
12	6	349	227	122	177	283	532	24	0	0	1	22	3	582	391	11	0	402	12
13	12	409	265	110	188	388	617	28	1	0	0	35	4	666	406	11	1	418	13
14	13	442	299	134	209	411	686	29	1	0	0	30	6	754	442	16	0	458	14
15	1	367	218	102	152	330	543	25	0	0	0	15	1	554	363	12	0	375	15
16	50	242	340	99	158	375	449	106	0	0	0	20	2	632	298	29	2	329	16
17	8	317	209	88	153	293	487	24	0	0	0	22	4	534	347	14	0	381	17
18	4	386	228	114	202	282	553	24	0	0	0	22	4	588	391	8	1	400	18
19	0	307	152	97	145	217	430	11	0	0	0	15	3	459	308	18	0	326	19
20	6	404	242	86	197	389	612	13	1	0	0	27	1	854	387	10	0	377	20
21	4	410	248	136	217	396	629	14	2	0	0	41	9	823	468	10	0	377	21
22	17	327	265	126	206	332	581	42	2	0	0	17	2	599	408	28	2	438	22
23	87	194	265	69	150	288	385	51	2	0	0	68	6	547	248	41	0	289	23
24	16	477	337	131	215	484	746	38	1	0	0	40	2	630	490	16	0	506	24
25	6	323	217	85	137	314	493	20	1	0	0	30	2	369	185	20	0	343	25
26	4	188	185	61	87	219	328	16	0	0	0	15	2	453	280	12	0	294	26
27	1	273	179	89	131	233	416	17	0	0	0	15	2	453	280	12	0	294	27
28	4	318	194	77	182	277	475	19	0	0	0	21	1	516	329	20	0	346	28
29	0	356	232	95	149	344	543	21	0	0	0	23	0	588	112	5	0	117	29
Total	335	10,206	6,987	3,094	5,067	9,379	15,767	827	29	6	12	797	100	17,540	10,931	505	16	11,452	All

EIGHTEENTH WARD

DIV	REGISTRATION: RACE		REGISTRATION: GENDER		REGISTRATION - POLITICAL PARTY AFFILIATION				OFFICIAL VOTE: PRESIDENT AND VICE PRESIDENT				DIV						
	WHITE	BLACK	OTHER	MEN	WOMEN	UNKNOWN	DEMOCRAT	REPUBLICAN	LIBER TARIAN	GREEN	CONSTITU TIONAL	NON PARTISAN		OTHER	TOTAL	DEM KERRY	REP BUSH	ALL OTHERS	TOTAL VOTES PRESIDENT
01	272	79	540	180	185	518	641	129	6	4	0	96	15	891	431	71	3	505	01
02	442	25	398	196	213	446	555	177	3	10	2	91	17	855	450	123	3	576	02
03	12	74	370	71	71	314	391	145	1	2	1	14	2	456	195	38	0	234	03
04	333	4	206	133	142	268	419	85	3	0	2	30	4	543	269	91	0	360	04
05	318	20	234	131	153	286	360	143	5	5	1	56	2	572	284	113	0	397	05
06	310	44	230	123	134	327	369	162	5	0	1	41	6	584	234	87	1	322	06
07	331	7	190	126	138	264	330	140	7	1	3	44	3	528	260	98	2	360	07
08	13	70	340	72	86	265	321	66	2	0	1	31	2	423	164	25	0	189	08
09	84	167	598	129	152	568	688	87	2	2	2	61	7	849	433	51	0	484	09
10	270	5	178	96	108	249	293	110	4	1	0	39	6	453	215	72	0	287	10
11	448	2	214	154	189	311	391	214	2	4	0	47	6	664	280	171	0	451	11
12	414	7	244	150	220	295	393	205	2	5	0	56	4	665	317	110	0	427	12
13	43	47	434	80	90	354	427	48	1	2	1	40	5	524	237	31	0	268	13
14	45	120	492	82	128	437	532	69	0	0	1	51	4	657	299	30	0	329	14
15	169	39	435	103	101	406	478	97	4	0	1	41	3	556	297	23	1	281	15
16	169	39	435	103	101	406	478	97	4	0	1	41	3	556	297	23	1	281	16
17	134	47	754	156	171	608	748	89	3	3	0	84	8	932	453	74	3	530	17
Total	3,676	838	6,278	2,068	2,409	6,295	7,796	1,917	53	40	13	875	96	10,792	5,178	1,299	14	6,491	All

NINETEENTH WARD

DIV	REGISTRATION: RACE			REGISTRATION: GENDER		REGISTRATION - POLITICAL PARTY AFFILIATION							OFFICIAL VOTE: PRESIDENT AND VICE PRESIDENT					DIV	
	WHITE	BLACK	OTHER	MEN	WOMEN UNKNOWN	DEMOCRAT	REPUBLICAN	LIBER TARIAN	GREEN	CONSTITUTIONAL	NON PARTISAN	OTHER	TOTAL	DEM. KERRY	REP. BUSH	ALL OTHERS	TOTAL VOTES		
01	31	78	841	99	112	539	616	65	5	0	60	4	750	301	47	0	348	01	
02	26	39	722	82	111	594	625	107	2	0	53	0	767	284	54	0	338	02	
03	35	39	574	67	66	493	549	48	1	1	45	4	646	207	49	0	256	03	
04	43	38	517	70	102	426	494	54	2	0	45	2	596	239	28	3	288	04	
05	14	54	440	61	73	374	424	43	1	0	38	0	508	229	31	1	281	05	
06	21	28	569	80	82	456	522	60	0	0	36	0	618	238	30	0	288	06	
07	18	51	705	106	98	570	651	59	0	1	61	0	774	327	53	0	380	07	
08	28	44	586	108	94	456	524	72	1	1	56	4	658	242	55	1	298	08	
09	33	48	778	128	106	625	721	78	2	0	54	4	859	322	56	2	380	09	
10	31	66	784	131	122	628	745	66	1	0	65	3	881	367	56	1	424	10	
11	22	73	584	68	110	501	570	96	3	0	48	2	679	234	43	0	277	11	
12	48	80	604	122	125	485	632	48	3	0	46	3	732	293	56	0	349	12	
13	15	147	547	103	103	503	502	60	1	1	38	4	709	302	22	0	325	13	
14	4	15	212	41	41	268	292	40	0	0	24	0	274	100	9	0	109	14	
15	19	58	413	82	60	324	432	80	1	0	70	2	672	207	45	0	273	15	
16	38	154	396	113	136	725	801	87	5	3	26	1	972	400	60	0	464	16	
17	11	107	497	63	72	337	408	37	1	0	32	1	472	224	20	0	244	17	
18	19	107	497	63	72	337	408	37	1	0	32	1	472	224	20	0	244	18	
19	35	36	577	64	99	465	548	57	0	1	36	6	648	228	45	0	373	19	
Total	489	1,303	10,929	1,867	1,838	9,186	10,649	1,117	30	10	358	46	12,721	5,210	802	11	8,023	All	
													Provisional						
													Absentee and Military						

TWENTIETH WARD

DIV	REGISTRATION: RACE			REGISTRATION: GENDER			REGISTRATION - POLITICAL PARTY AFFILIATION					OFFICIAL VOTE: PRESIDENT AND VICE PRESIDENT					DIV		
	WHITE	BLACK	OTHER	MEN	WOMEN	UNKNOWN	DEMOCRAT	REPUBLICAN	LIBERARIAN	GREEN	CONSTITUTIONAL	NON PARTISAN	OTHER	TOTAL	DEM. KERRY	REP. BUSH		ALL OTHERS	TOTAL VOTES
01	59	191	143	143	184	539	580	134	7	6	0	104	13	846	457	50	4	511	01
02	8	143	190	90	81	228	281	35	4	0	0	17	2	339	131	11	0	142	02
03	93	414	774	214	401	668	887	166	2	5	0	190	11	1,291	654	53	4	711	03
04	12	284	342	80	177	371	572	37	0	0	0	26	3	638	329	18	0	347	04
05	0	220	165	59	79	267	359	26	0	1	1	15	3	405	190	4	0	194	05
06	9	476	284	168	243	388	668	38	1	0	3	34	5	769	483	15	1	489	06
07	117	468	973	232	376	948	1,057	220	5	5	2	249	20	1,558	886	67	2	755	07
08	7	134	214	54	58	245	364	29	1	0	0	20	1	355	145	5	0	150	08
09	33	320	485	82	158	578	628	87	4	1	0	85	13	816	367	28	0	393	09
10	13	291	468	94	150	528	683	42	2	0	0	39	4	770	371	31	1	403	10
Total	349	2,941	-4,489	1,186	1,867	4,728	6,039	834	28	20	6	779	75	7,779	3,964	293	12	4,269	All

TWENTY FIRST WARD

DIV	REGISTRATION: RACE			REGISTRATION: GENDER			REGISTRATION - POLITICAL PARTY AFFILIATION										OFFICIAL VOTE: PRESIDENT AND VICE PRESIDENT				
	WHITE	BLACK	OTHER	MEN	WOMEN	UNKNOWN	DEMOCRAT	REPUBLICAN	LIBERAL	TAZARAN	GREEN	CONSTITUTIONAL	NON PARTISAN	OTHER	TOTAL	DEM KERRY	REP BUSH	ALL OTHERS	TOTAL VOTES	DIV	
01	347	7	231	134	150	321	314	131	8	2	0	101	9	605	0	157	3	460	01		
02	449	6	211	168	172	359	344	244	0	4	0	103	11	658	322	159	6	840	02		
03	321	72	265	138	203	317	410	141	0	1	0	95	11	658	282	75	1	358	03		
04	339	21	157	122	134	261	280	155	2	0	0	72	8	517	241	85	1	327	04		
05	430	35	276	204	246	291	433	244	1	0	0	54	6	741	348	208	3	559	05		
06	336	34	259	147	141	341	332	174	1	0	0	111	10	629	275	120	1	396	06		
07	426	10	269	161	182	362	342	205	3	0	0	142	10	705	320	147	1	488	07		
08	368	13	249	162	182	344	324	182	2	0	0	98	7	620	262	106	3	399	08		
09	369	11	249	147	169	305	322	188	2	0	0	98	7	620	262	106	3	399	09		
10	299	4	169	118	133	221	277	112	2	0	0	70	7	472	220	103	2	324	10		
11	215	158	189	106	166	290	370	113	1	0	0	70	7	562	302	79	0	381	11		
12	301	7	197	115	153	237	275	147	3	0	0	69	11	505	238	113	2	353	12		
13	336	3	206	118	170	257	313	158	3	0	0	58	11	545	260	145	4	399	13		
14	331	114	228	165	256	350	488	180	5	2	0	86	9	711	402	124	4	527	14		
15	308	16	246	146	182	328	346	182	2	0	0	86	9	711	402	124	4	527	15		
16	300	10	174	121	153	210	275	153	2	1	0	46	4	484	213	118	5	336	16		
17	384	10	181	142	165	238	314	167	9	0	0	51	4	545	257	143	3	403	17		
18	340	9	185	129	156	250	301	175	3	0	0	50	5	535	247	138	1	386	18		
19	324	15	181	127	152	241	308	130	3	1	0	69	9	520	257	118	3	378	19		
20	311	35	227	108	164	301	356	146	4	2	0	58	7	573	260	112	2	374	20		
21	465	35	282	159	197	356	422	206	5	4	0	170	5	702	373	355	4	432	21		
22	422	179	799	236	416	748	774	314	4	12	0	24	24	1,400	632	150	0	785	22		
23	318	262	373	239	344	370	743	109	7	6	0	81	7	953	648	65	3	716	23		
24	415	24	227	162	221	283	356	238	2	3	2	59	6	666	260	203	4	467	24		
25	324	24	209	135	194	228	314	182	5	1	1	50	4	557	266	139	3	408	25		
26	381	53	299	135	238	360	419	213	3	0	0	91	7	733	334	144	3	481	26		
27	381	53	299	135	238	360	419	213	3	0	0	91	7	733	334	144	3	481	27		
28	556	5	215	169	210	403	533	257	5	0	0	45	6	582	446	203	3	452	28		
29	506	5	215	169	210	403	533	257	5	0	0	45	6	582	446	203	3	452	29		
30	509	55	379	206	306	431	560	305	0	1	1	115	8	943	393	221	1	615	30		
31	349	8	212	130	183	256	338	195	0	0	0	110	30	569	234	217	1	452	31		
32	337	31	202	150	192	258	303	221	4	0	0	41	0	570	226	205	3	434	32		
33	567	51	351	255	326	388	578	285	3	1	0	86	6	869	448	299	4	751	33		
34	596	60	363	281	325	373	572	307	1	1	0	92	6	979	385	340	3	728	34		
35	596	60	363	281	325	373	572	307	1	1	0	92	6	979	385	340	3	728	35		
36	592	19	333	190	242	270	422	146	3	5	0	56	7	577	238	114	2	353	36		
37	356	6	187	144	171	234	333	171	1	1	0	40	3	549	251	150	1	402	37		
38	417	14	214	179	215	251	395	199	1	0	0	43	7	645	258	243	2	504	38		
39	630	43	522	270	307	618	619	344	4	2	0	213	13	1,195	460	233	2	695	39		
40	453	50	352	205	279	371	509	256	3	1	0	79	7	555	393	202	4	599	40		
41	392	21	196	145	185	212	288	145	1	0	0	77	5	564	232	243	1	426	41		
42	392	21	196	145	185	212	288	145	1	0	0	77	5	564	232	243	1	426	42		
43	392	18	224	151	211	212	323	230	0	2	0	77	2	634	241	177	2	420	43		
44	374	4	200	176	206	196	321	233	0	1	0	23	0	578	196	272	2	470	44		
45	418	23	238	134	262	259	369	257	1	2	0	53	3	885	340	197	0	537	45		
Total	17,279	1,753	11,870	7,256	9,550	14,096	17,714	9,088	134	95	12	3,546	313	30,902	14,400	7,706	104	22,210	All		

TWENTY SECOND WARD

DIV	REGISTRATION: RACE			REGISTRATION: GENDER			REGISTRATION - POLITICAL PARTY AFFILIATION				OFFICIAL VOTE: PRESIDENT AND VICE PRESIDENT					DIV			
	WHITE	BLACK	OTHER	MEN	WOMEN	UNKNOWN	DEMOCRAT	REPUBLICAN	LIBER TARIAN	GREEN	CONSTITU TIONAL	NON PARTISAN	OTHER	TOTAL	DEM. KERRY		REP. BUSH	ALL OTHERS	TOTAL VOTES PRESIDENT
01	330	131	332	202	290	301	659	54	1	7	0	81	11	793	599	25	0	624	01
02	266	172	330	202	257	309	648	52	3	1	0	59	7	768	527	43	2	572	02
03	138	148	283	122	178	287	455	44	3	2	0	55	8	567	337	19	2	358	03
04	100	197	246	121	190	232	451	47	1	0	0	38	6	543	353	29	1	383	04
05	177	195	340	142	221	349	591	36	3	7	0	66	9	712	463	28	5	496	05
06	169	299	357	145	265	415	685	53	2	0	0	77	6	925	538	37	0	575	06
07	118	212	357	140	210	277	472	35	1	5	0	63	3	576	342	14	2	316	07
08	95	287	212	86	155	303	478	33	1	0	0	30	3	544	323	12	1	338	08
09	157	204	348	114	188	408	514	64	5	1	0	112	11	710	321	29	3	423	09
10	154	234	225	103	136	254	430	27	1	3	0	28	4	493	288	12	0	300	10
11	5	408	235	107	189	352	534	29	1	0	0	32	4	648	379	20	2	410	11
12	5	349	243	115	185	297	534	23	1	1	0	34	4	597	379	20	1	400	12
13	5	375	276	137	267	428	683	89	1	0	0	55	3	832	418	25	0	443	13
14	81	5	400	131	207	343	615	29	2	0	0	32	3	681	419	12	1	432	14
15	5	42	277	240	100	155	473	30	1	0	0	50	7	559	349	19	1	369	15
16	72	252	194	128	187	205	449	30	1	0	0	32	6	518	385	10	0	395	16
17	21	286	156	111	179	183	426	16	1	1	0	25	4	473	337	9	1	347	17
18	5	371	222	125	192	281	540	21	2	0	0	33	5	598	412	18	2	432	18
19	5	264	187	80	168	209	411	21	1	0	0	19	5	457	316	13	0	329	19
20	4	367	167	100	177	281	483	19	0	0	0	23	5	538	355	20	1	378	20
21	6	359	211	92	163	301	508	29	2	1	1	29	5	576	357	21	0	378	21
22	193	37	221	130	179	272	576	50	1	4	0	46	4	563	486	33	0	381	22
23	54	316	137	149	218	342	576	50	1	1	1	45	4	563	486	33	0	381	23
24	50	185	137	74	108	166	307	14	0	3	0	22	3	546	231	18	1	249	24
25	25	343	227	136	192	267	543	29	0	0	0	20	3	595	404	22	0	426	25
26	14	333	220	136	222	259	587	18	0	1	0	27	4	817	450	21	0	471	26
27	14	335	240	145	180	255	524	21	0	1	0	32	3	566	374	18	0	390	27
28	5	352	209	130	201	255	542	16	0	0	0	25	3	566	420	26	0	446	28
29	15	362	209	130	201	255	542	16	0	0	0	25	3	566	420	26	0	446	29
30	15	362	209	130	201	255	542	16	0	0	0	25	3	566	420	26	0	446	30
Total	2,190	8,230	7,305	3,631	5,689	8,425	15,236	1,027	37	43	5	1,235	142	17,725	11,949	653	31	12,683	All

TWENTY THIRD WARD

DIV	REGISTRATION: RACE			REGISTRATION: GENDER			REGISTRATION - POLITICAL PARTY AFFILIATION				OFFICIAL VOTE: PRESIDENT AND VICE PRESIDENT				DIV				
	WHITE	BLACK	OTHER	MEN	WOMEN	UNKNOWN	DEMOCRAT	REPUBLICAN	LIBERARIAN	GREEN	CONSTITUTIONAL	NON PARTISAN	OTHER	TOTAL		DEM. KERRY	REP. BUSH	ALL OTHERS	TOTAL VOTES
01	143	111	263	87	107	323	393	83	1	1	2	22	5	517	203	46	2	251	01
02	214	101	275	113	117	360	437	108	0	0	0	40	4	590	262	64	2	328	02
03	192	61	229	91	102	289	323	133	1	1	1	21	3	482	192	58	1	249	03
04	190	102	354	106	151	389	451	139	1	0	2	49	4	646	297	115	3	415	04
05	186	151	372	105	129	485	520	128	2	0	0	64	5	719	308	64	1	374	05
06	201	282	541	172	144	708	759	169	8	2	1	77	8	1,024	326	69	0	395	06
07	150	197	374	102	136	481	540	107	5	1	0	39	9	721	310	65	0	385	07
08	202	105	288	106	140	348	404	138	1	1	1	43	7	593	295	43	2	431	08
09	262	76	250	123	169	296	395	146	2	1	0	52	6	840	416	176	3	597	09
10	345	115	381	170	238	433	568	218	1	0	2	62	4	733	318	61	0	379	10
11	93	133	507	64	120	263	328	98	0	0	0	51	3	718	338	48	2	388	11
12	89	192	435	160	132	442	522	188	4	0	1	43	3	701	340	153	2	485	12
13	271	118	315	150	195	347	463	188	4	0	0	39	2	695	257	173	2	432	13
14	424	118	243	180	207	328	366	281	3	1	3	42	1	602	204	68	0	272	14
15	201	98	303	99	113	390	384	169	2	0	1	46	4	713	341	44	0	341	15
16	49	267	397	105	154	454	588	172	2	0	0	29	3	545	305	31	0	336	16
17	35	248	262	77	146	320	460	52	1	0	0	13	3	477	257	11	1	269	17
18	4	237	236	67	107	303	438	21	1	0	0	27	3	632	333	17	0	350	18
19	51	302	279	110	148	374	550	51	0	0	0	45	5	816	307	46	2	355	19
20	120	173	323	82	130	404	478	87	0	0	0	30	2	886	396	22	0	418	20
21	31	342	313	90	170	426	601	53	0	0	0	45	4	641	276	57	2	335	21
22	145	147	349	98	125	418	477	106	1	2	4	45	4	525	175	55	1	231	22
23	166	96	263	103	84	338	387	104	2	1	0	27	4	517	46	5	0	126	23
Total	3,784	3,669	7,552	2,509	3,268	9,228	11,113	2,752	41	14	22	964	99	15,005	8,868	1,699	31	8,598	All

TWENTY FOURTH WARD

DIV	REGISTRATION: RACE			REGISTRATION: GENDER			REGISTRATION - POLITICAL PARTY AFFILIATION							OFFICIAL VOTE: PRESIDENT AND VICE PRESIDENT					D.V.	
	WHITE	BLACK	OTHER	MEN	WOMEN	UNKNOWN	DEMOCRAT	REPUBLICAN	LIBER TARIAN	GREEN	CONSTITU TIONAL	NON PARTISAN	OTHER	TOTAL	DEM KERRY	REP BUSH	ALL OTHERS	TOTAL VOTES PRESIDENT		
01	197	128	363	165	165	388	449	79	9	5	0	133	13	688	344	45	3	392	01	
02	47	300	233	110	138	332	480	33	3	3	1	59	1	980	323	18	2	343	02	
03	4	359	277	103	188	349	565	25	3	1	2	40	4	640	406	13	0	421	03	
04	10	310	245	90	150	325	487	36	1	2	0	32	5	965	315	9	0	324	04	
05	202	129	355	151	172	363	453	80	4	7	0	134	8	866	542	66	2	425	05	
06	153	373	529	172	288	595	825	85	2	4	0	151	8	1,095	542	66	2	620	06	
07	5	336	233	101	159	314	507	32	2	0	0	52	6	661	314	21	0	323	07	
08	81	232	348	140	134	387	499	47	5	0	2	16	2	661	344	21	5	370	08	
09	5	299	195	100	108	291	445	32	12	0	2	48	2	489	287	3	0	290	09	
10	333	86	1,026	364	331	730	623	29	12	10	1	449	25	1,425	541	175	7	723	10	
11	14	293	225	100	131	268	448	32	0	0	0	50	0	532	291	4	1	296	11	
12	1	286	203	91	151	289	448	33	1	0	0	21	0	502	278	4	0	282	12	
13	7	363	191	89	161	311	454	43	1	0	0	19	3	510	301	17	0	318	13	
14	0	273	175	73	105	270	410	16	0	0	1	20	0	461	334	12	0	346	14	
15	2	226	121	64	75	210	308	20	0	0	1	19	1	448	250	6	0	256	15	
16	2	231	138	73	88	200	318	29	0	1	0	21	2	371	196	4	0	200	16	
17	2	231	138	73	88	200	318	29	0	1	0	21	2	371	196	4	0	200	17	
All																				
Total	1,067	4,519	5,060	2,066	2,667	5,893	8,214	948	51	49	11	1,284	89	10,646	5,822	478	21	6,321	All	

TWENTY FIFTH WARD

DIV	REGISTRATION: RACE				REGISTRATION: GENDER		REGISTRATION - POLITICAL PARTY AFFILIATION				OFFICIAL VOTE: PRESIDENT AND VICE PRESIDENT								
	WHITE	BLACK	OTHER	MEN	WOMEN	UNKNOWN	DEMOCRAT	REPUBLICAN	LIBER TARIAN	GREEN	CONSTITUTIONAL	NON PARTISAN	OTHER	TOTAL	DEM. KERRY	REP. BUSH	ALL OTHERS	TOTAL VOTES	DIV
01	346	4	196	128	150	268	286	205	1	2	0	36	4	546	199	122	1	322	01
02	264	34	231	97	109	323	313	173	4	0	1	183	2	529	183	95	2	280	02
03	418	1	208	151	206	268	374	214	1	0	2	27	7	625	283	165	1	429	03
04	362	5	208	108	149	318	283	245	1	0	2	40	4	575	189	153	1	343	04
05	359	2	189	147	155	298	280	252	0	1	1	23	3	560	217	158	2	377	05
06	293	0	157	113	120	217	286	154	1	1	1	23	2	450	226	98	0	324	06
07	370	3	208	129	171	261	283	283	1	1	0	21	2	581	226	151	0	377	07
08	337	14	204	121	178	296	308	199	4	0	0	40	4	555	248	139	3	391	08
09	154	89	238	177	103	321	390	323	0	0	5	501	4	501	198	54	1	254	09
10	317	1	236	115	127	251	290	273	0	1	0	32	2	564	200	113	1	314	10
11	307	23	231	105	130	331	355	272	0	0	0	26	1	569	232	133	0	338	11
12	333	3	183	109	147	263	270	218	0	1	0	41	3	519	204	40	1	245	12
13	98	115	292	86	120	299	386	80	3	0	1	20	4	505	205	40	0	254	13
14	189	87	289	69	84	372	399	81	2	0	1	38	4	525	214	40	0	240	14
15	151	147	363	75	115	471	476	126	1	0	0	54	4	661	197	43	0	240	15
16	53	105	265	49	62	313	334	55	1	0	1	30	3	424	151	34	0	185	16
17	93	78	288	46	58	353	330	86	1	0	0	38	2	457	193	29	0	222	17
18	172	100	309	82	85	414	399	129	1	0	0	50	1	581	210	53	0	263	18
19	125	80	313	75	87	356	390	85	2	1	0	34	6	518	204	48	1	253	19
20	109	105	397	74	79	458	444	102	3	2	1	56	3	611	243	55	1	279	20
21	181	87	335	94	90	399	423	109	0	1	2	36	12	583	216	55	1	270	21
22	316	2	189	123	154	230	277	202	3	3	0	21	1	507	204	121	4	329	22
23	261	38	229	83	125	320	300	196	3	1	0	27	1	528	208	97	0	305	23
24	263	32	238	88	124	321	316	173	0	1	1	38	4	533	197	94	1	292	24
Total	5,851	1,116	5,942	2,337	2,925	7,847	8,084	3,856	33	19	14	823	80	12,309	5,206	2,241	22	7,471	All

TWENTY SIXTH WARD

DIV	REGISTRATION: RACE			REGISTRATION: GENDER			REGISTRATION - POLITICAL PARTY AFFILIATION										OFFICIAL VOTE: PRESIDENT AND VICE PRESIDENT				
	WHITE	BLACK	OTHER	MEN	WOMEN	UNKNOWN	DEMOCRAT	REPUBLICAN	LIBER TARIAN	GREEN	CONSTITUTIONAL	NON PARTISAN	OTHER	TOTAL	DEM. MERRY	REP. BUSH	ALL OTHERS	TOTAL VOTES	DIV		
01	436	1	171	186	197	215	436	157	1	0	0	13	1	608	197	233	0	430	01		
02	593	6	246	272	300	273	589	233	1	0	0	20	2	845	280	341	1	622	02		
03	436	2	146	203	213	168	398	176	1	0	0	7	2	584	145	270	2	418	03		
04	449	2	149	144	193	263	409	160	2	1	1	23	3	600	202	206	1	409	04		
05	471	3	153	181	219	227	363	233	0	0	0	27	4	627	205	213	0	418	05		
06	472	3	207	174	229	279	457	188	0	1	0	35	1	682	250	223	1	474	06		
07	489	3	157	173	228	250	419	202	0	1	1	25	1	649	235	203	1	439	07		
08	461	3	251	186	229	300	441	283	0	0	0	29	2	715	249	226	4	479	08		
09	452	6	184	169	225	259	481	150	2	0	0	18	2	653	240	217	3	460	09		
10	453	6	190	146	191	258	436	142	2	0	0	26	2	513	198	127	2	327	10		
11	386	3	170	146	191	273	436	142	2	0	0	21	1	559	222	166	2	390	11		
12	389	3	172	139	169	273	475	127	0	0	0	14	1	612	209	189	2	370	12		
13	423	3	192	169	233	216	475	127	0	0	0	14	1	612	209	189	2	370	13		
14	355	3	173	157	190	184	333	174	0	0	0	20	2	531	210	185	2	375	14		
15	314	4	152	133	152	185	307	136	0	1	0	22	4	470	163	157	0	320	15		
16	307	6	227	134	148	258	326	190	0	0	0	44	9	540	207	125	1	333	16		
17	307	10	156	108	139	226	314	117	2	0	0	36	4	473	186	101	0	289	17		
18	329	2	184	114	168	213	330	133	2	0	1	27	2	495	183	155	1	339	18		
19	332	6	219	142	167	248	332	202	1	0	0	19	2	557	175	224	1	400	19		
20	2	38	18	9	10	39	53	3	0	0	1	1	0	58	2	0	0	2	20		
21	337	4	162	136	144	221	286	156	3	1	0	41	4	503	151	150	4	305	21		
22	279	33	269	106	131	342	387	128	2	3	0	52	9	581	226	93	2	321	22		
23	136	130	219	94	110	281	324	88	3	2	1	62	5	485	183	70	2	255	23		
24	7	34	23	15	14	35	46	9	1	0	0	8	1	64	11	4	1	16	24		
Total	8,520	317	4,145	3,423	4,162	5,397	8,586	3,674	27	17	7	604	67	12,982	4,664	4,194	33	8,891	All		

TWENTY SEVENTH WARD

DIV	REGISTRATION: RACE			REGISTRATION: GENDER		REGISTRATION - POLITICAL PARTY AFFILIATION					OFFICIAL VOTE: PRESIDENT AND VICE PRESIDENT					DIV														
	WHITE	BLACK	OTHER	MEN	WOMEN UNKNOWN	DEMOCRAT	REPUBLICAN	LIBERARIAN	GREEN	CONSTITUTIONAL	NON PARTISAN	OTHER	TOTAL	DEM. KERRY	REP. BUSH		ALL OTHERS	TOTAL VOTES												
01	204	45	520	152	196	421	434	121	4	6	0	187	769	341	75	4	420	01												
02	156	60	344	110	154	286	350	40	3	10	1	144	560	327	38	5	370	02												
03	117	49	693	189	234	436	431	143	4	5	0	237	859	333	89	3	425	03												
04	9	298	192	76	144	279	448	25	0	0	0	23	499	297	13	0	310	04												
05	126	65	455	146	138	362	363	76	7	8	2	174	646	276	52	0	328	05												
06	139	217	657	227	190	586	643	132	7	5	1	208	1,013	456	95	3	524	06												
07	129	188	292	129	118	342	414	66	4	4	1	88	559	514	8	1	324	07												
08	135	19	589	204	198	341	348	144	5	2	3	242	723	502	143	5	650	08												
09	284	21	944	283	316	630	634	193	13	9	1	382	1,133	192	18	2	212	09												
10	112	44	237	80	82	231	233	35	2	2	0	276	1,061	389	105	9	483	10												
11	157	123	781	213	248	600	377	17	0	3	0	23	1,448	243	10	2	255	11												
12	4	251	193	79	133	239	384	57	7	5	1	80	554	209	17	2	228	12												
13	57	163	334	111	147	416	415	59	9	7	0	137	693	372	37	5	414	13												
14	147	102	232	161	164	280	403	50	2	3	0	34	440	280	19	0	364	14												
15	19	264	202	88	142	289	303	35	0	0	0	40	499	221	26	0	289	15												
16	2	285	173	89	106	285	376	35	2	0	0	26	440	221	26	0	247	16												
17	2	285	173	89	106	285	376	35	2	0	0	26	440	221	26	0	247	17												
18	134	68	914	267	286	583	573	188	7	2	0	352	1,136	420	112	4	536	18												
19	172	24	687	236	194	453	411	182	5	2	0	270	883	359	142	1	502	19												
20	104	25	777	221	250	425	418	153	8	2	0	311	1,414	365	90	2	457	20												
21	105	27	640	142	234	396	344	133	1	4	0	279	772	328	78	3	407	21												
22	216	22	1,242	376	387	717	666	308	6	0	0	469	1,480	565	229	7	801	22												
23	225	62	515	169	184	449	474	83	7	25	2	189	802	433	53	13	489	23												
Total	2,758	2,691	12,060	3,748	4,336	9,427	10,215	2,469	112	108	13	4,276	17,509	8,206	1,993	78	9,877	All												
													Provisional	117	17	1	135	252												
													Absentee and Military	117	17	1	135	252												

TWENTY EIGHTH WARD

DIV	REGISTRATION: RACE			REGISTRATION: GENDER			REGISTRATION - POLITICAL PARTY AFFILIATION						OFFICIAL VOTE: PRESIDENT AND VICE PRESIDENT					DIV															
	WHITE	BLACK	OTHER	MEN	WOMEN	UNKNOWN	DEMOCRAT	REPUBLICAN	LIBERARIAN	GREEN	CONSTITUTIONAL	NON PARTISAN	OTHER	TOTAL	DEM. KERRY	REP. BUSH	ALL OTHERS		TOTAL VOTES														
01	10	485	294	129	124	538	707	42	2	0	2	30	6	789	294	6	0	300	01														
02	2	311	229	88	118	336	476	38	2	0	2	22	2	542	268	6	3	277	02														
03	10	421	268	129	145	425	641	28	0	0	1	21	8	899	307	8	1	316	03														
04	1	392	235	125	140	363	571	25	0	0	0	24	8	628	329	16	0	345	04														
05	1	434	274	120	192	397	652	28	1	1	0	24	3	708	358	10	0	368	05														
06	4	365	224	97	158	339	525	33	1	1	1	29	3	593	325	6	0	331	06														
07	2	289	196	68	94	305	426	17	3	0	0	20	1	467	237	7	0	244	07														
08	4	430	291	123	187	495	666	28	4	0	0	23	4	725	436	7	0	443	08														
09	2	432	240	113	194	377	613	22	0	0	2	31	6	674	392	7	0	399	09														
10	0	373	163	103	143	310	503	26	2	0	2	21	2	556	326	6	0	332	10														
11	1	416	151	141	142	265	394	19	0	0	0	17	1	398	232	2	1	235	11														
12	2	398	274	111	180	393	574	29	5	0	0	13	2	624	389	9	2	380	12														
13	5	403	271	111	180	393	574	29	5	0	0	13	2	624	389	9	2	380	13														
14	5	349	181	87	152	298	476	27	1	0	0	28	2	535	293	6	0	409	14														
15	6	381	192	87	126	346	503	27	1	0	3	23	3	559	273	6	0	276	15														
16	2	321	187	89	158	243	453	18	0	0	1	15	3	490	293	8	0	303	16														
17	1	352	215	100	122	346	511	25	2	0	2	25	3	568	294	9	1	304	17														
18	2	445	237	93	167	424	616	38	2	0	0	26	4	684	368	10	1	378	18														
Total	60	6,787	4,077	1,853	2,667	6,404	9,907	492	24	3	16	422	60	10,924	5,966	142	12	6,120	All														
														Provisional		Absentee and Military																	
														86		80																	

TWENTY NINETH WARD

DIV	REGISTRATION: RACE			REGISTRATION: GENDER			REGISTRATION - POLITICAL PARTY AFFILIATION				OFFICIAL VOTE: PRESIDENT AND VICE PRESIDENT																								
	WHITE	BLACK	OTHER	MEN	WOMEN	UNKNOWN	DEMOCRAT	REPUBLICAN	LIBER TARIAN	GREEN	CONSTITUTIONAL	NON PARTISAN	OTHER	TOTAL	DEM KERRY	REP. BUSH	ALL OTHERS	TOTAL VOTES	DIV																
01	52	242	293	130	124	333	452	64	2	2	1	57	9	597	243	20	1	284	01																
02	10	412	305	149	79	499	649	43	1	0	0	32	2	727	220	8	0	228	02																
03	90	315	377	130	171	461	620	56	8	5	1	81	11	782	434	32	2	488	03																
04	1	256	160	58	89	290	389	26	1	0	1	19	1	437	214	2	0	216	04																
05	0	176	126	50	61	191	281	12	0	0	0	9	0	302	145	6	0	151	05																
06	1	235	148	43	57	223	340	23	0	0	0	20	2	385	192	2	0	194	06																
07	1	272	195	41	86	271	409	29	1	0	0	20	1	458	264	5	0	269	07																
08	3	276	177	81	92	271	374	30	0	0	0	12	0	447	243	6	0	249	08																
09	0	228	147	67	84	222	319	21	0	0	0	14	0	373	212	6	0	218	09																
10	32	308	219	88	141	330	481	25	0	1	0	34	3	599	300	6	0	306	10																
11	45	278	234	98	124	335	459	27	2	1	1	60	7	657	284	17	0	237	11																
12	13	293	207	72	101	340	455	22	1	1	2	29	3	513	284	17	0	291	12																
13	7	393	235	135	174	328	580	26	1	1	0	24	3	615	379	9	3	209	13																
14	4	224	161	66	92	231	357	19	0	0	0	12	0	389	204	5	0	311	14																
15	8	378	195	97	151	333	524	30	0	0	0	26	1	581	306	5	0	315	15																
16	5	299	191	96	161	236	448	18	0	0	1	21	6	495	302	12	1	285	16																
17	3	300	172	85	129	281	434	21	0	0	0	19	1	475	280	5	0	321	17																
18	6	338	213	112	134	311	517	21	1	0	0	18	0	557	317	4	0	321	18																
Total	281	5,236	3,742	1,632	2,100	5,527	8,142	516	18	13	8	512	50	9,259	4,982	163	7	5,132	All																
																	Provisional	70	0	0	0	0	0	0	0	0	0	0	0	0	0	0	0	0	0
																	Absentee and Military	108	11	0	0	0	0	0	0	0	0	0	0	0	0	0	0	0	0

THIRTIETH WARD

DIV	REGISTRATION: RACE			REGISTRATION: GENDER		REGISTRATION - POLITICAL PARTY AFFILIATION							OFFICIAL VOTE: PRESIDENT AND VICE PRESIDENT				
	WHITE	BLACK	OTHER	MEN	WOMEN UNKNOWN	DEMOCRAT	REPUBLICAN	LIBERARIAN	GREEN	CONSTITUTIONAL	NON PARTISAN	OTHER	TOTAL	DEM. KERRY	REP. BUSH	ALL OTHERS	TOTAL VOTES
01	207	293	509	219	580	708	91	10	19	0	170	11	1,009	605	43	7	655
02	54	238	283	112	363	474	38	1	2	0	50	10	575	278	19	0	297
03	304	53	425	163	439	534	103	2	4	0	125	14	782	420	59	1	480
04	16	195	232	74	284	376	27	1	2	0	34	3	443	235	17	0	252
05	15	214	178	82	240	380	22	0	3	1	27	4	407	238	4	1	243
06	145	210	307	144	371	477	70	4	2	1	101	7	662	384	38	4	428
07	412	90	509	236	564	679	102	5	11	0	204	10	1,011	582	75	2	639
08	354	16	358	177	351	500	90	3	6	2	118	11	728	421	62	2	485
09	120	152	355	167	395	563	72	4	4	0	94	10	747	438	38	2	476
10	8	112	258	86	216	276	10	0	3	1	29	3	329	175	4	2	101
11	18	317	295	94	248	421	30	2	4	1	26	7	568	278	13	1	292
12	12	283	195	84	291	439	30	1	4	0	56	1	674	412	27	0	291
13	62	308	304	114	374	555	38	2	6	0	65	6	597	347	17	0	463
14	88	194	304	89	351	458	50	3	4	1	67	4	597	347	29	5	367
15	122	242	346	133	398	555	45	3	9	0	94	4	710	443	74	1	441
16	248	42	333	149	316	444	58	3	10	0	98	10	623	366	36	1	321
17	92	193	223	109	263	408	53	2	4	0	39	2	508	284	36	1	321
													Provisional	54	5	1	60
													Absentee and Military	196	28	0	224
Total	2,277	3,300	5,358	2,247	2,472	8,146	936	46	94	7	1,388	119	10,855	6,423	590	34	7,047

THIRTY FIRST WARD

DIV	REGISTRATION: RACE			REGISTRATION: GENDER			REGISTRATION - POLITICAL PARTY AFFILIATION					OFFICIAL VOTE: PRESIDENT AND VICE PRESIDENT				DIV			
	WHITE	BLACK	OTHER	MEN	WOMEN	UNKNOWN	DEMOCRAT	REPUBLICAN	LIBER TARIAN	GREEN	CONSTITUTIONAL	NON PARTISAN	OTHER	TOTAL	DEM. KERRY		REP. BUSH	ALL OTHERS	TOTAL VOTES
01	189	19	258	94	95	237	301	105	2	0	0	36	2	446	192	37	2	231	01
02	55	31	436	54	71	397	383	83	3	0	0	53	0	522	162	50	2	214	02
03	232	13	181	63	88	235	227	136	3	0	1	50	3	426	167	54	2	223	03
04	423	7	228	166	167	325	388	212	2	3	0	49	4	658	289	133	0	422	04
05	319	0	229	113	148	267	286	213	4	1	0	38	6	548	225	116	2	343	05
06	474	5	190	106	130	273	264	216	3	1	0	24	2	509	193	83	2	278	06
07	272	6	413	126	182	465	455	165	2	2	0	30	8	763	308	188	4	470	07
08	212	62	413	126	182	465	474	163	2	3	1	52	5	666	195	65	0	260	08
09	145	42	462	92	74	487	474	143	2	0	1	52	5	666	195	65	0	260	09
10	170	6	172	85	60	223	224	99	2	3	0	20	0	538	185	57	0	242	10
11	190	45	356	97	80	416	379	167	2	1	0	38	6	598	231	72	3	288	11
12	186	42	339	68	108	391	439	168	0	0	1	38	0	587	197	72	0	288	12
13	318	5	185	97	130	261	286	169	0	0	1	43	9	508	211	105	2	318	13
14	310	12	150	98	114	262	246	201	2	3	0	18	2	472	202	100	2	304	14
15	338	5	235	146	145	287	284	252	4	0	1	34	3	578	304	140	3	394	15
16	434	6	265	157	187	361	362	299	4	0	0	33	4	705	304	170	2	478	16
17	294	6	169	111	113	245	227	215	4	0	1	19	3	469	185	99	2	286	17
18	241	7	177	80	102	243	238	162	0	2	0	19	4	425	171	91	1	263	18
19	331	16	197	95	134	315	299	215	1	1	0	28	2	544	220	110	5	335	19
Total	5,157	336	4,827	2,016	2,245	6,159	6,221	3,374	41	29	7	682	66	10,420	4,130	1,787	36	5,963	All

THIRTY SECOND WARD

DIV	REGISTRATION: RACE			REGISTRATION: GENDER			REGISTRATION - POLITICAL PARTY AFFILIATION					OFFICIAL VOTE: PRESIDENT AND VICE PRESIDENT							
	WHITE	BLACK	OTHER	MEN	WOMEN	UNKNOWN	DEMOCRAT	REPUBLICAN	LIBER TARIAN	GREEN	CONSTITUTIONAL	NON PARTISAN	OTHER	TOTAL	DEM. KERRY	REP. BUSH	ALL OTHERS	TOTAL VOTES	DIV
01	4	254	172	63	96	271	376	33	0	0	0	21	0	430	211	3	0	214	01
02	5	343	259	86	138	403	534	43	2	1	0	24	3	607	297	5	1	303	02
03	2	328	207	88	147	300	490	29	0	0	0	24	2	535	275	7	0	282	03
04	3	297	304	88	134	362	547	30	0	0	0	27	0	604	270	6	1	277	04
05	3	446	176	75	89	200	259	42	2	2	0	35	3	343	155	20	0	175	05
06	2	219	616	86	227	502	617	46	0	0	0	48	6	517	283	23	0	286	06
07	66	219	616	134	227	502	617	46	0	0	0	150	13	982	410	56	2	486	07
08	5	317	177	88	91	319	449	33	1	0	0	18	3	486	211	3	0	214	08
09	4	354	307	81	122	462	589	37	1	0	2	34	1	665	252	5	0	297	09
10	2	329	239	97	118	352	511	32	0	1	0	38	6	680	329	7	0	306	10
11	7	402	279	107	154	427	603	39	1	0	0	32	4	814	304	0	0	311	11
12	4	347	283	79	143	392	544	34	0	0	0	32	5	438	195	1	0	193	12
13	4	283	171	80	79	279	390	20	0	0	0	23	3	370	147	8	0	155	13
14	6	201	183	59	72	239	307	33	2	1	0	24	3	552	240	9	1	250	14
15	5	339	208	85	106	361	487	39	2	0	0	21	3	729	274	8	0	282	15
16	5	450	274	78	158	495	646	46	0	0	0	35	2	829	265	13	0	384	16
17	5	367	265	115	114	408	581	41	3	0	0	27	5	637	255	13	1	269	17
18	3	396	383	103	179	500	724	34	0	0	0	15	3	782	327	7	2	331	18
19	2	333	237	100	148	324	531	23	0	0	1	30	0	546	283	7	0	270	19
20	2	342	202	87	104	472	412	41	2	0	0	28	4	600	316	5	0	321	20
21	1	354	245	77	139	364	539	31	1	0	0	12	0	452	268	3	1	272	21
22	1	354	245	77	139	364	539	31	1	0	0	12	0	452	268	3	1	272	22
23	4	319	223	116	113	273	414	28	0	0	0	40	3	576	333	13	0	346	23
24	2	280	166	113	144	260	485	28	0	0	0	18	4	448	271	3	1	275	24
25	0	332	309	117	150	366	552	28	0	0	1	22	2	612	311	9	0	320	25
26	2	355	255	81	133	398	558	27	2	1	0	24	4	612	284	0	0	322	26
27	2	273	219	62	113	319	445	21	0	0	0	24	4	494	284	14	0	417	27
28	3	392	264	72	156	429	595	31	1	0	0	28	4	659	388	14	0	447	28
29	3	222	176	33	62	306	358	23	1	0	0	16	1	401	281	4	0	242	29
30	3	301	235	80	134	325	478	33	3	0	1	20	4	539	300	10	0	310	30
31	5	327	258	99	151	340	532	31	0	1	0	24	2	580	329	10	0	339	31
Total	223	9,847	7,821	2,835	3,936	11,120	15,498	1,123	34	12	7	823	84	17,091	8,975	313	10	9,298	All

THIRTY THIRD WARD

DIV	REGISTRATION: RACE			REGISTRATION: GENDER			REGISTRATION - POLITICAL PARTY AFFILIATION							OFFICIAL VOTE, PRESIDENT AND VICE PRESIDENT																					
	WHITE	BLACK	OTHER	MEN	WOMEN	UNKNOWN	DEMOCRAT	REPUBLICAN	LIBER TARIAN	GREEN	CONSTITU TIONAL	NON PARTISAN	OTHER	TOTAL	DEM. KERRY	REP. BUSH	ALL OTHERS	TOTAL VOTES	DIV																
01	195	25	332	116	137	299	341	188	3	0	0	33	7	552	224	138	1	381	01																
02	211	24	336	122	162	287	373	152	1	2	2	38	4	571	233	120	1	354	02																
03	190	23	276	110	146	233	339	129	2	0	0	16	1	489	181	117	0	298	03																
04	172	30	284	99	132	255	338	126	1	0	0	20	1	488	201	91	2	294	04																
05	90	86	282	67	93	278	334	71	0	0	1	31	1	438	213	44	1	258	05																
06	172	51	405	109	140	380	449	134	3	1	1	41	0	629	278	91	1	370	06																
07	236	92	544	125	164	563	616	192	3	1	1	53	6	872	387	101	1	468	07																
08	153	51	418	97	114	411	486	122	0	0	0	36	0	622	282	92	1	335	08																
09	204	25	366	106	120	391	450	135	4	0	0	35	0	625	289	97	0	388	09																
10	178	66	430	146	163	300	462	160	9	1	0	39	7	551	240	77	2	319	10																
11	195	40	369	129	163	300	432	160	5	0	0	55	2	593	310	145	1	398	11																
12	195	40	369	129	163	300	432	160	5	0	0	55	2	593	310	145	1	398	12																
13	197	40	417	85	142	417	438	153	3	1	4	53	4	684	271	182	4	447	13																
14	171	74	372	82	123	412	450	118	1	0	2	42	4	617	258	85	1	391	14																
15	120	74	442	82	100	454	489	100	1	0	4	44	2	636	242	80	0	302	15																
16	128	45	337	76	82	382	371	110	1	0	4	32	2	520	203	49	0	250	16																
17	54	127	404	56	75	452	471	86	1	0	0	46	0	585	203	27	0	230	17																
18	55	118	400	50	64	459	472	63	2	0	2	32	2	573	214	29	0	243	18																
19	72	135	533	49	92	589	602	99	1	4	29	4	4	740	251	36	1	288	19																
20	79	87	352	60	67	391	411	74	0	0	0	28	5	518	185	37	1	223	20																
21	59	102	339	47	47	406	424	48	2	0	2	23	0	500	182	42	0	224	21																
22	105	153	644	91	118	693	721	101	4	3	2	65	6	802	307	59	1	367	22																
23	98	94	427	74	89	456	505	73	0	0	0	37	4	619	234	62	0	298	23																
24	89	95	472	67	66	523	520	80	2	1	0	47	6	656	247	38	0	285	24																
Total	3,402	1,729	9,703	2,149	2,730	9,955	10,968	2,804	42	12	23	908	77	14,834	6,083	1,823	21	7,935	All																
																	Absentee and Military		129	39	1	108	147	285	24	367	22	224	21	367	22	42	0	298	23
																	Provisional		68	39	1	108	147	285	24	367	22	224	21	367	22	42	0	298	23

THIRTY FOURTH WARD

DIV	REGISTRATION: RACE			REGISTRATION: GENDER		REGISTRATION - POLITICAL PARTY AFFILIATION				OFFICIAL VOTE: PRESIDENT AND VICE PRESIDENT				DIV				
	WHITE	BLACK	OTHER	MEN	WOMEN	DEMOCRAT	REPUBLICAN	LIBER TARIAN	GREEN	CONSTITUTIONAL	NON PARTISAN	OTHER	TOTAL		DEM KEYRY	REP BUSH	ALL OTHERS	TOTAL VOTES PRESIDENT
01	4	286	189	69	138	272	441	17	3	1	15	2	479	287	14	1	312	01
02	10	441	239	117	212	361	636	20	0	0	0	0	650	417	13	2	432	02
03	1	317	185	70	156	287	382	23	1	0	3	5	423	315	10	0	325	03
04	1	212	128	72	125	207	312	23	0	0	2	2	343	235	16	0	249	04
05	6	316	208	82	151	300	484	25	2	0	22	6	533	333	13	0	344	05
06	3	448	214	115	197	354	588	31	1	0	37	7	686	428	9	2	439	06
07	2	357	274	126	183	324	580	13	0	1	31	7	633	342	12	0	354	07
08	9	458	246	148	224	342	682	28	2	0	18	5	714	446	6	0	454	08
09	2	283	187	94	148	230	426	22	2	0	18	5	472	283	11	1	305	09
10	4	474	267	139	223	383	667	41	0	0	30	6	745	452	21	1	474	10
11	2	424	250	131	220	325	617	30	1	0	24	3	676	418	12	2	430	11
12	6	472	275	168	240	345	689	26	3	2	25	6	753	513	14	0	527	12
13	48	323	264	113	155	367	551	43	1	0	34	5	635	378	33	1	412	13
14	60	333	324	114	219	404	618	82	2	0	50	4	737	433	50	1	484	14
15	10	418	307	132	210	393	688	26	1	0	33	6	735	468	17	0	485	15
16	75	221	262	82	121	355	488	49	3	0	31	6	558	310	34	0	344	16
17	120	195	206	94	135	282	438	50	2	0	27	3	521	287	34	1	322	17
18	88	234	247	87	165	317	494	43	1	0	29	4	569	337	31	1	369	18
19	107	336	253	138	198	402	612	72	2	0	44	5	736	483	52	2	517	19
20	107	315	222	100	188	346	519	54	0	0	46	4	744	425	30	1	486	20
21	101	181	240	110	194	368	548	51	4	0	46	5	682	361	47	0	495	21
22	183	184	303	110	170	308	485	58	4	0	39	7	655	353	11	0	403	22
23	283	389	312	181	200	294	423	140	2	0	81	7	655	353	11	0	485	23
24	248	160	410	175	215	424	514	42	1	0	44	6	752	478	37	1	514	24
25	244	222	216	112	112	313	430	151	0	0	125	16	814	358	111	3	472	25
26	64	224	209	102	137	290	448	36	3	0	30	3	502	267	18	1	286	26
27	96	162	188	103	175	244	430	46	1	0	27	6	529	325	35	1	381	27
28	116	205	229	103	159	288	468	43	1	0	23	3	522	286	60	0	346	28
29	30	104	192	232	122	184	271	47	3	0	34	4	550	367	31	1	399	29
30	143	202	232	122	184	271	474	46	3	0	31	1	528	340	48	0	386	30
31	199	210	210	81	149	270	433	34	2	0	27	4	500	296	32	0	380	31
32	101	236	283	100	167	353	534	44	0	0	41	0	620	389	47	0	438	32
33	165	196	182	145	174	194	419	60	0	0	32	2	513	294	47	0	392	33
34	8	264	186	75	124	239	397	20	0	0	15	4	422	272	10	0	282	34
35	75	210	210	85	128	286	415	48	1	0	13	4	488	255	8	0	283	35
36	19	207	209	87	142	286	465	83	2	0	11	2	535	314	19	1	324	36
37	137	216	216	87	176	338	465	83	2	0	17	3	535	303	20	0	324	37
38	114	171	174	87	156	238	465	83	2	0	17	3	535	303	20	0	324	38
39	127	165	176	79	158	238	414	24	1	0	25	4	453	303	27	0	331	39
40	119	338	276	110	218	405	624	53	1	0	47	6	733	455	38	0	483	40
41	13	341	209	105	190	268	514	25	1	0	21	2	553	350	11	1	382	41
42	13	341	209	105	190	268	514	25	1	0	21	2	553	350	11	1	382	42
All																		
Total	3,008	11,970	10,153	4,553	7,271	13,307	21,545	1,888	55	20	1,413	162	25,131	15,502	1,428	31	16,961	All

THIRTY FIFTH WARD

DIV	REGISTRATION: RACE			REGISTRATION: GENDER			REGISTRATION - POLITICAL PARTY AFFILIATION					OFFICIAL VOTE: PRESIDENT AND VICE PRESIDENT											
	WHITE	BLACK	OTHER	MEN	WOMEN	UNKNOWN	DEMOCRAT	REPUBLICAN	LIBER TARIAN	GREEN	CONSTITU TIONAL	NON PARTISAN	OTHER	TOTAL	DEM. KERRY	REP. BUSH	ALL OTHERS	TOTAL VOTES	DIV				
01	369	40	306	150	216	349	447	212	2	1	0	43	4	715	317	141	2	480	01				
02	334	47	282	148	183	332	327	266	3	1	1	60	5	663	234	217	4	455	02				
03	263	35	218	107	151	258	274	196	5	0	0	35	6	516	182	151	1	334	03				
04	233	27	195	100	121	234	261	180	3	1	0	27	3	455	196	120	1	317	04				
05	559	42	255	187	361	308	430	381	0	4	0	36	5	856	323	272	2	597	05				
06	268	99	277	155	190	319	356	255	2	0	0	45	6	864	285	131	1	417	06				
07	413	57	335	195	239	371	441	294	3	1	0	62	4	805	335	215	4	554	07				
08	251	42	238	114	159	256	334	148	1	0	2	38	6	529	230	140	5	375	08				
09	337	105	305	164	210	373	485	210	2	0	1	43	6	747	333	163	4	498	09				
10	178	95	240	88	151	274	355	125	2	0	1	26	4	513	238	103	4	345	10				
11	178	120	257	108	148	309	367	151	1	0	0	35	7	555	286	106	1	395	11				
12	212	85	272	108	151	310	357	156	3	0	0	46	1	669	299	77	0	357	12				
13	184	158	297	123	168	300	512	87	3	0	0	26	2	659	327	73	0	208	13				
14	110	135	217	52	130	280	364	67	0	0	0	28	1	467	271	37	0	294	14				
15	197	99	201	89	123	253	316	132	3	0	1	28	1	485	215	75	0	297	15				
16	173	85	227	80	115	248	316	111	4	0	0	33	1	485	232	74	3	309	16				
17	130	126	272	86	142	311	413	93	3	0	2	38	2	551	263	81	0	313	17				
18	134	136	211	85	126	259	372	89	3	0	0	46	0	510	273	68	1	342	18				
19	138	108	244	131	150	289	345	153	0	1	0	46	0	540	236	99	4	338	19				
20	180	172	385	113	148	428	517	117	5	0	2	46	1	688	350	60	0	410	20				
21	151	121	297	114	165	358	450	141	2	0	0	41	2	637	308	88	4	400	21				
22	204	119	249	72	101	273	377	76	3	0	0	32	1	489	244	55	0	289	22				
23	121	119	249	72	101	273	377	76	3	0	0	32	1	489	244	55	0	289	23				
24	168	85	235	91	124	264	310	124	2	1	2	28	4	468	218	61	4	287	24				
25	148	82	240	86	118	264	310	124	2	1	2	28	4	468	218	61	4	287	25				
26	115	88	253	78	107	271	300	104	0	0	1	42	9	456	182	79	3	304	26				
27	78	56	282	82	95	217	287	91	0	0	0	34	2	394	179	68	0	247	27				
28	45	210	270	54	139	332	437	47	0	0	0	41	0	525	291	20	1	312	28				
29	99	82	320	76	105	330	348	118	0	0	2	38	5	511	204	90	0	294	29				
30	116	107	323	91	95	360	358	131	4	0	1	47	2	546	229	67	0	287	30				
31	139	111	208	73	122	253	328	80	3	0	1	45	2	546	229	67	0	287	31				
32	232	25	228	108	161	278	309	184	1	0	0	43	7	646	228	154	1	380	32				
Total	6,534	3,044	8,367	3,392	4,838	9,717	11,789	4,708	65	13	16	1,239	117	17,945	8,380	3,414	54	11,828	All				
														Provisional	18	120	1	239					
														Absentee and Military	117	17,945	8,380	3,414	54				

THIRTY SIXTH WARD

DIV	REGISTRATION: RACE			REGISTRATION: GENDER			REGISTRATION - POLITICAL PARTY AFFILIATION							OFFICIAL VOTE: PRESIDENT AND VICE PRESIDENT				
	WHITE	BLACK	OTHER	MEN	WOMEN	UNKNOW	DEMOCRAT	REPUBLICAN	LIBER TARIAN	GREEN	CONSTITU TIONAL	NON PARTISAN	OTHER	TOTAL	DEM. KERRY	REP. BUSH	ALL OTHERS	TOTAL VOTES
01	300	158	86	109	264	426	17	35	0	0	12	3	459	282	6	0	268	01
02	289	224	79	156	293	473	27	27	2	0	16	3	528	253	7	0	280	02
03	288	191	86	120	275	432	27	27	2	0	16	3	481	257	10	1	268	03
04	254	194	75	123	255	417	19	1	0	1	14	1	453	226	5	0	231	04
05	341	245	149	149	343	508	47	1	1	1	24	6	588	323	8	0	331	05
06	349	264	97	170	351	565	24	0	0	0	26	2	818	332	6	1	339	06
07	324	224	115	128	309	508	24	0	0	0	18	1	552	292	6	1	299	07
08	339	212	85	141	330	493	31	3	1	0	28	2	556	283	5	0	288	08
09	282	215	87	118	292	459	12	1	1	2	18	4	497	287	9	0	296	09
10	331	204	100	127	310	493	20	0	1	1	19	3	537	317	13	0	330	10
11	315	197	85	136	300	471	22	0	1	1	23	3	521	330	6	0	338	11
12	287	188	68	104	305	436	16	0	0	0	20	5	477	258	5	0	283	12
13	379	234	105	157	353	568	36	0	0	0	16	3	625	354	11	0	385	13
14	185	145	88	128	270	408	51	0	0	0	20	3	616	346	6	1	343	14
15	330	275	114	154	358	570	43	0	0	0	20	3	816	346	9	0	345	15
16	218	209	87	124	298	417	23	2	0	0	20	3	449	312	11	0	323	16
17	387	174	98	144	323	463	23	2	0	0	18	4	498	252	13	0	265	17
18	384	201	99	171	330	544	27	1	0	0	11	3	585	301	15	0	316	18
19	269	155	88	118	242	403	21	3	0	0	26	2	600	365	7	1	373	19
20	340	216	93	144	340	507	43	0	0	0	17	4	448	250	10	0	280	20
21	216	226	97	128	311	483	23	2	1	1	23	4	577	285	8	0	293	21
22	276	212	68	109	316	434	23	1	1	0	24	2	536	278	6	0	284	22
23	199	294	92	122	393	522	62	1	0	1	31	3	493	264	7	0	271	23
24	189	294	92	122	393	522	62	1	0	1	16	5	607	220	33	0	253	24
25	202	125	197	103	121	300	63	1	0	0	18	6	524	209	69	0	278	25
26	152	126	158	81	92	263	47	2	0	0	15	3	438	182	53	1	236	26
27	315	85	200	116	155	309	16	3	0	0	18	2	580	246	102	2	350	27
28	33	327	96	154	391	565	44	1	0	0	28	2	641	353	26	2	381	28
29	119	40	273	83	89	280	89	3	2	1	53	5	432	154	35	0	251	29
30	236	199	91	134	245	392	44	2	2	0	30	7	500	243	30	1	279	30
31	187	252	96	114	303	413	27	2	1	0	35	6	603	321	20	0	273	31
32	289	276	126	185	415	548	57	2	0	0	24	7	739	373	59	0	443	32
33	289	276	126	185	415	548	57	2	0	0	24	7	739	373	59	0	443	33
34	174	268	82	100	372	423	57	7	2	2	69	4	564	248	41	1	290	34
35	276	321	96	142	268	469	36	2	2	1	32	4	536	289	23	0	322	35
36	376	242	146	160	378	603	45	2	2	0	30	4	684	338	23	0	382	36
37	242	345	108	145	410	537	61	2	2	1	56	4	663	322	51	2	375	37
38	18	247	86	117	308	438	36	0	0	0	36	1	511	262	16	0	278	38
39	6	240	85	158	335	529	28	0	0	0	20	1	578	322	6	0	328	39
40	381	259	120	182	355	593	23	1	1	1	35	4	657	366	14	1	381	40
41	125	184	72	110	198	285	49	1	1	1	33	0	380	154	55	2	211	41
Total	1,906	11,144	9,317	3,839	5,528	13,000	1,596	52	24	16	1,045	131	22,367	11,789	1,013	20	12,832	All

THIRTY SEVENTH WARD

DIV	REGISTRATION: RACE			REGISTRATION: GENDER			REGISTRATION - POLITICAL PARTY AFFILIATION					OFFICIAL VOTE: PRESIDENT AND VICE PRESIDENT																					
	WHITE	BLACK	OTHER	MEN	WOMEN	UNKNOWN	DEMOCRAT	REPUBLICAN	LIBER TARIAN	GREEN	CONSTITU TIONAL	NON PARTISAN	OTHER	TOTAL	DEM. KERRY	REP. BUSH	ALL OTHERS	TOTAL VOTES	DIV														
01	6	214	179	59	91	249	358	24	1	0	0	12	4	399	159	9	0	168	01														
02	5	316	213	89	114	331	478	19	2	0	0	33	2	534	268	5	0	273	02														
03	5	290	215	89	104	317	456	22	1	2	0	24	5	510	249	7	0	258	03														
04	10	367	276	87	92	474	571	31	0	1	0	47	3	653	280	9	0	269	04														
05	5	340	250	57	130	408	539	29	0	0	0	23	4	595	321	6	1	328	05														
06	12	315	286	107	101	405	543	32	1	1	2	31	3	613	271	16	2	289	06														
07	17	396	275	114	119	423	570	43	0	0	0	36	9	658	300	8	0	308	07														
08	2	347	251	109	125	366	535	32	2	0	0	43	6	600	292	11	0	303	08														
09	4	319	180	66	97	237	348	32	1	1	0	26	4	430	210	8	1	219	09														
10	1	311	171	61	83	235	343	31	0	0	0	26	1	430	210	8	1	219	10														
11	1	343	262	119	138	384	542	29	0	0	0	38	4	641	327	11	1	331	11														
12	2	326	235	81	117	381	517	28	1	0	2	29	2	579	316	8	0	324	12														
13	15	336	405	106	122	428	565	49	1	1	0	37	3	656	287	19	1	307	13														
14	1	334	453	130	150	508	688	51	3	1	0	41	6	788	370	27	0	397	14														
15	20	164	530	75	118	521	595	66	2	1	1	47	2	714	316	30	0	346	15														
16	13	165	440	84	109	425	498	77	0	0	1	38	4	618	267	26	0	293	16														
17	18	150	464	99	104	429	540	45	1	0	0	39	7	632	283	22	0	285	17														
18	22	198	565	135	148	502	642	86	3	1	1	48	4	785	361	42	0	403	18														
19	20	85	492	89	97	411	489	57	2	0	0	47	2	597	298	40	1	339	19														
20	23	89	511	78	97	448	491	59	2	1	0	66	4	623	268	40	0	308	20														
21	17	264	481	98	142	522	634	61	2	1	1	58	5	782	328	31	0	359	21														
Total	221	5,499	7,241	1,890	2,449	8,532	11,165	905	25	11	8	766	81	12,951	6,209	386	8	6,603	All														
														Provisional		Absentee and Military																	
														66		63																	

THIRTY EIGHTH WARD

DIV	REGISTRATION: RACE			REGISTRATION: GENDER			REGISTRATION - POLITICAL PARTY AFFILIATION							OFFICIAL VOTE: PRESIDENT AND VICE PRESIDENT																																																					
	WHITE	BLACK	OTHER	MEN	WOMEN	UNKNOWN	DEMOCRAT	REPUBLICAN	LIBERTARIAN	GREEN	CONSTITUTIONAL	NON PARTISAN	OTHER	TOTAL	DEM. KERRY	REP. BUSH	ALL OTHERS	TOTAL VOTES	DIV																																																
01	9	398	194	66	156	379	534	32	1	1	0	29	4	601	358	4	0	362	01																																																
02	7	462	297	112	240	414	713	29	0	0	0	21	3	766	482	12	1	475	02																																																
03	4	512	324	141	220	479	660	141	0	0	0	38	4	840	471	10	0	481	03																																																
04	1	482	252	127	209	399	660	39	0	0	1	30	3	735	429	12	1	442	04																																																
05	2	471	271	117	175	452	684	31	0	0	0	28	3	744	426	8	1	435	05																																																
06	5	491	308	127	216	481	734	29	0	0	4	33	1	804	476	4	0	480	06																																																
07	5	412	265	120	194	388	608	31	0	0	1	38	1	882	409	16	1	426	07																																																
08	10	407	237	127	193	334	615	25	0	0	0	11	1	854	430	14	0	444	08																																																
09	121	390	298	157	220	432	634	92	1	2	1	72	7	809	414	53	0	467	09																																																
10	28	415	208	136	197	319	570	52	0	0	1	20	9	652	388	28	0	416	10																																																
11	278	25	177	141	155	184	328	100	0	1	1	43	6	490	272	77	0	349	11																																																
12	440	16	217	107	150	216	398	124	2	1	1	61	5	575	336	67	0	389	12																																																
13	323	17	202	107	146	216	373	124	2	1	1	61	5	575	336	67	0	389	13																																																
14	275	28	262	117	162	209	373	91	5	0	0	68	9	568	288	89	2	415	14																																																
15	269	76	264	146	189	291	402	103	4	4	0	73	9	596	294	76	1	377	15																																																
16	308	21	254	138	166	279	372	123	4	3	0	76	5	583	292	91	4	397	16																																																
17	187	200	420	135	214	438	548	103	1	9	2	114	10	787	377	108	0	420	17																																																
18	312	20	189	130	165	206	351	104	0	0	1	55	2	521	295	108	1	404	18																																																
19	2	66	49	11	21	85	100	3	1	0	2	9	2	117	49	2	0	51	19																																																
20	288	25	153	121	150	196	302	112	1	2	0	47	3	467	237	88	1	326	20																																																
21	1	431	290	111	168	445	885	28	1	0	0	27	1	722	427	9	0	436	21																																																
Total	2,674	5,387	5,132	2,527	3,755	8,891	10,637	1,381	33	32	17	972	101	13,173	7,586	961	18	8,565	All																																																
																	Provisional	90	3	0	83	21	436	21	326	20	51	19	404	18	420	17	43	0	4	397	16	377	14	415	13	389	12	490	11	349	11	467	09	416	10	444	08	426	07	480	06	435	05	442	04	471	03	475	02	362	01

THIRTY NINETH WARD

DIV	REGISTRATION: RACE			REGISTRATION: GENDER			REGISTRATION - POLITICAL PARTY AFFILIATION						OFFICIAL VOTE: PRESIDENT AND VICE PRESIDENT				DIV		
	WHITE	BLACK	OTHER	MEN	WOMEN	UNKNOWN	DEMOCRAT	REPUBLICAN	LIBERARIAN	GREEN	CONSTITUTIONAL	NON PARTISAN	OTHER	TOTAL	DEM. KERRY	REP. BUSH		ALL OTHERS	TOTAL VOTES
01	366	5	230	137	175	289	443	119	3	0	0	24	6	601	230	127	0	359	01
02	200	84	251	92	99	344	450	52	3	0	0	25	2	535	239	49	0	288	02
03	481	3	237	159	207	355	624	75	2	0	0	17	3	721	320	176	1	497	03
04	316	9	242	135	154	278	449	89	1	0	1	26	1	567	193	133	1	377	04
05	182	137	252	116	123	312	448	73	2	0	1	24	2	551	234	56	0	290	05
06	303	1	217	139	141	241	434	66	1	0	0	18	2	521	252	148	1	401	06
07	431	4	351	189	215	402	583	77	3	0	0	21	3	766	300	169	2	351	07
08	401	12	190	184	178	353	478	71	3	0	0	18	4	623	241	120	0	381	08
09	52	189	163	103	121	263	358	53	1	0	0	37	1	423	241	20	0	261	09
10	5	254	219	10	127	335	478	53	1	0	0	33	6	572	261	55	1	317	10
11	187	5	219	77	93	292	374	69	0	0	0	19	0	462	159	38	0	197	11
12	281	5	186	119	138	235	341	104	1	0	0	13	4	482	183	108	0	291	12
13	242	141	319	152	202	348	533	130	2	1	2	31	3	702	299	84	1	384	13
14	324	1	98	112	141	170	220	189	0	0	0	12	2	423	116	185	1	302	14
15	439	4	238	140	204	337	558	101	0	0	0	20	3	891	335	185	1	501	15
16	264	33	191	102	126	260	383	101	0	1	0	20	3	488	167	86	1	254	16
17	223	47	245	91	142	282	391	92	1	0	0	25	4	515	205	79	2	287	17
18	189	16	190	69	96	190	264	85	3	0	0	5	2	355	142	61	0	203	18
19	182	43	159	70	100	214	326	60	0	0	0	20	2	422	175	179	0	251	19
20	481	3	158	189	206	314	526	60	0	0	0	24	2	744	337	181	2	500	20
21	384	32	266	157	174	351	558	79	3	0	0	14	2	777	355	179	1	535	21
22	132	53	237	69	73	280	359	48	0	1	0	38	1	662	310	119	1	430	22
23	401	100	334	183	230	422	655	137	3	2	1	13	3	835	435	50	0	225	23
24	552	3	200	183	226	346	604	124	0	0	0	34	3	755	283	204	1	498	24
25	336	8	237	122	160	299	410	129	0	1	0	34	7	581	236	124	3	363	25
26	389	4	256	111	171	367	484	119	2	2	0	35	7	649	249	134	0	383	26
27	400	1	137	130	171	337	422	100	0	0	0	28	5	590	288	124	0	312	27
28	343	23	229	127	178	328	474	105	2	0	0	18	7	598	184	24	0	372	28
29	400	1	137	130	171	337	422	100	0	0	0	28	5	598	184	24	0	372	29
30	343	23	229	127	178	328	474	105	2	0	0	18	7	598	184	24	0	372	30
31	259	1	181	107	142	254	358	60	0	0	0	14	2	422	175	179	0	251	31
32	420	36	303	182	178	304	418	105	0	0	0	64	8	714	286	176	4	436	32
33	420	36	303	182	178	304	418	105	0	0	0	64	8	714	286	176	4	436	33
34	325	26	173	113	125	288	428	61	1	2	0	32	4	498	214	67	1	282	34
35	431	11	233	145	163	367	515	116	2	1	0	29	4	526	221	78	0	403	35
36	483	1	155	163	195	281	487	141	0	2	1	35	4	675	266	139	1	406	36
37	495	5	190	142	224	324	501	141	2	4	0	38	2	690	281	165	0	475	37
38	517	7	256	154	219	407	637	118	0	0	0	22	3	760	323	198	0	483	38
39	490	3	173	190	238	241	512	133	4	0	0	14	3	686	265	165	3	436	39
40	124	79	245	100	106	266	432	161	1	0	0	16	3	653	235	214	0	445	40
41	378	4	152	139	189	207	415	85	0	0	0	23	1	535	204	123	0	327	41
42	355	5	148	96	152	260	378	102	1	2	0	23	3	508	172	134	0	306	42
43	428	13	254	155	184	356	518	147	2	0	0	26	2	685	239	172	0	411	43
44	454	7	318	180	233	356	602	123	2	1	0	45	5	779	336	189	3	528	44
45	454	7	318	180	233	356	602	123	2	1	0	45	5	779	336	189	3	528	45
46	466	2	249	181	212	324	527	126	1	1	0	58	6	717	341	152	4	497	46
Total	15,725	1,725	10,160	6,087	7,664	13,859	21,638	4,446	57	36	19	1,244	150	27,610	11,883	5,806	52	17,741	All

FOURTIETH WARD

DIV	REGISTRATION: RACE			REGISTRATION: GENDER			REGISTRATION - POLITICAL PARTY AFFILIATION					OFFICIAL VOTE: PRESIDENT AND VICE PRESIDENT					TOTAL VOTES	DIV						
	WHITE	BLACK	OTHER	MEN	WOMEN	UNKNOWN	DEMOCRAT	REPUBLICAN	TARIAN	LIBER	GREEN	CONSTITU	NON	PARTISAN	OTHER	TOTAL			DEM.	KERRY	REP.	BUSH	ALL OTHERS	PRESIDENT
01	173	93	136	108	108	188	280	95	0	0	0	0	25	2	402	173	72	0	0	0	0	245	01	
02	5	384	261	112	146	372	567	34	3	0	0	0	24	2	630	382	7	0	0	0	0	370	02	
03	3	25	10	12	20	46	82	2	2	0	0	0	31	4	102	82	4	0	0	0	0	82	03	
04	3	390	256	146	150	462	594	32	2	0	0	0	31	4	652	385	4	0	0	0	0	390	04	
05	7	458	278	102	204	435	678	34	2	0	0	0	19	6	741	417	15	2	0	0	0	434	05	
06	100	197	203	66	98	336	391	71	2	0	0	0	32	3	500	242	25	0	0	0	0	267	06	
07	5	471	266	93	187	482	662	37	0	0	0	0	36	6	742	422	6	2	0	0	0	430	07	
08	4	432	233	110	107	416	623	26	2	0	0	0	45	7	534	293	11	0	0	0	0	304	08	
09	4	432	233	110	107	416	623	26	2	0	0	0	45	7	534	293	11	0	0	0	0	304	09	
10	55	243	224	67	96	359	424	64	2	0	0	0	29	2	522	194	35	1	0	0	0	230	10	
11	100	302	321	136	78	509	558	119	1	2	0	0	38	5	723	215	33	1	0	0	0	249	11	
12	104	175	192	81	91	239	388	79	0	0	0	0	20	4	471	206	42	1	0	0	0	249	12	
13	101	296	269	87	148	431	548	60	4	0	0	0	48	6	666	359	32	0	0	0	0	391	13	
14	101	296	269	87	148	431	548	60	4	0	0	0	48	6	666	359	32	0	0	0	0	391	14	
15	123	195	176	66	86	237	392	62	2	0	0	0	23	2	452	235	31	0	0	0	0	245	15	
16	121	157	187	69	95	301	346	82	1	0	0	0	20	5	465	239	21	0	0	0	0	259	16	
17	116	142	162	69	96	255	293	95	3	0	0	0	25	3	420	174	47	0	0	0	0	221	17	
18	78	157	160	64	75	256	315	52	2	0	0	0	24	2	395	205	16	1	0	0	0	222	18	
19	89	172	259	88	137	395	493	74	0	0	0	0	24	2	620	306	33	1	0	0	0	300	19	
20	80	182	215	72	122	335	433	65	2	0	0	0	31	5	580	231	86	1	0	0	0	300	20	
21	70	136	232	62	83	293	327	62	2	0	0	0	40	6	438	187	33	1	0	0	0	199	21	
22	81	122	143	48	67	231	272	47	1	0	0	0	25	1	346	153	28	0	0	0	0	181	22	
23	62	170	247	71	80	328	359	64	1	0	0	0	31	4	479	219	39	0	0	0	0	258	23	
24	89	172	259	88	137	395	493	74	0	0	0	0	51	2	620	306	33	1	0	0	0	340	24	
25	182	192	212	66	100	320	372	73	2	0	0	0	36	3	488	185	49	0	0	0	0	219	25	
26	119	145	160	66	93	265	308	97	0	0	0	0	15	3	424	196	49	0	0	0	0	235	26	
27	119	145	160	66	93	265	308	97	0	0	0	0	15	3	424	196	49	0	0	0	0	235	27	
28	210	147	233	98	165	327	417	128	3	0	0	0	39	3	590	264	76	0	0	0	0	340	28	
29	117	191	213	84	121	316	410	83	0	0	0	0	26	1	521	275	51	1	0	0	0	307	29	
30	171	153	165	83	117	265	337	74	1	0	0	0	10	1	795	225	31	0	0	0	0	459	30	
31	171	153	165	83	117	265	337	74	1	0	0	0	10	1	795	225	31	0	0	0	0	459	31	
32	110	191	241	74	124	344	441	63	0	0	0	0	33	5	542	291	36	0	0	0	0	327	32	
33	57	193	220	66	90	314	376	56	0	0	0	0	35	3	470	207	18	0	0	0	0	225	33	
34	6	260	203	67	104	298	425	22	1	0	0	0	17	3	469	286	11	0	0	0	0	297	34	
35	203	133	166	97	145	260	391	92	0	0	0	0	26	2	502	243	65	0	0	0	0	308	35	
36	45	458	260	155	238	476	656	107	2	0	0	0	45	3	727	345	97	0	0	0	0	479	36	
37	228	220	275	126	185	416	566	107	2	0	0	0	45	3	727	345	97	0	0	0	0	479	37	
38	45	458	260	155	238	476	656	107	2	0	0	0	45	3	727	345	97	0	0	0	0	479	38	
39	106	171	150	66	93	268	330	75	3	0	0	0	18	1	427	221	33	0	0	0	0	254	39	
40	89	469	389	191	235	521	760	79	0	0	0	0	98	9	947	504	41	1	0	0	0	546	40	
41	16	400	271	96	104	301	404	54	2	0	0	0	29	5	471	233	30	0	0	0	0	253	41	
42	16	400	271	96	104	301	404	54	2	0	0	0	29	5	471	233	30	0	0	0	0	253	42	
43	154	139	130	73	114	235	330	66	0	0	0	0	21	4	422	183	57	0	0	0	0	240	43	
44	67	352	199	161	204	253	330	66	0	0	0	0	26	3	618	411	43	0	0	0	0	454	44	
45	77	335	279	170	204	317	587	56	1	0	0	0	39	8	691	416	63	2	0	0	0	481	45	
46	80	337	222	184	208	267	547	49	2	0	0	0	35	4	639	418	44	1	0	0	0	463	46	
47	160	214	182	131	176	310	437	105	3	0	0	0	11	0	512	205	112	0	0	0	0	210	47	
48	243	160	214	131	176	310	437	105	3	0	0	0	11	0	512	205	112	0	0	0	0	210	48	
49	259	144	254	150	169	318	507	111	3	0	0	0	30	5	657	301	168	2	0	0	0	471	49	
50	174	200	197	112	200	259	482	77	0	0	0	0	11	1	571	298	67	1	0	0	0	366	50	
51	130	135	179	87	95	262	334	78	3	0	0	0	11	1	444	228	33	1	0	0	0	262	51	
Total	5,013	12,154	11,486	4,753	6,892	17,008	23,324	3,428	74	22	23	1,610	172	28,653	14,765	2,121	36	16,922						

FOURTY FIRST WARD

DIV	REGISTRATION: RACE			REGISTRATION: GENDER			REGISTRATION - POLITICAL PARTY AFFILIATION							OFFICIAL VOTE: PRESIDENT AND VICE PRESIDENT																			
	WHITE	BLACK	OTHER	MEN	WOMEN	UNKNOWN	DEMOCRAT	REPUBLICAN	LIBERARIAN	GREEN	CONSTITUTIONAL	NON PARTISAN	OTHER	TOTAL	DEM. KERRY	REP. BUSH	ALL OTHERS	TOTAL VOTES	DIV														
01	253	79	244	77	133	366	437	88	3	0	0	47	1	576	254	75	1	330	01														
02	290	72	274	130	139	376	459	140	6	1	0	34	5	645	257	110	2	369	02														
03	248	44	243	95	136	304	367	119	2	0	2	41	4	535	229	86	0	315	03														
04	344	37	267	126	161	361	480	135	1	1	2	26	3	648	292	105	1	398	04														
05	172	26	166	83	86	195	220	109	2	0	2	31	0	364	142	71	1	214	05														
06	340	37	260	134	167	336	442	164	0	2	0	29	0	637	224	111	2	337	06														
07	263	38	192	99	104	290	335	126	7	0	0	22	3	493	166	89	1	276	07														
08	323	37	283	113	151	379	417	194	0	0	0	28	4	643	275	123	2	400	08														
09	307	29	197	105	136	292	359	144	0	0	0	26	4	533	208	119	3	330	09														
10	309	35	240	130	145	309	379	167	2	1	1	33	1	584	223	140	0	367	10														
11	302	20	220	93	119	330	324	161	1	2	1	26	5	522	179	107	0	336	11														
12	306	27	191	107	123	284	351	168	2	0	0	27	3	665	271	131	0	404	12														
13	385	48	243	100	126	314	376	171	2	0	0	34	6	546	215	115	1	331	13														
14	313	27	223	123	148	292	359	171	5	0	1	26	2	563	208	119	3	330	14														
15	266	11	174	78	119	254	327	95	0	0	0	28	0	451	190	86	1	277	15														
16	296	12	182	107	137	246	331	126	2	0	1	29	2	480	208	101	2	311	16														
17	314	1	201	114	159	243	317	171	4	0	0	20	4	516	232	128	4	364	17														
18	294	9	213	122	153	241	337	148	1	0	0	29	1	516	194	147	0	341	18														
19	351	9	227	116	165	306	383	160	1	0	5	27	1	587	251	149	2	402	19														
20	319	28	161	117	145	246	327	155	2	0	0	21	3	508	202	139	0	341	20														
21	302	12	226	110	161	269	387	115	0	0	0	35	3	540	228	112	1	341	21														
22	318	7	243	139	154	275	363	185	1	0	0	17	2	568	287	134	3	424	22														
23	436	11	240	142	195	350	487	125	3	1	2	21	4	667	324	135	2	461	23														
24	398	27	225	172	186	292	487	125	3	1	3	28	2	630	214	151	2	367	24														
25	313	6	168	111	154	222	357	106	1	2	0	19	2	487	211	128	0	340	25														
Total	8,075	684	5,739	2,977	3,772	7,749	9,862	3,649	51	11	21	735	69	14,498	6,078	3,145	41	9,264	All														
														Absentee and Military		9		222		All													

FOURTY SECOND WARD

DIV	REGISTRATION: RACE				REGISTRATION: GENDER		REGISTRATION - POLITICAL PARTY AFFILIATION							OFFICIAL VOTE: PRESIDENT AND VICE PRESIDENT																						
	WHITE	BLACK	OTHER	MEN	WOMEN	UNKNOWN	DEMOCRAT	REPUBLICAN	LIBERARIAN	GREEN	CONSTITUTIONAL	NON PARTISAN	OTHER	TOTAL	DEM. KERRY	REP. BUSH	ALL OTHERS	TOTAL VOTES	DIV																	
01	185	120	627	131	157	644	703	142	1	1	76	8	832	377	121	0	498	01																		
02	81	59	429	85	194	380	441	73	3	2	49	1	569	250	66	1	317	02																		
03	85	116	491	98	131	483	557	86	7	0	40	0	692	282	73	0	335	03																		
04	52	112	544	85	117	506	563	77	3	1	61	2	708	287	46	1	334	04																		
05	81	159	563	120	140	543	654	93	0	1	52	3	803	400	45	0	445	05																		
06	90	67	424	90	106	385	422	105	0	1	49	4	581	208	65	1	274	06																		
07	80	117	508	98	101	486	542	77	4	2	56	3	685	296	52	0	348	07																		
08	74	86	486	73	111	472	498	100	2	3	43	9	656	306	68	0	374	08																		
09	62	109	439	79	94	437	475	82	1	1	44	6	610	246	46	1	293	09																		
10	39	141	475	93	124	468	459	93	2	0	72	8	675	275	37	2	354	10																		
11	30	257	421	82	129	483	612	45	5	0	41	6	715	388	35	2	402	11																		
12	43	380	612	148	205	682	853	92	4	2	62	7	1,015	520	75	0	595	12																		
13	88	190	445	106	148	466	577	84	4	1	67	7	721	335	61	0	396	13																		
14	100	201	430	120	160	451	563	106	3	2	54	3	731	371	84	2	457	14																		
15	63	195	452	104	167	439	535	107	0	2	59	5	710	363	68	1	432	15																		
16	72	155	429	88	127	441	546	55	1	0	47	5	656	330	59	1	390	16																		
17	140	169	388	112	143	442	544	100	2	0	47	4	697	375	88	0	464	17																		
18	112	173	432	135	155	427	519	127	2	3	59	6	717	336	88	0	424	18																		
19	58	278	475	118	134	559	671	72	3	1	60	2	811	432	45	1	478	19																		
20	36	147	293	70	107	289	382	54	3	0	35	1	476	233	31	0	284	20																		
21	84	128	487	81	97	521	537	94	5	1	56	4	699	312	49	2	363	21																		
22	84	67	302	69	81	303	330	89	1	0	31	2	453	178	55	0	234	22																		
23	131	140	374	107	140	398	520	78	1	0	42	3	645	320	61	0	401	23																		
24	50	155	279	65	100	299	374	68	2	0	39	1	484	130	24	0	154	24																		
25	155	279	279	65	100	299	374	68	2	0	39	1	484	130	24	0	154	25																		
All	1,988	3,079	11,364	2,465	3,232	11,544	13,557	2,164	61	23	1,310	99	17,241	8,237	1,593	17	9,847	All																		
																	Provisional	130	24	0	0	0	0	0	0	0	0	0	0	0	0	0	0	0	0	
																	Absentee and Military	64	17	17	17	17	17	17	17	17	17	17	17	17	17	17	17	17	17	17

FOURTY THIRD WARD

DIV	REGISTRATION: RACE				REGISTRATION: GENDER			REGISTRATION - POLITICAL PARTY AFFILIATION							OFFICIAL VOTE: PRESIDENT AND VICE PRESIDENT					DIV
	WHITE	BLACK	OTHER	OTHER	MEN	WOMEN	UNKNOWN	DEMOCRAT	REPUBLICAN	LIBER TARIAN	GREEN	CONSTITUTIONAL	NON PARTISAN	OTHER	TOTAL	DEM. KERRY	REP. BUSH	ALL OTHERS	TOTAL VOTES	
01	24	311	252	109	120	358	490	56	3	2	0	0	32	4	587	245	19	2	286	01
02	41	271	578	120	175	595	749	72	3	0	0	0	62	4	890	438	39	1	478	02
03	40	143	563	114	120	512	600	100	0	0	0	0	44	2	748	343	52	2	397	03
04	38	177	558	95	135	543	652	88	2	0	0	2	46	3	773	376	55	2	433	04
05	28	242	535	123	137	543	673	61	3	0	0	1	62	2	803	369	30	1	399	05
06	28	102	636	118	134	514	656	75	0	0	0	0	33	2	766	344	57	2	403	06
07	20	176	698	103	155	636	722	94	2	1	0	0	71	4	894	392	60	1	453	07
08	19	193	523	98	123	514	582	95	6	0	0	3	45	4	735	346	36	1	383	08
09	19	230	339	88	111	389	454	62	1	0	0	0	58	3	566	246	18	2	266	09
10	11	320	273	83	120	401	528	30	1	0	0	1	35	9	604	223	6	0	329	10
11	23	46	466	71	78	386	431	60	2	0	0	2	55	5	575	298	37	1	226	11
12	35	68	569	61	95	495	630	61	2	0	0	2	37	2	676	310	33	0	343	12
13	33	258	317	141	142	426	573	58	1	0	0	1	42	5	680	313	8	0	323	13
14	6	298	247	99	134	318	487	22	1	0	0	2	38	1	551	272	7	0	279	14
15	11	265	332	106	137	365	510	53	0	0	0	2	49	2	608	301	22	0	324	15
16	41	96	730	95	110	407	492	86	1	0	0	0	43	2	612	240	48	0	288	16
17	40	84	556	114	136	604	681	107	2	0	0	3	57	3	854	339	57	0	396	17
18	16	222	562	129	149	522	673	71	4	0	0	0	52	1	800	324	60	0	375	18
19	28	145	556	88	131	510	823	81	0	0	0	1	39	1	729	259	29	1	289	19
20	11	191	398	84	132	384	507	47	0	0	0	2	38	6	600	198	8	0	206	20
21	11	238	170	59	108	251	347	53	0	0	0	1	18	1	418	235	7	0	242	21
22	12	238	170	59	108	251	347	53	0	0	0	1	18	1	418	235	7	0	242	22
23	9	257	217	68	111	304	411	46	1	0	0	1	23	1	483	287	9	0	296	23
24	8	282	263	87	128	338	503	18	1	1	1	24	5	553	292	33	1	326	24	
25	10	239	368	104	121	382	518	53	0	1	1	40	4	617	146	12	1	161	25	
Total	560	5,245	11,031	2,451	3,196	11,199	14,027	1,570	41	10	24	1,088	76	16,836	7,805	837	22	8,684	All	

FOURTY FOURTH WARD

DIV	REGISTRATION: RACE			REGISTRATION: GENDER		REGISTRATION - POLITICAL PARTY AFFILIATION					OFFICIAL VOTE: PRESIDENT AND VICE PRESIDENT					DIV		
	WHITE	BLACK	OTHER	MEN	WOMEN UNKNOWN	DEMOCRAT	REPUBLICAN	LIBERARIAN	GREEN	CONSTITUTIONAL	NON PARTISAN	OTHER	TOTAL	DEM. KERRY	REP. BUSH		ALL OTHERS	TOTAL VOTES
01	12	385	243	110	164	346	37	3	0	0	27	6	620	341	13	1	355	01
02	7	432	264	113	196	384	21	2	1	0	29	5	703	409	9	1	419	02
03	2	300	208	77	128	305	30	4	0	0	27	1	510	280	11	0	291	03
04	10	324	232	94	138	334	49	1	0	0	24	8	566	346	8	0	354	04
05	25	255	201	95	108	278	52	0	1	0	28	0	481	239	13	0	252	05
06	6	360	231	97	181	319	40	0	0	0	22	2	597	362	14	0	376	06
07	3	385	309	113	187	387	36	4	0	0	32	3	697	431	10	0	441	07
08	9	296	238	91	89	353	33	4	0	1	34	5	543	269	7	2	278	08
09	6	348	276	99	160	371	24	2	0	1	24	1	630	343	7	1	351	09
10	5	294	184	73	113	307	23	0	0	0	20	2	493	262	13	0	275	10
11	10	412	293	59	213	403	39	2	2	1	36	4	715	436	11	1	448	11
12	1	320	197	88	121	286	58	3	0	0	19	2	565	296	3	0	269	12
13	3	385	197	106	153	328	58	3	0	0	19	2	565	296	3	0	269	13
14	6	319	249	88	142	343	28	2	0	0	28	3	622	317	10	0	337	14
15	7	351	284	117	173	337	30	0	0	0	27	3	622	317	16	0	333	15
16	1	333	238	85	126	351	28	1	1	1	30	3	572	307	7	1	315	16
17	4	224	169	63	104	230	32	2	0	0	22	4	397	221	8	1	230	17
18	3	284	227	82	144	288	15	2	0	0	25	1	514	297	6	1	304	18
19	17	337	237	106	148	337	27	2	0	0	24	5	591	344	14	0	358	19
													Provisional					
													Absentee and Military					
Total	137	6,234	4,433	1,776	2,778	6,250	615	34	5	4	488	62	10,804	6,259	199	11	6,469	All

FOURTY SEVENTH WARD

DIV	REGISTRATION: RACE				REGISTRATION: GENDER		REGISTRATION - POLITICAL PARTY AFFILIATION					OFFICIAL VOTE: PRESIDENT AND VICE PRESIDENT					DIV		
	WHITE	BLACK	OTHER	MEN	WOMEN	UNKNOWN	DEMOCRAT	REPUBLICAN	LIBERARIAN	GREEN	CONSTITUTIONAL	NON PARTISAN	OTHER	TOTAL	DEM. KERRY	REP. BUSH		ALL OTHERS	TOTAL VOTES
01	18	377	312	131	88	488	593	44	3	2	0	59	7	707	244	18	6	0	250
02	31	387	407	134	138	553	648	70	4	3	1	92	7	825	304	18	6	0	322
03	32	331	541	117	153	634	696	114	11	3	1	76	6	904	375	22	2	0	399
04	6	172	132	53	61	196	287	20	3	0	0	17	3	310	178	5	0	0	183
05	4	289	196	73	105	311	439	28	1	1	0	19	1	489	195	5	0	0	200
06	18	244	268	91	109	330	431	54	2	0	0	36	7	530	260	8	1	0	289
07	8	219	172	56	76	267	350	25	1	0	0	21	2	399	170	0	1	0	171
08	3	306	196	79	89	337	444	24	7	0	2	22	8	505	253	6	0	0	259
09	4	216	184	78	91	273	357	24	1	0	0	18	4	404	148	3	0	0	151
10	5	237	166	75	81	255	358	29	2	0	0	23	1	411	172	10	0	0	183
11	2	230	185	47	105	265	358	45	2	0	1	12	1	447	215	4	1	0	220
12	8	177	183	64	92	269	394	22	1	2	0	13	0	334	222	5	0	0	145
13	2	246	183	64	117	249	384	22	2	0	0	8	2	433	222	6	0	0	228
14	2	124	90	34	40	142	187	17	2	0	0	6	2	216	83	3	0	0	85
Total	146	3,387	3,181	1,102	1,289	4,523	5,824	545	42	6	6	440	49	6,814	3,051	108	7	0	3,166

FOURTY NINETH WARD

DIV	REGISTRATION: RACE			REGISTRATION: GENDER			REGISTRATION - POLITICAL PARTY AFFILIATION					OFFICIAL VOTE: PRESIDENT AND VICE PRESIDENT					DIV																
	WHITE	BLACK	OTHER	MEN	WOMEN	UNKNOWN	DEMOCRAT	REPUBLICAN	LIBERTARIAN	GREEN	CONSTITUTIONAL	NON PARTISAN	OTHER	TOTAL	DEM. KERRY	REP. BUSH		ALL OTHERS	TOTAL VOTES														
01	36	220	480	89	120	527	611	75	1	0	0	45	4	736	354	35	0	389	01														
02	5	79	76	27	38	95	138	11	0	0	0	8	3	160	84	4	0	88	02														
03	4	10	9	2	10	11	18	3	0	0	0	1	1	23	2	0	0	2	03														
04	13	366	252	112	178	361	571	38	3	0	0	37	1	651	389	13	1	403	04														
05	16	459	346	141	211	469	728	35	2	0	1	48	11	821	504	17	0	521	05														
06	0	14	7	5	4	12	19	2	0	0	0	0	0	21	3	0	0	3	06														
07	15	480	412	197	222	488	797	56	1	1	0	45	7	907	523	22	0	545	07														
08	66	407	327	168	228	408	703	43	2	1	1	42	6	932	627	44	4	545	08														
09	39	485	335	161	157	338	1,016	14	3	2	1	95	6	1,232	627	71	1	551	09														
10	14	382	214	108	147	338	571	33	5	2	0	66	2	686	382	35	0	397	10														
11	12	360	314	108	147	338	571	33	5	2	0	66	2	686	382	35	0	397	11														
12	11	441	334	136	184	466	688	37	2	1	0	40	6	786	454	25	1	480	12														
13	12	423	221	49	62	245	292	30	2	0	0	30	2	356	170	12	1	183	13														
14	12	375	279	98	161	407	587	35	0	1	2	38	5	666	374	16	2	392	14														
15	9	408	248	116	155	394	595	32	2	0	1	33	2	665	415	17	1	433	15														
16	12	409	281	115	192	395	622	41	1	0	2	35	1	702	430	23	1	454	16														
17	23	483	412	153	201	564	800	54	1	2	2	52	7	918	530	29	1	560	17														
18	78	352	337	136	206	428	654	49	1	1	1	56	6	768	450	34	1	485	18														
19	17	392	332	128	185	448	666	34	1	1	1	35	3	741	409	28	2	437	19														
20	19	440	317	139	215	422	688	42	2	1	0	37	6	776	478	30	1	509	20														
21	100	324	424	130	285	453	714	69	2	1	1	57	4	848	386	38	0	422	21														
22	38	548	431	152	255	610	907	60	0	0	1	43	6	1,017	631	32	1	664	22														
23	17	431	383	110	226	485	714	56	0	0	0	55	6	831	478	39	1	516	23														
24	40	551	531	166	258	688	981	58	3	1	1	67	11	1,122	625	34	5	664	24														
25	25	354	260	122	161	336	581	24	0	0	0	52	2	639	413	22	3	438	25														
Total	656	8,833	8,023	2,868	4,292	10,372	15,222	1,079	40	17	18	1,042	114	17,332	10,256	646	28	10,930	All														
														Provisional		Absentee and Military																	

FIFTIETH WARD

DIV	REGISTRATION: RACE			REGISTRATION: GENDER			REGISTRATION - POLITICAL PARTY AFFILIATION										OFFICIAL VOTE: PRESIDENT AND VICE PRESIDENT				
	WHITE	BLACK	OTHER	MEN	WOMEN	UNKNOWN	DEMOCRAT	REPUBLICAN	LIBERARIAN	GREEN	CONSTITUTIONAL	NON PARTISAN	OTHER	TOTAL	KERRY	DEM.	REP. BUSH	ALL OTHERS	TOTAL VOTES	DIV	
01	9	366	212	125	190	272	540	12	2	0	0	28	5	587	401	16	0	417	01		
02	12	488	271	185	271	335	712	17	3	1	0	34	4	771	517	31	1	549	02		
03	11	437	291	154	245	340	684	34	2	0	0	37	2	739	468	20	0	488	03		
04	14	414	222	131	223	298	595	26	3	0	1	21	4	850	458	19	1	478	04		
05	11	430	237	165	242	271	629	21	0	1	0	28	1	678	483	23	1	507	05		
06	5	377	222	140	218	246	536	25	2	0	1	37	3	604	396	19	5	420	06		
07	9	523	306	177	264	387	764	19	0	0	1	30	4	838	535	36	1	572	07		
08	13	455	277	150	228	367	687	22	1	0	0	32	3	745	494	34	0	528	08		
09	23	412	240	164	238	275	601	26	2	0	0	41	3	675	494	31	1	526	09		
10	17	397	234	139	216	292	570	33	1	2	1	52	9	848	425	33	0	489	10		
11	6	318	194	114	188	216	470	25	0	0	1	30	2	648	452	28	0	479	11		
12	8	413	251	140	222	270	549	21	0	0	1	37	4	621	422	15	2	439	12		
13	4	300	188	102	160	272	482	23	0	0	0	28	1	544	375	17	0	392	13		
14	7	385	226	142	223	272	582	25	0	1	1	25	3	637	457	29	0	486	14		
15	10	489	329	169	247	422	737	35	1	1	0	41	3	838	517	25	0	542	15		
16	17	448	273	116	212	308	570	32	1	1	0	39	3	637	422	26	1	449	16		
17	16	446	246	157	221	325	633	31	1	1	0	32	4	703	458	14	0	472	17		
18	11	520	276	195	255	363	743	25	0	1	0	41	3	813	545	20	0	565	18		
19	17	455	266	150	210	374	671	31	0	0	0	29	3	734	460	28	3	489	19		
20	21	34	528	268	193	321	738	45	0	1	1	37	6	828	572	35	2	609	20		
21	5	477	276	150	267	341	700	28	0	0	0	26	4	758	523	28	1	552	21		
22	5	370	185	119	197	244	523	16	2	0	0	18	1	560	397	11	0	408	22		
23	7	423	273	138	223	342	628	25	2	1	0	44	3	703	470	28	0	498	23		
24	7	341	242	107	168	320	538	24	0	0	2	28	3	595	390	14	0	404	24		
25	12	428	220	135	234	294	602	26	1	0	0	32	1	663	451	19	0	469	25		
26	16	449	206	176	243	286	708	30	0	1	1	36	2	753	501	25	3	520	26		
27	8	495	300	143	246	388	716	21	0	0	1	35	3	780	545	22	3	570	27		
28	8	492	232	143	246	388	716	21	0	0	1	35	3	780	545	22	3	570	28		
29	8	373	232	114	193	306	553	24	0	1	1	33	2	613	403	19	0	422	29		
30	8	373	232	114	193	306	553	24	0	1	1	33	2	613	403	19	0	422	30		
Total	385	12,766	7,451	4,365	6,816	9,401	16,724	788	25	16	15	954	90	20,562	14,161	722	31	14,914	All		

FIFTY FIRST WARD

DIV	REGISTRATION: RACE				REGISTRATION: GENDER		REGISTRATION - POLITICAL PARTY AFFILIATION					OFFICIAL VOTE: PRESIDENT AND VICE PRESIDENT							
	WHITE	BLACK	OTHER	MEN	WOMEN	UNKNOWN	DEMOCRAT	REPUBLICAN	LIBER TARIAN	GREEN	CONSTITUTIONAL	NON PARTISAN	OTHER	TOTAL	DEM. KERRY	REP. BUSH	ALL OTHERS	TOTAL VOTES	DIV
01	6	346	173	114	156	255	475	27	1	0	1	20	1	525	298	6	1	305	01
02	8	262	218	82	118	288	442	21	1	0	0	20	2	488	261	8	0	289	02
03	7	358	244	89	150	370	543	28	2	2	1	30	3	609	339	8	1	348	03
04	7	330	241	103	186	289	529	15	1	0	0	30	3	578	353	9	0	362	04
05	10	302	279	90	129	372	520	29	2	0	0	38	2	591	290	13	0	303	05
06	63	303	368	125	174	435	590	39	1	0	0	89	6	734	389	21	5	415	06
07	5	313	220	73	134	331	487	22	0	0	0	25	4	538	315	8	0	323	07
08	3	346	235	113	161	330	548	26	1	0	0	26	2	604	353	14	1	368	08
09	4	311	243	90	147	321	499	32	0	0	2	23	2	558	330	3	1	334	09
10	62	264	202	79	151	299	452	50	1	0	0	32	5	528	276	18	1	295	10
11	3	330	216	77	124	286	452	30	0	2	2	27	3	495	297	9	1	303	11
12	3	434	232	113	165	364	596	33	1	0	0	26	5	662	367	20	4	481	12
13	5	380	280	114	163	388	599	42	0	0	0	51	4	690	395	24	1	420	13
14	17	355	318	118	157	415	633	24	0	0	0	16	4	677	418	15	1	426	14
15	2	397	278	120	199	358	633	24	0	0	0	18	4	677	418	15	0	389	15
16	6	377	215	96	166	338	554	20	1	2	0	21	0	598	374	15	0	389	16
17	4	370	267	109	163	369	575	31	0	0	0	29	5	641	347	16	1	364	17
18	5	375	254	103	192	339	576	26	0	0	0	25	5	634	409	10	0	419	18
19	2	330	204	84	164	288	495	14	0	0	0	24	3	538	315	13	0	328	19
20	3	336	197	90	157	289	494	18	2	0	1	18	3	536	342	9	1	352	20
21	5	284	210	74	124	301	454	17	1	2	0	21	4	499	289	5	0	294	21
22	5	374	260	104	165	370	585	27	0	0	0	21	6	639	365	10	0	375	22
23	2	300	193	79	131	285	446	19	2	0	0	21	7	495	279	15	0	294	23
24	3	411	262	117	159	400	598	36	3	0	0	34	5	676	387	20	1	408	24
25	10	428	286	114	198	414	684	30	1	0	0	22	3	724	430	21	1	452	25
26	10	371	212	101	165	327	538	24	1	0	0	29	3	593	318	14	0	332	26
27	5	297	194	78	136	284	442	23	2	0	0	29	0	486	251	12	1	264	27
28	6	378	252	104	161	351	577	32	0	0	0	26	1	636	345	21	0	386	28
Total	271	9,632	6,756	2,750	4,443	9,466	14,946	757	27	24	15	794	96	16,659	9,826	376	22	10,224	All

FIFTY SECOND WARD

DIV	REGISTRATION: RACE				REGISTRATION: GENDER			REGISTRATION - POLITICAL PARTY AFFILIATION						OFFICIAL VOTE: PRESIDENT AND VICE PRESIDENT						
	WHITE	BLACK	OTHER	OTHER	MEN	WOMEN	UNKNOWN	DEMOCRAT	REPUBLICAN	LIBER TARIAN	GREEN	CONSTITUTIONAL	NON PARTISAN	OTHER	TOTAL	DEM. KERRY	REP. BUSH	ALL OTHERS	TOTAL VOTES	
01	7	291	227	78	78	137	310	468	19	1	0	0	36	3	525	290	6	3	289	01
02	179	129	272	95	224	281	430	379	88	1	1	0	57	5	580	332	52	3	387	02
03	190	93	340	99	164	360	379	379	108	3	2	0	124	9	623	165	43	2	210	03
04	107	77	149	62	127	144	235	50	50	0	0	0	41	7	333	168	24	0	192	04
05	137	316	300	205	269	279	556	82	82	1	1	0	102	11	753	425	41	3	489	05
06	107	178	199	93	158	233	420	33	6	0	0	0	25	6	484	329	37	0	366	06
07	413	113	513	147	311	581	699	197	5	0	0	0	131	7	1,039	382	52	2	436	07
08	97	292	328	111	237	369	604	62	1	1	1	0	43	6	717	383	40	2	405	08
09	131	220	360	112	222	377	477	159	1	0	0	0	70	3	711	303	60	1	364	09
10	191	147	339	111	248	216	464	51	0	0	0	0	37	3	578	385	33	1	399	10
11	12	209	367	108	232	386	486	168	3	0	0	0	44	11	720	418	51	2	481	11
12	245	227	367	159	275	406	636	158	1	0	0	0	72	9	816	478	17	3	494	12
13	37	406	267	152	232	326	639	30	1	1	1	0	47	7	740	478	17	3	494	13
14	84	309	279	149	231	302	524	84	2	1	1	0	62	7	662	395	80	1	455	14
15	29	499	290	200	253	364	721	47	1	0	2	0	40	6	817	535	42	0	577	15
16	90	442	353	208	290	387	723	49	3	3	0	0	92	18	865	551	33	1	585	16
17	14	441	262	124	222	371	649	23	1	0	1	0	40	3	717	446	14	0	460	17
18	13	442	240	132	217	346	639	23	0	0	0	0	31	2	695	436	20	1	459	18
19	4	406	234	152	210	282	596	12	0	0	0	0	31	4	644	436	22	2	462	19
20	72	297	241	150	193	267	516	51	1	1	0	0	37	5	610	379	35	1	415	20
21	11	472	248	127	203	389	650	37	2	0	0	0	36	4	729	407	23	2	432	21
22	5	387	250	99	186	357	584	20	1	1	1	0	33	2	642	413	12	0	425	22
23	4	428	242	133	223	321	617	820	23	3	0	3	25	2	678	437	13	0	450	23
24	7	428	286	138	221	428	723	19	1	0	0	0	34	4	677	447	14	1	462	24
25	4	476	259	141	238	363	672	28	0	0	0	0	38	5	787	539	24	0	563	25
26	7	496	267	165	252	352	697	34	1	0	0	0	34	6	742	511	17	0	528	26
27	6	496	267	165	252	352	697	34	1	0	0	0	34	6	742	511	17	0	528	27
28	157	123	232	86	167	239	372	67	1	0	0	0	29	7	769	518	24	1	543	28
Total	2,490	8,929	7,784	3,875	6,173	9,355	15,863	1,646	35	12	14	1,454	159	19,203	11,460	871	35	12,466	All	

FIFTY THIRD WARD

DIV	REGISTRATION: RACE			REGISTRATION: GENDER			REGISTRATION - POLITICAL PARTY AFFILIATION					OFFICIAL VOTE: PRESIDENT AND VICE PRESIDENT							
	WHITE	BLACK	OTHER	MEN	WOMEN	UNKNOWN	DEMOCRAT	REPUBLICAN	LIBER TARIAN	GREEN	CONSTITUTIONAL	NON PARTISAN	OTHER	TOTAL	DEM. KERRY	REP. BUSH	ALL OTHERS	TOTAL VOTES	DIV
01	239	93	324	111	153	382	528	88	1	0	0	38	1	858	336	96	1	433	01
02	216	117	262	93	168	334	456	103	2	0	2	30	2	595	299	64	0	363	02
03	219	74	296	119	166	304	453	94	2	0	1	39	0	589	319	86	4	409	03
04	242	90	269	104	150	347	424	131	1	0	0	43	2	601	293	91	2	386	04
05	215	109	322	135	173	338	472	117	1	0	0	52	4	646	348	81	2	431	05
06	225	77	242	100	153	291	418	89	1	0	0	30	4	544	289	54	2	325	06
07	175	73	262	101	130	279	363	106	2	0	0	38	1	510	245	74	1	320	07
08	123	60	186	92	120	247	293	126	3	0	0	33	3	459	211	63	0	274	08
09	184	55	204	106	112	238	307	94	3	0	0	33	2	429	216	50	1	269	09
10	189	55	204	107	112	238	307	94	3	0	0	33	2	429	216	50	1	269	10
11	204	49	197	117	140	193	313	91	2	0	0	39	4	458	194	78	0	272	11
12	315	85	275	152	185	309	422	114	3	0	0	52	3	650	217	80	5	302	12
13	238	54	297	108	144	337	422	114	3	0	0	45	4	585	276	182	2	440	13
14	217	43	230	115	143	232	319	123	2	1	1	21	3	490	244	120	1	357	14
15	274	30	304	159	215	234	283	292	2	0	0	29	2	608	268	181	0	427	15
16	294	30	206	139	172	219	411	87	4	0	0	25	2	530	230	137	1	368	16
17	309	22	230	133	165	263	355	167	1	3	0	29	6	621	246	165	2	413	17
18	340	46	235	153	187	281	408	175	2	1	0	34	3	621	316	130	3	449	18
19	297	57	240	134	198	282	430	126	1	0	0	41	6	638	270	183	0	409	19
20	350	18	266	155	160	301	362	221	4	1	1	35	3	730	281	129	2	455	20
21	418	26	286	178	214	338	329	358	3	0	2	49	5	861	261	64	0	392	21
22	287	41	253	141	170	250	349	138	4	0	0	18	1	553	176	64	0	240	22
23	162	41	250	91	126	236	349	78	5	0	2	1	1	471	171	80	1	252	23
Total	5,762	1,341	5,853	2,809	3,695	6,452	8,804	3,187	56	12	10	824	63	12,956	6,331	2,550	35	8,916	All

FIFTY FOURTH WARD

DIV	REGISTRATION: RACE			REGISTRATION: GENDER		REGISTRATION - POLITICAL PARTY AFFILIATION				OFFICIAL VOTE: PRESIDENT AND VICE PRESIDENT				DIV					
	WHITE	BLACK	OTHER	MEN	WOMEN	UNKNOWN	DEMOCRAT	REPUBLICAN	LIBERARIAN	GREEN	CONSTITUTIONAL	NON PARTISAN	OTHER		TOTAL	DEM. KERRY	REP. BUSH	ALL OTHERS	TOTAL VOTES
01	171	90	258	101	135	283	395	85	3	1	0	32	3	519	285	63	0	348	01
02	184	112	272	110	146	322	463	73	1	2	2	32	7	578	281	56	0	337	02
03	219	71	233	94	157	272	396	75	2	2	1	44	1	523	269	57	4	330	03
04	205	63	226	91	145	256	371	76	2	0	0	42	1	494	232	69	0	301	04
05	202	73	241	111	135	270	396	84	2	6	0	32	4	516	259	79	4	342	05
06	182	44	209	113	110	272	380	84	4	0	1	41	5	495	228	57	1	284	06
07	240	49	244	115	141	277	414	84	1	0	0	32	0	513	264	53	1	328	07
08	270	67	213	123	157	340	476	95	3	0	1	33	0	510	230	78	1	309	08
09	256	66	225	118	173	310	448	108	2	1	0	38	3	529	242	109	2	353	09
10	284	37	226	118	173	232	348	125	2	0	0	35	2	443	246	84	1	295	10
11	201	56	206	105	150	188	302	73	1	1	1	17	0	443	240	54	1	295	11
12	199	58	254	97	138	278	392	80	1	1	1	33	3	511	229	76	0	305	12
13	197	59	271	120	128	279	356	116	2	0	0	30	2	527	235	92	3	330	13
14	225	17	152	88	131	175	295	68	2	0	0	27	2	394	175	67	0	242	14
15	229	21	162	102	121	189	289	88	2	0	1	30	4	412	204	84	2	290	15
16	217	37	192	106	109	231	338	74	1	0	2	30	1	446	224	58	0	282	16
17	202	29	187	104	128	186	301	82	0	3	0	31	4	418	212	53	2	267	17
18	203	53	219	101	123	251	338	100	1	0	1	33	4	475	231	69	0	300	18
19	245	18	163	102	131	183	319	75	1	0	0	31	0	428	213	84	0	297	19
20	267	27	225	118	164	237	404	88	1	0	0	20	5	519	219	94	0	313	20
21	303	23	192	126	179	213	413	74	0	0	1	26	4	518	274	91	5	370	21
22	289	19	197	114	150	241	398	61	0	1	0	25	2	505	241	68	1	310	22
Total	4,982	1,029	4,873	2,367	3,117	5,400	8,147	1,891	33	18	13	726	56	10,884	5,447	1,661	29	7,137	All

FIFTY FIFTH WARD

DIV	REGISTRATION: RACE				REGISTRATION: GENDER			REGISTRATION - POLITICAL PARTY AFFILIATION				OFFICIAL VOTE: PRESIDENT AND VICE PRESIDENT				DIV		
	WHITE	BLACK	OTHER	MEN	WOMEN	UNKNOWN	DEMOCRAT	REPUBLICAN	LIBER TARIAN	GREEN	CONSTITUTIONAL	NON PARTISAN	OTHER	TOTAL	DEM. KERRY		REP. BUSH	ALL OTHERS
01	330	14	255	138	181	300	349	231	1	3	0	15	2	599	240	162	1	403
02	412	36	305	162	201	390	407	304	3	1	1	28	7	753	304	170	4	478
03	382	22	280	143	151	370	358	278	1	0	0	24	3	664	291	168	4	463
04	328	14	305	117	155	375	390	223	1	0	1	26	6	647	288	140	4	412
05	359	16	284	131	166	362	352	276	0	0	0	29	2	659	279	153	3	435
06	415	5	250	120	143	407	301	346	2	0	0	20	1	670	274	177	1	452
07	418	0	277	148	180	377	353	317	1	0	0	22	1	705	253	223	2	488
08	392	18	276	113	132	245	277	217	1	0	0	24	2	585	177	123	4	382
09	270	20	281	97	138	245	217	217	0	0	0	27	1	574	172	123	0	382
10	398	4	271	138	184	319	318	209	1	0	0	25	1	673	238	210	2	487
11	344	2	252	133	147	348	308	330	3	1	1	29	1	673	238	210	2	487
12	288	1	271	107	140	314	243	352	2	1	1	26	3	628	242	210	1	453
13	380	7	300	145	193	359	255	283	2	0	0	18	2	661	230	169	4	403
14	392	2	318	147	195	370	429	254	1	0	0	18	0	712	282	223	0	510
15	398	9	287	157	204	333	341	316	1	0	1	25	2	694	279	223	1	503
16	397	5	234	155	187	294	273	328	1	0	0	35	1	694	278	232	1	511
17	346	11	249	135	161	282	282	294	2	0	0	28	6	638	276	165	1	442
18	331	0	224	120	147	288	235	302	0	1	0	15	2	555	206	184	3	435
19	338	5	285	135	159	314	283	300	2	0	0	22	1	608	231	208	0	390
20	386	8	266	132	176	352	315	314	1	2	0	22	4	660	265	208	3	442
21	305	3	228	92	116	326	239	266	4	1	0	21	3	534	210	147	0	473
22	411	4	212	109	120	228	183	243	2	3	0	24	2	457	148	142	4	357
23	411	7	274	178	192	322	279	381	2	2	0	26	2	692	247	241	3	292
24	411	7	274	178	192	322	279	381	2	2	0	26	2	692	247	241	3	292
25	394	8	311	133	156	362	384	393	1	0	1	15	3	697	251	159	2	442
26	372	8	311	133	156	362	384	393	1	0	1	15	3	697	251	159	2	442
27	370	8	311	133	156	362	384	393	1	0	1	15	3	697	251	159	2	442
28	328	2	195	114	152	287	267	240	1	1	1	20	0	525	203	137	4	306
29	413	9	287	161	188	350	321	362	0	0	0	23	3	708	272	250	3	523
Total	10,251	281	7,604	3,807	4,689	9,630	8,928	8,390	38	21	8	881	72	18,136	7,340	5,398	64	12,802

FIFTY SIXTH WARD

DIV	REGISTRATION: RACE				REGISTRATION: GENDER			REGISTRATION - POLITICAL PARTY AFFILIATION				OFFICIAL VOTE: PRESIDENT AND VICE PRESIDENT					DIV			
	WHITE	BLACK	OTHER	OTHER	MEN	WOMEN	UNKNOWN	DEMOCRAT	REPUBLICAN	LIBERTARIAN	GREEN	CONSTITUTIONAL	NON PARTISAN	OTHER	TOTAL	DEM. KERRY		REP. BUSH	ALL OTHERS	TOTAL VOTES PRESIDENT
01	385	15	256	139	220	187	475	132	1	1	0	1	44	3	656	284	130	1	415	01
02	319	9	174	145	170	187	316	156	3	0	0	0	26	1	502	199	156	1	386	02
03	226	12	177	93	129	193	249	132	1	0	0	0	31	2	415	183	91	0	284	03
04	256	24	211	115	153	223	297	184	2	0	0	0	36	3	491	180	135	2	317	04
05	222	14	185	94	128	199	269	194	2	1	1	1	45	9	421	136	134	4	274	05
06	482	9	254	180	248	317	470	239	1	2	1	1	30	2	745	349	192	3	544	06
07	469	18	242	200	213	316	408	263	2	3	3	3	53	2	859	377	268	4	643	07
08	562	7	286	237	284	354	453	297	5	3	0	0	37	6	600	252	179	1	432	08
09	384	15	221	151	205	244	342	242	3	1	2	2	25	4	503	207	172	6	385	09
10	315	4	164	109	156	214	244	175	3	2	0	0	38	4	445	162	107	5	274	10
11	333	0	120	152	166	214	244	175	3	2	0	0	38	4	445	162	107	5	274	11
12	317	12	213	113	163	251	316	185	3	0	0	0	34	5	586	221	185	6	412	12
13	291	8	233	113	203	238	416	114	2	0	0	0	21	2	555	241	87	0	328	13
14	268	10	174	108	151	191	285	120	0	0	0	0	25	2	487	192	142	0	334	14
15	341	3	182	115	166	245	367	119	1	0	0	0	35	3	526	246	128	2	376	15
16	340	14	221	128	169	278	360	164	2	2	0	0	42	3	526	246	128	2	376	16
17	286	11	168	113	150	202	274	143	1	2	0	0	42	3	465	183	155	6	400	17
18	407	21	343	203	241	327	465	229	2	1	0	0	70	4	771	303	252	1	566	18
19	237	7	177	111	122	188	296	99	4	0	0	0	22	0	421	171	118	1	290	19
20	340	18	269	134	185	308	438	114	0	0	0	0	73	2	627	223	145	2	370	20
21	512	5	256	105	166	482	636	94	1	1	0	0	38	3	773	217	288	0	483	21
22	338	13	211	150	178	234	423	108	1	0	0	0	42	4	660	231	194	1	439	22
23	270	7	338	190	289	176	511	172	2	0	0	0	30	0	862	278	118	1	497	23
24	276	16	195	126	152	214	309	184	4	0	0	0	33	1	582	276	98	1	437	24
25	270	7	338	190	289	176	511	172	2	0	0	0	30	0	862	278	118	1	497	25
26	454	5	177	134	242	381	513	82	2	0	0	0	12	6	432	215	145	1	424	26
27	471	8	289	186	239	341	605	92	1	0	0	0	27	8	432	179	97	1	313	27
28	471	8	289	186	239	341	605	92	1	0	0	0	27	8	432	179	97	1	313	28
29	471	8	289	186	239	341	605	92	1	0	0	0	27	8	432	179	97	1	313	29
30	471	8	289	186	239	341	605	92	1	0	0	0	27	8	432	179	97	1	313	30
31	449	6	168	123	137	178	244	183	0	2	0	2	36	5	928	395	201	1	488	31
32	265	7	168	118	163	195	268	187	0	1	0	0	45	4	746	352	151	2	505	32
33	293	15	283	103	160	268	444	175	2	0	0	0	22	5	438	147	176	1	324	33
34	221	98	252	110	125	327	377	174	1	0	0	0	46	5	571	263	57	2	322	34
35	240	76	244	110	139	203	333	133	1	0	0	0	46	4	562	208	88	1	287	35
36	288	15	146	105	139	203	333	133	1	0	0	0	28	7	447	178	90	0	268	36
37	251	27	211	130	157	202	348	105	2	0	0	0	32	1	489	199	128	0	325	37
38	319	27	216	110	235	217	390	126	1	0	0	0	43	2	562	248	107	2	357	38
39	377	21	290	137	212	339	472	142	1	0	0	2	65	6	688	282	125	3	410	39
40	256	26	168	107	146	199	326	99	3	0	0	1	21	2	452	235	79	2	316	40
41	398	101	363	179	221	462	589	166	3	2	2	2	94	4	862	394	190	1	535	41
Total	13,701	807	9,296	5,885	7,414	10,805	15,956	5,947	79	29	22	22	1,637	134	23,804	10,295	6,163	77	16,535	All

FIFTY SEVENTH WARD

DIV	REGISTRATION: RACE			REGISTRATION: GENDER			REGISTRATION - POLITICAL PARTY AFFILIATION				OFFICIAL VOTE: PRESIDENT AND VICE PRESIDENT								
	WHITE	BLACK	OTHER	MEN	WOMEN	UNKNOWN	DEMOCRAT	REPUBLICAN	LIBER TARIAN	GREEN	CONSTITUTIONAL	NON PARTISAN	OTHER	TOTAL	DEM. KERRY	REP. BUSH	ALL OTHERS	TOTAL VOTES	DIV
01	425	5	192	155	181	286	335	245	5	1	0	36	0	622	230	237	1	468	01
02	475	44	344	186	242	435	459	334	5	1	0	61	0	863	355	220	2	577	02
03	389	17	313	162	222	335	392	283	4	2	0	35	0	719	268	226	2	498	03
04	293	22	209	132	175	217	328	162	1	0	0	31	0	524	223	133	1	357	04
05	287	12	168	122	166	179	238	202	2	0	0	25	0	467	199	123	2	324	05
06	528	106	391	214	324	487	757	195	4	1	0	58	10	1,025	487	138	4	629	06
07	333	127	231	143	245	363	567	119	3	0	0	56	0	751	325	79	0	404	07
08	400	17	305	192	226	304	438	215	1	0	1	50	0	722	307	195	2	504	08
09	342	14	193	140	135	165	335	145	1	0	3	41	1	609	237	119	2	358	09
10	414	31	278	161	194	317	355	205	4	0	1	45	5	664	269	232	2	493	10
11	419	5	266	160	184	310	344	292	4	2	1	36	3	689	274	227	1	502	11
12	468	7	214	186	239	264	333	308	1	0	0	43	0	701	219	231	2	552	12
13	481	1	219	195	245	281	287	388	0	0	0	26	0	701	219	231	2	552	13
14	416	3	225	187	221	256	324	286	3	1	1	25	4	644	240	259	0	501	14
15	408	34	237	169	180	328	389	203	1	0	1	44	2	677	304	188	0	490	15
16	342	2	176	139	160	223	291	203	2	0	0	20	4	522	182	200	1	383	16
17	385	7	197	141	190	258	305	253	0	0	0	29	2	559	245	175	3	423	17
18	375	41	235	141	197	313	375	237	4	0	0	29	6	651	253	189	4	446	18
19	340	8	176	127	149	248	325	164	2	0	0	26	5	524	204	172	0	376	19
20	287	10	214	123	160	228	297	181	2	1	0	28	2	511	216	141	0	357	20
21	302	9	154	130	146	189	181	181	1	0	0	34	1	465	198	140	2	340	21
22	328	1	142	133	158	178	258	180	0	1	0	20	0	489	186	200	2	388	22
23	378	9	231	168	200	250	395	189	2	1	0	29	0	618	267	189	1	457	23
24	289	42	179	98	105	307	265	196	1	1	1	41	5	510	177	133	1	311	24
25	342	12	178	136	174	222	318	183	2	0	0	25	4	532	203	195	1	399	25
26	341	60	211	113	153	276	337	195	6	0	0	43	3	542	227	132	2	360	26
27	319	190	459	162	201	395	484	173	6	3	2	65	4	956	271	164	2	457	27
28	287	13	178	107	134	247	282	173	0	0	0	29	4	468	235	146	1	386	28
Total	10,269	859	6,512	4,202	5,268	8,150	10,313	6,102	64	20	10	1,038	95	17,640	7,359	5,189	46	12,596	All

FIFTY EIGHTH WARD

DIV	REGISTRATION: RACE				REGISTRATION: GENDER			REGISTRATION - POLITICAL PARTY AFFILIATION							OFFICIAL VOTE: PRESIDENT AND VICE PRESIDENT				DIV
	WHITE	BLACK	OTHER	OTHER	MEN	WOMEN	UNKNOWN	DEMOCRAT	REPUBLICAN	LIBER TARIAN	GREEN	CONSTITUTIONAL	NON PARTISAN	OTHER	TOTAL	DEM KERRY	REP BUSH	ALL OTHERS	
01	329	14	214	171	251	141	356	141	35	0	0	35	3	357	246	103	1	350	01
02	236	34	222	199	414	483	414	289	71	1	0	71	4	846	355	257	2	612	02
03	462	5	286	239	275	265	265	431	26	0	0	26	3	727	201	362	2	565	03
04	482	81	487	226	710	714	714	389	108	0	0	108	6	1,227	408	320	2	730	04
05	659	4	214	136	249	268	268	268	0	0	0	0	6	573	220	217	0	437	05
06	355	4	203	135	150	229	246	206	21	0	0	21	5	961	418	218	0	374	06
07	301	10	203	135	150	229	246	206	21	0	0	21	5	961	418	218	0	636	07
08	508	47	408	205	246	246	246	246	33	0	0	33	3	922	229	250	4	453	08
09	429	3	190	178	224	220	286	246	49	0	0	49	5	670	223	228	2	453	09
10	464	6	233	187	264	315	315	285	1	0	0	1	4	675	281	279	0	453	10
11	464	6	233	187	264	315	315	285	1	0	0	1	4	675	281	279	0	453	11
12	369	15	291	150	199	326	436	162	70	0	0	70	4	675	281	279	0	453	12
13	334	10	216	174	192	194	287	230	38	0	0	38	4	560	219	178	2	389	13
14	345	4	180	139	149	241	286	219	18	0	0	18	2	398	229	164	2	395	14
15	182	10	206	85	87	226	289	79	47	0	0	47	2	398	203	43	3	249	15
16	365	5	212	164	189	229	299	250	29	0	0	29	1	582	216	244	2	462	16
17	356	9	323	192	227	289	439	197	74	0	0	74	4	748	259	149	5	385	17
18	514	6	348	221	271	370	498	309	45	0	0	45	7	862	338	279	5	620	18
19	438	48	315	152	227	422	430	288	4	0	0	4	7	801	239	170	2	411	19
20	480	14	216	194	204	312	274	376	5	0	0	5	6	710	212	303	3	518	20
21	480	14	216	194	204	312	274	376	5	0	0	5	6	710	212	303	3	518	21
22	336	7	207	151	167	232	271	232	24	0	0	24	3	550	201	204	1	406	22
23	457	13	254	201	233	280	366	319	33	0	0	33	4	724	322	235	0	557	23
24	326	70	238	164	142	308	455	229	49	0	0	49	1	689	288	162	0	485	24
25	401	8	258	173	200	282	348	287	33	0	0	33	4	655	261	240	1	502	25
26	395	38	261	137	187	370	415	199	3	0	0	3	7	694	256	139	2	437	26
27	359	5	196	137	175	248	284	234	36	0	0	36	5	660	198	184	0	382	27
28	583	11	313	235	277	405	504	345	61	0	0	61	3	917	371	312	3	686	28
29	583	11	313	235	277	405	504	345	61	0	0	61	3	917	371	312	3	686	29
30	405	3	225	154	186	283	326	259	45	0	0	45	3	633	284	153	0	437	30
31	519	58	386	204	282	476	519	373	47	0	0	47	4	724	284	153	0	437	31
32	427	4	245	187	216	318	359	107	47	0	0	47	4	696	178	102	2	282	32
33	321	9	245	99	114	384	357	167	66	0	0	66	6	598	198	130	3	331	33
34	427	6	226	168	197	294	435	172	71	0	0	71	5	659	293	198	1	492	34
35	754	7	475	225	338	673	778	372	43	0	0	43	7	1,236	413	427	1	841	35
36	181	8	204	62	85	256	255	102	36	0	0	36	5	403	151	89	0	240	36
37	483	5	295	217	240	336	469	266	50	0	0	50	4	793	358	232	0	591	37
38	333	7	188	97	106	326	309	147	66	0	0	66	4	529	189	132	2	323	38
39	409	6	206	190	229	304	372	147	58	0	0	58	9	603	233	195	3	425	39
40	522	5	282	248	328	428	390	268	48	0	0	48	4	884	313	394	0	697	40
41	582	16	306	268	288	328	303	441	48	0	0	48	4	884	313	394	0	697	41
42	395	5	171	157	184	230	303	236	27	0	0	27	2	497	237	164	3	404	42
43	309	9	179	123	158	216	297	184	31	0	0	31	6	497	194	159	2	355	43
44	742	4	328	163	371	540	714	305	48	0	0	48	6	1,074	406	209	2	617	44
Total	18,027	759	11,679	7,159	8,852	14,454	17,210	10,783	2,170	16	22	2,170	177	30,465	12,097	9,387	80	21,564	All

FIFTY NINTH WARD

DIV	REGISTRATION: RACE				REGISTRATION: GENDER			REGISTRATION - POLITICAL PARTY AFFILIATION							OFFICIAL VOTE: PRESIDENT AND VICE PRESIDENT				
	WHITE	BLACK	OTHER	MEN	WOMEN	UNKNOWN	DEMOCRAT	REPUBLICAN	LIBER TARIAN	GREEN	CONSTITUTIONAL	NON PARTISAN	OTHER	TOTAL	DEM. KERRY	REP. BUSH	ALL OTHERS	TOTAL VOTES	DIV
01	9	361	278	86	142	420	579	30	0	0	0	35	4	648	395	5	0	360	01
02	17	407	252	138	202	336	617	22	2	0	0	31	4	676	426	8	0	434	02
03	2	393	288	110	178	385	623	30	0	0	0	27	3	683	459	8	0	467	03
04	52	469	322	182	262	399	753	34	3	0	0	50	3	843	529	28	3	560	04
05	3	453	306	148	221	383	687	26	2	0	0	46	1	762	469	22	2	483	05
06	9	311	229	81	120	348	494	25	0	0	1	24	5	549	309	5	0	314	06
07	14	333	294	89	154	388	554	36	1	1	2	44	3	641	317	17	0	334	07
08	17	325	227	92	164	313	510	28	0	0	0	23	8	569	345	17	0	352	08
09	12	287	311	81	110	419	566	18	0	1	0	23	2	610	281	9	0	290	09
10	9	602	408	166	248	607	921	52	1	0	1	38	6	1,019	624	17	2	643	10
11	6	356	183	93	201	251	491	24	2	1	1	21	5	545	337	22	1	378	11
12	19	320	237	99	199	316	497	30	2	2	2	30	5	576	337	13	0	350	12
13	4	314	219	117	153	317	499	25	0	0	0	20	4	494	404	6	1	413	13
14	5	310	217	87	154	317	499	25	0	0	0	20	4	494	404	6	1	413	14
15	21	318	312	103	154	394	579	33	2	0	0	30	6	652	358	25	0	373	15
16	35	368	364	123	180	464	678	52	0	1	1	49	6	787	504	41	4	549	16
17	152	381	434	198	249	520	797	89	4	1	0	69	7	957	504	41	4	549	17
18	132	262	328	99	215	408	605	63	0	0	0	48	5	722	348	29	3	380	18
19	156	273	381	162	209	449	680	47	4	6	1	71	12	820	471	24	4	489	19
20	83	192	306	78	149	354	424	64	1	1	1	85	5	581	259	29	0	288	20
21	110	267	365	127	179	436	593	49	1	3	2	84	10	742	402	28	4	434	21
22	155	207	270	132	190	310	509	36	5	4	0	72	6	632	387	15	0	402	22
23	17	234	204	93	166	256	459	23	0	1	0	27	5	515	353	9	0	362	23
24	27	232	168	63	126	238	374	23	1	0	1	23	5	427	268	11	0	279	24
25	88	253	317	114	225	329	553	44	2	2	0	60	7	668	398	22	1	421	25
Total	1,164	8,378	7,310	2,856	4,522	9,474	14,643	931	36	27	13	1,072	130	16,852	10,000	471	25	10,486	All

SIXTIETH WARD

DIV	REGISTRATION: RACE			REGISTRATION: GENDER			REGISTRATION - POLITICAL PARTY AFFILIATION						OFFICIAL VOTE: PRESIDENT AND VICE PRESIDENT				TOTAL VOTES	DIV	
	WHITE	BLACK	OTHER	MEN	WOMEN	UNKNOWN	DEMOCRAT	REPUBLICAN	LIBERTARIAN	GREEN	CONSTITUTIONAL	NON PARTISAN	OTHER	TOTAL	DEM. KERRY	REP. BUSH			ALL OTHERS
01	7	188	181	59	109	208	329	17	0	1	0	23	6	376	192	7	0	198	01
02	14	352	281	110	172	365	560	41	1	0	0	38	6	647	363	21	1	385	02
03	5	331	237	94	137	342	508	30	2	0	0	31	2	573	292	12	0	304	03
04	2	317	248	105	133	329	504	28	1	0	0	33	1	567	323	11	0	334	04
05	3	425	297	121	172	432	638	34	2	0	2	43	6	725	404	13	0	417	05
06	7	369	275	120	160	371	573	32	0	0	0	40	6	651	350	18	1	369	06
07	3	320	228	84	152	315	490	25	0	0	1	33	2	551	334	15	0	349	07
08	13	268	170	86	120	245	397	29	0	1	0	22	2	451	244	11	1	256	08
09	39	397	342	158	209	411	674	41	3	6	0	48	6	778	484	20	3	507	09
10	1	315	239	41	141	253	458	15	0	0	0	44	3	775	304	16	0	310	10
11	2	277	231	144	222	367	537	25	0	0	0	42	4	720	414	6	0	493	11
12	4	282	231	89	122	308	437	39	0	0	0	42	4	523	285	13	0	287	12
13	9	267	213	89	134	266	437	20	1	0	0	25	6	489	288	9	0	297	13
14	12	353	233	97	182	319	511	22	0	1	0	37	1	598	341	16	1	358	14
15	5	419	282	139	178	369	634	41	2	1	0	36	4	708	418	12	0	358	15
16	8	441	276	147	210	370	658	40	1	2	0	24	2	727	435	14	1	431	16
17	6	374	244	109	170	347	548	28	0	0	0	27	1	626	361	15	0	450	17
18	3	354	259	110	176	339	560	24	0	0	1	46	3	616	354	7	1	378	18
19	2	378	233	110	189	314	554	35	2	0	0	25	2	613	369	7	0	382	19
20	7	264	163	70	130	234	381	32	0	0	0	20	1	434	288	13	0	396	20
21	5	282	216	80	139	284	461	17	0	0	0	23	1	503	305	10	1	271	21
22	16	353	296	95	160	412	565	39	5	3	1	45	8	667	337	21	0	316	22
23																			23
Total	180	7,849	5,538	2,398	3,688	7,481	12,024	873	23	14	9	740	84	13,567	8,043	307	11	8,361	All

SIXTY FIRST WARD

DIV	REGISTRATION: RACE			REGISTRATION: GENDER			REGISTRATION - POLITICAL PARTY AFFILIATION							OFFICIAL VOTE: PRESIDENT AND VICE PRESIDENT					
	WHITE	BLACK	OTHER	MEN	WOMEN	UNKNOWN	DEMOCRAT	REPUBLICAN	LIBER TARIAN	GREEN	CONSTITU TIONAL	NON PARTISAN	OTHER	TOTAL	DEM. KERRY	REP. BUSH	ALL OTHERS	TOTAL VOTES	DIV
01	55	209	306	85	137	348	471	57	3	0	0	33	6	570	295	51	0	346	01
02	51	231	323	106	128	371	494	60	2	0	1	46	2	605	334	42	1	377	02
03	78	138	371	103	136	348	435	94	5	2	1	48	4	597	291	67	0	358	03
04	61	165	356	98	128	378	462	77	2	0	2	53	6	602	303	72	0	375	04
05	106	115	231	115	138	219	377	86	0	0	0	38	1	472	217	73	0	290	05
06	126	245	327	142	177	499	583	66	2	1	1	58	5	638	492	90	1	983	06
07	146	242	323	146	177	499	583	126	1	0	0	50	4	741	418	79	2	497	07
08	81	184	301	108	138	330	471	80	4	0	0	41	5	574	316	51	1	368	08
09	66	212	308	86	145	351	471	60	4	2	0	51	5	674	336	56	0	372	09
10	92	187	306	109	173	391	527	87	0	0	1	56	2	675	324	73	0	379	10
11	55	209	297	79	126	356	461	51	2	0	0	42	5	565	328	43	2	372	11
12	20	377	364	95	177	489	629	43	1	1	3	79	5	751	369	22	0	412	12
13	57	238	365	86	150	424	552	63	1	0	2	39	5	660	347	42	0	389	13
14	87	219	343	103	162	424	535	78	2	0	0	37	2	649	341	50	1	392	14
15	63	191	292	75	132	339	421	82	0	1	2	39	3	546	285	52	1	338	15
16	86	160	286	89	140	305	416	111	4	1	0	33	3	534	314	57	0	371	16
17	123	145	263	109	143	279	381	111	4	0	0	63	6	698	284	97	4	385	17
18	84	238	374	110	169	417	526	98	3	0	0	35	3	526	272	73	0	437	18
19	80	169	277	101	133	282	397	87	1	0	2	35	4	481	328	23	0	338	19
20	53	225	203	99	160	232	423	27	0	0	0	30	1	481	272	23	0	349	20
21	47	429	357	129	225	479	715	52	1	0	0	60	5	833	512	36	0	548	21
22	78	222	374	109	166	387	559	83	0	1	1	43	3	672	274	29	1	304	22
23	106	194	341	149	195	521	599	55	2	1	2	49	11	641	379	54	1	434	23
24	82	114	210	95	117	204	316	61	2	1	0	31	3	416	230	38	0	268	24
25	82	114	210	95	117	204	316	61	2	1	0	31	3	416	230	38	0	268	25
26	104	202	236	114	160	276	427	85	1	0	1	35	0	541	333	54	1	388	26
27	90	224	273	122	200	270	505	48	2	1	0	34	0	592	352	47	2	411	27
28	36	263	213	84	154	294	480	23	1	0	1	23	4	532	116	14	0	399	28
Total	2,204	6,045	8,700	2,927	4,386	9,636	13,670	1,901	42	17	22	1,185	106	16,949	9,609	1,567	24	11,200	All

SIXTY SECOND WARD

DIV	REGISTRATION: RACE				REGISTRATION: GENDER			REGISTRATION - POLITICAL PARTY AFFILIATION					OFFICIAL VOTE: PRESIDENT AND VICE PRESIDENT																							
	WHITE	BLACK	OTHER	OTHER	MEN	WOMEN	UNKNOWN	REPUBLICAN	LIBERARIAN	GREEN	CONSTITUTIONAL	NON PARTISAN	OTHER	TOTAL	DEM. KERRY	REP. BUSH	ALL OTHERS	TOTAL VOTES	DIV																	
01	251	141	435		152	182	493	641	138	5	3	36	4	827	362	80	2	444	01																	
02	207	149	321		110	138	429	534	101	1	0	38	3	677	311	73	1	365	02																	
03	261	54	214		102	185	282	401	97	0	0	29	2	529	247	70	5	322	03																	
04	261	226	357		108	177	483	636	93	1	0	39	8	778	383	56	0	439	04																	
05	249	66	251		89	154	325	388	144	0	0	31	3	568	220	78	0	298	05																	
06	215	209	426		153	178	519	619	158	3	0	63	4	850	330	72	2	404	06																	
07	244	92	377		128	171	414	599	76	2	0	33	3	713	335	101	2	438	07																	
08	202	129	354		125	177	383	514	121	2	1	42	3	685	328	91	1	420	08																	
09	177	168	385		125	133	452	523	138	2	2	38	5	710	287	48	2	317	09																	
10	192	78	294		126	138	300	443	86	3	1	23	4	564	353	79	0	332	10																	
11	238	183	366		126	185	342	478	108	3	1	41	4	645	285	86	3	446	11																	
12	238	183	366		126	185	342	478	108	3	1	41	4	645	285	86	3	446	12																	
13	233	134	421		143	182	483	573	163	3	2	39	7	788	354	91	2	447	13																	
14	228	140	320		149	188	351	574	172	3	0	36	2	688	326	104	0	430	14																	
15	264	57	307		119	181	328	476	156	1	0	41	0	628	284	112	0	396	15																	
16	261	87	307		123	156	376	484	138	2	1	27	3	855	292	93	3	388	16																	
17	333	55	313		152	187	362	529	140	2	0	26	3	701	288	131	2	431	17																	
18	286	27	239		121	127	304	385	140	2	0	23	2	552	227	117	3	347	18																	
19	292	30	262		119	146	319	387	181	4	2	25	4	584	213	120	3	335	19																	
20	243	41	349		115	158	362	501	86	3	0	28	4	633	293	125	3	421	20																	
21	285	17	208		114	164	232	307	185	0	1	13	4	510	226	87	1	314	21																	
22	364	28	275		147	225	295	524	120	1	0	15	3	687	292	161	1	454	22																	
23	264	24	201		112	151	226	351	120	0	0	15	3	489	207	116	1	324	23																	
24	321	28	235		139	177	286	383	166	1	0	27	4	582	221	108	3	332	24																	
25	345	15	227		146	170	271	370	193	0	0	23	1	587	252	150	0	402	25																	
26	314	40	289		125	185	353	444	165	1	0	30	2	643	278	130	1	409	26																	
Total	6,687	2,235	6,038		3,284	4,330	9,346	12,534	3,448	46	14	20	87	16,960	7,655	2,639	43	10,337	All																	
																		Provisional	73	6	0	0	0	0	0	0	0	0	0	0	138	87	6	0	79	All
																		Absentee and Military	138	87	6	0	0	0	0	0	0	0	0	0	16,960	7,655	2,639	43	206	All

SIXTY THIRD WARD

DIV	REGISTRATION: RACE			REGISTRATION: GENDER			REGISTRATION - POLITICAL PARTY AFFILIATION							OFFICIAL VOTE: PRESIDENT AND VICE PRESIDENT				TOTAL VOTES PRESIDENT	DIV
	WHITE	BLACK	OTHER	MEN	WOMEN	UNKNOWN	DEMOCRAT	REPUBLICAN	LIBERARIAN	GREEN	CONSTITUTIONAL	NON PARTISAN	OTHER	TOTAL	DEM. KERRY	REP. BUSH	ALL OTHERS		
01	424	7	260	169	213	309	287	354	1	1	0	58	10	691	242	252	1	495	01
02	383	2	220	167	201	243	265	308	3	1	3	29	2	611	220	235	3	458	02
03	497	5	339	193	255	393	343	432	9	1	3	51	2	841	281	350	3	634	03
04	390	13	344	182	205	360	313	370	3	2	0	39	0	747	284	261	4	559	04
05	349	4	207	150	196	214	225	300	2	0	1	28	4	580	212	206	6	424	05
06	361	23	483	184	224	459	367	444	3	1	0	47	5	867	309	213	3	525	06
07	474	7	287	147	295	326	458	283	1	0	0	22	4	768	331	171	0	502	07
08	388	7	219	157	212	285	262	315	1	2	0	33	1	614	238	232	3	473	08
09	408	19	235	153	210	299	268	321	1	1	1	43	7	682	283	222	1	466	09
10	453	30	332	180	233	292	298	358	6	0	0	14	1	822	289	222	1	532	10
11	413	34	278	148	214	284	244	344	0	0	0	43	1	628	270	164	4	415	11
12	411	42	274	176	233	314	329	344	0	0	0	43	6	723	310	230	4	513	12
13	477	25	304	194	232	360	380	357	4	4	0	56	6	806	310	243	2	555	13
14	410	7	260	151	233	293	321	308	1	0	0	40	6	677	252	243	4	488	14
15	363	9	274	167	196	303	321	221	1	0	0	50	10	666	302	207	0	509	15
16	330	5	180	151	178	196	172	309	0	0	0	25	9	515	192	204	1	397	16
17	286	0	225	159	167	185	164	328	2	0	0	16	1	511	158	249	1	408	17
18	286	7	297	155	157	278	268	291	2	0	1	27	1	590	240	230	4	474	18
19	324	3	193	143	162	215	237	247	0	0	1	33	2	520	223	197	1	421	19
20	371	5	214	165	200	225	258	295	1	0	0	33	2	590	217	247	1	465	20
21	285	6	202	146	159	198	237	160	1	0	0	32	3	483	244	147	3	394	21
22	472	6	230	170	253	285	484	167	2	0	0	40	3	708	351	116	0	467	22
23	492	1	266	230	271	288	431	283	0	2	1	31	1	759	357	237	2	596	23
24	255	6	176	119	134	166	169	238	1	3	0	28	0	439	190	145	0	335	24
25	264	3	210	121	149	207	287	174	0	0	0	15	1	477	177	151	1	329	25
Total	9,564	248	6,366	4,073	5,214	6,891	7,592	7,541	46	24	11	871	93	16,178	6,633	5,965	54	12,252	All

SIXTY FOURTH WARD

DIV	REGISTRATION: RACE			REGISTRATION: GENDER			REGISTRATION - POLITICAL PARTY AFFILIATION					OFFICIAL VOTE: PRESIDENT AND VICE PRESIDENT					DIV			
	WHITE	BLACK	OTHER	MEN	WOMEN	UNKNOWN	DEMOCRAT	REPUBLICAN	LIBER TARIAN	GREEN	CONSTITU TIONAL	NON PARTISAN	OTHER	TOTAL	DEM. KERRY	REP. BUSH		ALL OTHERS	TOTAL VOTES	
01	387	41	329	128	198	431	404	272	4	1	0	66	10	757	298	155	2	455	01	
02	481	8	288	185	210	382	320	408	2	0	0	44	3	777	281	268	5	554	02	
03	384	14	281	147	162	350	297	337	2	1	1	34	7	679	236	206	3	445	03	
04	364	4	271	143	150	346	272	343	2	0	0	21	1	639	232	204	3	439	04	
05	473	5	358	187	226	443	354	428	0	3	0	51	0	836	322	267	7	596	05	
06	445	4	258	150	175	380	299	371	1	0	0	33	1	705	289	226	4	519	06	
07	301	1	218	110	170	280	290	248	1	1	0	19	1	520	205	178	2	383	07	
08	320	3	266	132	187	300	252	313	0	0	0	42	2	699	332	179	4	517	08	
09	322	9	242	132	188	273	272	302	2	2	0	20	1	582	218	181	0	399	09	
10	396	8	285	143	198	357	324	322	1	0	0	24	2	696	245	179	2	426	10	
11	354	6	246	114	128	291	234	336	1	0	0	24	2	596	245	179	2	426	11	
12	258	12	204	74	119	291	208	248	0	0	0	31	3	484	163	128	2	291	12	
13	352	0	205	134	176	248	197	346	0	2	0	11	2	558	214	232	3	449	13	
14	285	9	220	126	126	272	214	287	1	0	0	21	1	524	183	215	1	399	14	
15	486	53	318	137	281	447	447	388	1	0	0	25	4	865	267	150	1	418	15	
16	342	6	387	173	181	381	371	334	0	0	0	28	2	735	219	198	1	418	16	
17	339	8	232	135	163	281	255	297	4	0	0	19	4	579	219	198	1	418	17	
18	441	47	417	186	257	452	422	441	4	1	0	35	2	905	329	263	5	597	18	
Total	6,570	231	5,104	2,510	3,230	6,165	5,280	6,017	26	10	4	519	49	11,905	4,554	3,811	52	8,417	All	
														Provisional						
														Absentee and Military						

SIXTY FIFTH WARD

DIV	REGISTRATION: RACE			REGISTRATION: GENDER			REGISTRATION - POLITICAL PARTY AFFILIATION							OFFICIAL VOTE: PRESIDENT AND VICE PRESIDENT									
	WHITE	BLACK	OTHER	MEN	WOMEN	UNKNOWN	DEMOCRAT	REPUBLICAN	TARIAN	LIBER	GREEN	CONSTITU	NON	PARTISAN	OTHER	TOTAL	DEM.	KERRY	REP.	BUSH	ALL OTHERS	TOTAL VOTES	DIV
01	487	2	273	203	281	308	444	281	3	3	1	35	5	5	772	240	260	340	285	2	2	582	01
02	436	12	258	172	240	292	408	253	2	1	1	37	2	2	704	280	285	285	285	1	1	526	02
03	294	129	250	125	167	381	433	191	7	0	1	34	7	7	673	300	300	104	104	4	4	408	03
04	669	19	320	242	424	342	727	248	0	1	0	27	5	5	1,008	493	493	177	177	0	0	670	04
05	222	66	210	92	112	294	335	130	2	0	1	28	2	2	498	203	203	68	68	3	3	294	05
06	207	208	255	94	163	413	502	125	1	1	1	39	1	1	670	300	300	81	81	4	4	385	06
07	590	22	377	229	235	525	554	366	4	0	1	60	4	4	889	364	364	307	307	2	2	673	07
08	286	51	259	104	138	354	349	213	1	0	0	29	4	4	596	248	248	131	131	1	1	381	08
09	480	23	282	182	229	374	481	278	2	2	2	40	3	3	785	300	300	215	215	4	4	519	09
10	625	6	358	230	280	479	504	410	6	2	2	42	6	6	889	394	394	281	281	2	2	677	10
11	357	99	269	153	178	354	441	191	2	1	2	38	3	3	685	320	320	140	140	1	1	481	11
12	119	143	227	102	101	286	353	94	1	0	0	30	3	3	489	174	174	109	109	0	0	213	12
13	356	21	206	130	144	309	423	124	2	0	0	21	2	2	493	184	184	72	72	0	0	256	13
14	188	53	194	73	89	273	313	186	3	0	1	38	3	3	500	211	211	84	84	0	0	295	14
15	242	39	219	117	124	282	330	142	0	0	0	24	3	3	549	224	224	137	137	1	1	362	15
16	334	71	316	157	162	426	481	197	3	0	0	54	10	10	777	324	324	155	155	2	2	481	16
17	219	156	255	110	188	332	462	176	3	2	2	27	8	8	630	317	317	74	74	2	2	393	17
18	385	8	215	133	188	275	363	131	2	2	2	25	6	6	578	238	238	175	175	2	2	415	18
19	756	41	436	305	487	431	919	267	3	0	0	39	5	5	1,233	640	640	232	232	1	1	873	19
20	370	2	192	120	173	271	402	132	2	0	1	24	3	3	564	252	252	142	142	0	0	394	20
21	379	15	216	128	177	307	396	183	0	2	2	24	5	5	638	261	261	207	207	1	1	417	21
22	423	4	211	150	185	303	381	221	1	2	0	31	2	2	638	31	31	3	3	0	0	470	22
23	423	4	211	150	185	303	381	221	1	2	0	31	2	2	638	31	31	3	3	0	0	470	23
Total	6,786	1,160	6,007	3,445	4,626	7,882	10,402	4,585	53	18	16	805	96	96	15,953	8,986	8,986	3,760	3,760	39	39	10,614	All

SIXTY SIXTH WARD

DIV	REGISTRATION: RACE			REGISTRATION: GENDER		REGISTRATION - POLITICAL PARTY AFFILIATION							OFFICIAL VOTE: PRESIDENT AND VICE PRESIDENT					DIV
	WHITE	BLACK	OTHER	MEN	WOMEN UNKNOWN	DEMOCRAT	REPUBLICAN	LIBERARIAN	GREEN	NON PARTISAN	OTHER	TOTAL	DEM. KERRY	REP. BUSH	ALL OTHERS	TOTAL VOTES		
01	403	16	210	135	161	333	337	237	2	1	1	50	286	161	0	437	01	
02	288	2	126	105	128	163	171	223	1	0	0	20	418	165	1	309	02	
03	372	6	147	154	164	207	254	237	0	1	0	29	215	181	0	396	03	
04	292	2	154	129	127	192	244	172	2	0	0	27	448	138	1	326	04	
05	316	23	283	118	152	352	283	302	2	0	0	29	622	239	2	378	05	
06	348	1	214	139	178	245	314	234	0	0	0	15	208	204	2	414	06	
07	515	17	472	241	185	895	642	506	2	0	0	13	465	266	0	731	07	
08	430	1	186	189	200	208	295	166	1	0	0	9	587	211	4	801	08	
09	302	36	207	144	154	247	293	218	2	0	0	27	232	192	4	447	09	
10	424	2	144	162	207	201	250	300	1	1	0	30	545	208	0	403	10	
11	404	32	190	137	189	300	353	231	5	0	2	18	570	208	4	419	11	
12	319	2	181	126	145	231	277	188	1	0	2	30	626	156	4	435	12	
13	428	4	224	157	193	306	339	263	1	2	0	24	502	207	1	369	13	
14	428	6	224	157	193	306	339	263	1	2	0	24	502	207	1	369	14	
15	428	6	224	157	193	306	339	263	1	2	0	24	502	207	1	369	15	
16	428	6	224	157	193	306	339	263	1	2	0	24	502	207	1	369	16	
17	428	6	224	157	193	306	339	263	1	2	0	24	502	207	1	369	17	
18	418	4	194	143	211	262	292	218	2	0	0	10	588	225	2	457	18	
19	414	34	247	163	208	324	398	243	1	0	0	34	616	199	4	428	19	
20	429	15	248	158	178	356	392	245	3	1	0	43	695	214	3	470	20	
21	526	20	346	238	266	490	501	412	4	1	2	62	894	288	162	5	465	21
22	456	4	250	163	212	339	344	311	0	0	0	54	714	291	0	641	22	
23	342	25	185	130	168	254	332	162	4	0	2	29	552	210	165	3	504	23
24	328	3	124	130	135	190	205	233	1	0	0	16	455	208	1	376	24	
25	441	10	209	183	198	279	335	285	1	0	0	35	660	200	2	355	25	
26	441	10	209	183	198	279	335	285	1	0	0	35	660	200	2	355	26	
27	323	6	185	106	133	285	276	209	0	1	1	38	524	154	0	364	27	
28	437	1	203	144	184	254	294	254	2	0	0	32	684	270	2	421	28	
29	497	1	203	203	254	254	365	365	2	0	0	39	701	328	1	520	29	
30	445	0	148	160	193	240	288	286	1	0	0	18	593	221	0	466	30	
31	379	5	220	152	174	278	331	235	4	0	0	33	604	208	0	450	31	
32	370	67	262	142	192	365	410	214	3	2	0	62	699	137	1	432	32	
33	466	33	258	197	223	337	386	322	2	0	0	35	757	288	0	527	33	
34	398	0	163	164	165	233	263	251	1	0	0	35	562	204	1	421	34	
35	398	0	163	164	165	233	263	251	1	0	0	35	562	204	1	421	35	
36	538	7	282	217	257	353	396	417	1	0	0	46	827	318	6	610	36	
37	350	69	242	131	160	380	385	186	4	2	1	81	671	209	112	321	37	
38	450	6	239	159	200	336	250	394	4	0	0	44	695	238	2	502	38	
39	429	56	220	174	210	321	391	277	1	1	0	32	705	200	2	487	39	
40	340	11	156	124	143	240	287	192	2	0	0	26	507	152	1	350	40	
41	384	128	303	150	194	471	504	250	3	1	0	50	815	174	2	528	41	
42	530	4	224	111	158	289	280	211	0	0	0	24	766	205	4	420	42	
43	387	5	218	140	178	280	319	248	1	0	0	33	608	228	2	455	43	
44	387	5	218	140	178	280	319	248	1	0	0	33	608	228	2	455	44	
45	261	1	177	101	133	225	233	195	1	0	0	27	459	156	1	340	45	
46	433	2	158	166	211	216	178	399	0	1	1	11	593	209	253	2	464	46
Total	18,660	929	9,938	7,228	8,653	13,646	14,801	12,732	88	23	22	1,695	29,527	11,811	9,593	6	21,487	All

POLLS OPEN 7 A.M. POLLS CLOSE 8 P.M.

Guide for Election Officers in Philadelphia County

A Supplement to Election Seminars Conducted by the City Commissioners

Election Day Checklist

- Judge of Elections picks up Election Material Box at the appropriate location for their Ward as listed on the last page of this Guide.
- All Election Officers report to their polling place at 6:30 AM on Election Day. Check Ward / Division Tag on machines.
- Election Officers are sworn in and sign the Oath of Office. The Judge assigns the officers to specific duties (Page 2).
- Election Officers prepare the polling place for opening (Page 2).
- Setup the ELECTronic 1242 Voting Machines (Pages 9 & 10).
- Open the polls promptly at 7 AM.
- Begin Voting Procedures (Pages 3 - 8).
- Voting Procedure - Absentee Voters List (Page 15).
- Operation and activation of ELECTronic 1242 Voting Machine for voters (Page 12 - 14).
- Close the polls promptly at 8:00 PM, following instructions (Pages 15).
- Machine Tabulation of election results, printing 7 copies of the election results (Page 15 - 16).
- All Election Officers sign all copies of the election results receipts (Page 16).
- Place FIRST (longest) results receipt tape from each machine into white RTC Envelope and place RTC Envelope into colored, vinyl Cartridge-Results Bag (Page 16 & 18).
- Remove results Memory Cartridge from each machine and place into colored, vinyl Cartridge-Results Bag (Page 16 & 18).
- Place Absentee Voters List into the colored, vinyl Cartridge-Results Bag (Page 18).
- AFTER results and Cartridge have been removed from each machine, remove the curtain, close and seal the voting machines (Page 17).
- WAIT for Police Officer to pick up vinyl Cartridge-Results Bag.
- Pack and return Election Materials Box and Payroll by 2 AM.

A Message from the Philadelphia City Commissioners

We take this opportunity to express our appreciation to you for your services to the community as an election officer.

We commend you for your excellent service in helping Philadelphia with its smooth transition to new electronic voting machines in May 2002 and in every election since.

This Guide for Election Officers was prepared for your convenience in reviewing information you have learned at the Election Seminars conducted by the City Commissioners prior to each election. It is in the best interest of election officers to attend these seminars in order to fully acquaint themselves with voting machine operation and Election Day procedures.

Instructors at Election Seminars will advise all election officers of any last minute changes in the law or other pertinent matters which may affect polling place procedures.

In anticipation of such changes, this Guide provides space on the last page for you to make notes of any changes or last minute additions. We also suggest that you use this space to write down the names, and phone numbers of your fellow Election Board members for your convenience in contacting them

about election matters. It is hopeful that this Guide and your supplemental notes will put all the information you need for operating your polling place at your fingertips on Election Day.

We ask that you fully review the procedures for setup and operation of Philadelphia's ELECTronic 1242 voting machines.

The other sections of this Guide provide detailed information for you to fulfill your duties as Election Officers. Under the Pennsylvania Election Code, it is up to you to see to it that the laws are followed and important decisions concerning voting procedures are made properly. Use this power wisely. Be stern if the situation calls for it, but be fair, and above all be impartial.

Prior to Election Day give some thought as to what must be done and how best to organize your Board to accomplish these duties. Use the phone numbers

on the back of this Guide, or on the front of your registration pollbooks to report any problems on Election Day.

The Election Day Checklist, printed above, may also be used as a Table of Contents to direct you to more detailed information in the various sections of this Guide.

The City Commissioners take this opportunity to thank all those involved in the preparation of this Guide, especially the staff members of the City Commissioners, the Committee of Seven, and personnel from Danaher Controls, the manufacturer of the new ELECTronic 1242 voting machine. We believe it will make it easier for you to perform your important duties in conducting elections.

Again our thanks to all Election Board members for your public service to your community, guiding the election process. We also thank the Ward Leaders and Committee Persons who assist in finding Board members, registering citizens and informing voters of the election process. You are all an integral part of this important civic act in enfranchising the electorate.

NEW – 2006 – Audio Voting Keypad/Headphones for Visually Impaired

The Help America Vote Act of 2002 requires that beginning January 1, 2006, all States and Counties use voting machines that provide individuals with a disability the opportunity to privately and independently cast their ballot. Our voting machines were accessible to persons who use a wheelchair. Our employees recently

upgraded our voting machines to include an Audio device (a hand held Keypad and Headphones) to allow visually impaired voters, who are physically unable to vote unassisted using the visual full face ballot sheet, lights, and numbered buttons, the opportunity to privately and independently cast their ballot.

INSTRUCTIONS: OPEN / SETUP VOTING MACHINES AND INSTALLING THE AUDIO KEYPAD / HEADPHONES – PAGE 10 & 11
ACTIVATING OR SETTING THE MACHINE FOR USE BY VOTERS – PRIMARY ELECTIONS = PAGE 13; GENERAL ELECTIONS = PAGE 14

PREPARING FOR THE ELECTION

1. **Contact Your Election District Officials:** About three months before the Election, contact your fellow polling place officials to determine if everyone is going to be available to work on Election Day.

2. **Attend Training: Polling Place Official Training usually starts in early March for the Primary Election and the day after Labor Day for the November General Election.** Poll Officials who were elected to their position will receive a notice of the date and time of the training for their Ward / Division approximately 2 weeks before the Training. Please contact the other Polling Place Officials in your Division to inform them of the Training date. You may also call our office at 215-686-1520 to inquire as to the Training dates for your Ward.

3. **Review Training Pollworker Guide:** You will be provided a copy of the City Commissioners Pollworker Training Guide Newspaper at the Training Seminars. Read this Guide carefully before the election. It contains the information, and telephone numbers you need to conduct a successful election.

4. **Watch Voting Machine Training Video:** During the 2002 implementation of the electronic voting machines we provided every Poll Official who attended Training a Pollworker Voting Machine Training Video. We also distributed an updated machine training video in the Fall 2005 training seminars that included instructions for the Audio Keypad / Headphones device for visually impaired voters who are unable to see or read the visual ballot.

Additionally, every election the City Commissioners and the City's Cable TV Office air the Pollworker Voting Machine Training Video on the City's Cable Access Channel 64.

Two weeks before every election the City Commissioners Office will mail a notice to those Poll Officials who attended Training that details the date and time that the video will be aired. The tape is aired on six different days at various times during the week before each election. Please contact your fellow Poll Officials to inform them of the airing.

5. **Pickup Election Materials:** The Election Material Boxes are distributed the Saturday, Sunday and Monday before Election Day. Materials must be picked up by 4:30 PM on Monday. The distribution location for your Ward is printed on the back page of this Pollworker Training Guide Newspaper.

The Judge of Elections, or someone designated by the Judge with the consent of the Minority Inspector, must pickup the Election Materials Box containing all needed documents and supplies for conducting the election as early as possible.

6. **Check Polling Place & Voting Machines:** Poll Officials are advised to check their polling place before Election Day to insure that the correct voting machines have been delivered for the Ward and Division.

Check the Ward and Division Number card in the vinyl pocket located near the handle on each machine in your Division. If the Card indicates that you have the wrong machines and there is more than one Division in your polling place building check the Card on the other machines.

If the wrong machines were delivered, or none delivered, you should contact the Commission's Voting Machine Warehouse at 215-686-3944.

Duties and Responsibilities of the Election Board

Who Serves ?

The Election Board consists of the following members:

1. Judge of Elections (Elected to Office)
2. Majority Inspector (Elected to Office)
3. Minority Inspector (Elected to Office)
4. Clerk (Appointed by Minority Inspector)
5. Machine Inspector (Appointed by City Commissioners)
6. Bilingual Interpreter (In some qualifying Divisions a bilingual interpreter may serve as appointed by the City Commissioners)
7. Overseers (May be appointed by the Court of Common Pleas)
8. Poll Watchers (Appointed by candidates or political committees). Each certified Poll Watcher must have a certificate, issued by the City Commissioners.

RESPONSIBILITIES OF THE JUDGE OF ELECTIONS

The Judge of Elections is responsible for the overseeing of the entire election process and voter activities for his or her Division. Each Judge is charged with conducting the polling place in accordance with Federal and State election laws as instructed in this Guide.

Before the Election

1. Attend your scheduled Election Training Seminar.
2. Pick up all election materials the weekend before the election at the designated Police Station and store them in a secure, safe place until the election.
3. Contact the other members of your Division Election Board before the election and arrange to meet them at the polling place no later than 8:30 AM the day of the election.

The Day of the Election

1. Meet all Election Board members at 6:30 AM. If all members are not present, the Judge should contact the missing members immediately.
2. Once assembled, all Election Board members must be sworn in by the Judge. The Judge is sworn in FIRST by the Minority Inspector. The officials form with the printed Oath of Office is inside your Election Materials Box. Immediately after being sworn in, all Election Board members sign their Oath of Office. The Judge must return the original oath form with all other election materials to our Office at Delaware Ave. & Spring Garden St.; the Minority Inspector retains the carbon copy of the Oath.
3. Prepare the polling place for opening.
4. Appoint Board members to specific duties.
5. Open the Polls.
6. Instruct voters in the use of the voting machines (Page 4).
7. Assign relief periods and fill in vacancies as required (Page 2).
8. Enforce voting regulations at the polls (See Violations, Page 2).
9. The Judge closes the polls at 8:00 PM.
10. The Judge makes sure that the FIRST (longest) results receipt from each machine, the memory cartridge from each machine, and the Absentee Voters Lists are placed into the colored vinyl Cartridge Results Box for pickup by a Police Officer. Wait for the Police.
11. All other materials are to be re-packed into the Election Materials Box and returned to Riverview Place at Delaware Ave. & Spring Garden St. no later than 2 AM after the close of the polls. The Judge is responsible for return of ALL voting materials.

Responsibilities of Majority Inspector, Minority Inspector and Clerk

1. Report to polling place no later than 6:30 AM on the day of the election.
2. Be Sworn into office by the Judge of Elections.
3. Sign the Oath of Office (Illustration Page 1).
4. Prepare the polling place for 7 AM opening.
5. Receive assignments from the Judge of Elections.
6. Instruct voters in the use of the voting machines.
7. Enforce voting regulations at the polls.
8. Close the polls at 8 PM.
9. Sign all printed copies of the election results receipts printed by each voting machine.

Responsibilities of Machine Inspectors

1. Report to the polling place no later than 6:30 AM.
2. Be sworn into office by the Judge of Elections.
3. Sign the Oath of Office. (Illustration Page 1).
4. In districts in which there is more than one voting machine, the Machine Inspector is responsible for

preparing the voting machines so that the voter may cast their ballot.

5. In **Primary Elections** the Machine Inspector obtains the party of each voter from the official in charge of the pollbook and sets the machine for visually abled voter's party by pressing the Party button and Officer's Control button on the Operator's Panel on the rear of the voting machine.

6. In **General Elections** the Machine Inspector sets the machine for all visually abled voters by pressing only the Officer's Control button.

Responsibilities of Overseers

1. Overseers are appointed by the Court of Common Pleas on the petition of five or more registered electors of any election district as a precaution to secure fairness in any election. Two overseers, both registered voters of the district, but belonging to different political parties, oversee the entire election process in the district, including conduct of election officers, and make such report to the Court as ordered at the time of appointment.

2. If appointed by the Court, the Overseers shall report to the polling place no later than 6:30 AM, be sworn into office by the Judge of Elections, and sign the Oath of Office.

(Overseers are NOT poll Watchers. Their responsibilities are similar to other Election Board Members. If a dispute arises between election officers, the two overseers, if in agreement, shall decide the matter)

Filling Vacancies on the Election Board

If any of the following Board members fail to appear by 7 AM, the vacancy must be filled in the following manner:

JUDGE--The Majority Inspector appoints a Judge.

MAJORITY INSPECTOR-- The Judge appoints a Majority Inspector.

MINORITY INSPECTOR-- The defeated candidate for Judge at the last election in which officers were voted upon shall serve, if available.

NOTE: If any vacancies in the offices of Judge or Inspectors have not been filled by 7:30 AM, the qualified voters of the district present at the polls shall then hold a "curbside" election to fill the office(s).

CLERK-- The Minority Inspector appoints a Clerk.

MACHINE INSPECTOR-- This position is appointed by the City Commissioners. Should a vacancy exist, notify the City Commissioners by calling 215-686-3489.

Relief Periods

It is the responsibility of the Judge of Elections to assign brief relief periods to Election officials during the course of Election Day. The Judge should schedule these relief periods so that only one member of the Election Board is absent at any one time.

These relief periods should be scheduled at off-peak hours in order that the remaining Board members can fill in on the duties of the absent member until he or she returns.

IT IS A VIOLATION OF THE ELECTION CODE FOR ANY UNAUTHORIZED PERSON TO ASSIST IN THE CONDUCT OF AN ELECTION, during relief periods or at any other time in the course of an election.

The Judge may designate and will oversee someone to assist with moving and positioning the voting machines prior to opening the polls, if necessary.

Laws/Violations/Regulations

It is a violation of the Pennsylvania Election Code to:

1. Permit election officials to act without being sworn.
2. Permit illegal assistance to voters.
3. Make false entries.
4. Destroy or alter registration affidavits, results receipts/tapes, or any other official records.
5. Permit unqualified persons to vote.
6. Bribe or attempt to bribe voters.
7. Tamper with voting machines.
8. Drive away poll Watchers.
9. Permit an elector to see his or her signature on the registration record before he/she signs the voter's pollbook.
10. Assault anyone at the polling place.

The above list covers only a few of the possible violations of the Election Code which could occur at the polls on Election Day. So that you, as an

Election Board member, do not unknowingly violate the law, you should learn as much as you possibly can about election procedures.

Your materials box contains a Penalties card which fully lists violations and penalties.

The best way to familiarize yourself with the Election Code is by attending both an Election Seminar and thoroughly studying this guide. Prior to each Primary and General Election, the City Commissioners schedule seminars with election officers in different sections of Philadelphia. These instructional sessions are open to the general public in addition to election officers, Committeepersons and all Election Board members are urged to attend one or more of the seminars to acquaint themselves with election procedures and law.

You may also review the General Instructions, Federal Voting Rights and Penalties Posters that are in your election materials box and which you must post in the polling place.

Responsibilities of Poll Watchers

Official poll Watchers are issued Watcher Certificates by the City Commissioners, as requested by candidates or political parties, after a review of the voter registration files. Watchers do not have to live in the Division in which they watch, but they must be registered electors in Philadelphia. The primary responsibility of Poll Watchers is to WATCH the election process as representatives of their candidate or political party.

Primary Election Watchers

During Primary Elections, each candidate is entitled to request two (2) Watcher Certificates per Division for his or her district.

General Election Watchers

Each political party is entitled to request three (3) Watcher Certificates per Division AND each candidate is entitled to request two Watcher Certificates per Division in his or her district.

Non-Resident Watchers

Non resident poll Watchers are now issued Watcher Certificates by the City Commissioners. These are issued to Watchers who request a Certificate for a Division other than the Division in which the watcher is registered.

NEW STARTING 2005 - Watchers are only permitted to be issued one Certificate for one Election District, but are permitted to use that Certificate to watch in ANY Ward / Division in Philadelphia.

All Watcher Certificates will have the Watcher's name, addresses, and the Ward and Division the Watcher requested to watch listed on the certificate.

Certified Watchers are permitted to be present in ANY polling place during Election Day and during the tabulation of results after the polls close at 8 PM in accordance with the following requirements of the Election Code:

1. All Watchers must have a valid Watcher Certificate, issued by the City Commissioner's County Board of Elections. Each Watcher must carry the Certificate on his/her person at all times during the course of the election. Watchers must show these Certificates on request to members of the Election Board. (Illustration on Page 15.)
2. During voting hours (7 AM - 8 PM) only one Watcher for each party or candidate is to be permitted in the polling place room at any given time. After the polls close ALL watchers are to be permitted inside the polling place to watch the Division vote tabulation.
3. Only when there are NO voters present in the polling place, a Certified Poll Watcher, upon request and presentation of their Certificate to a Poll Official, may inspect the Voting Check List (Pollbook) and Number Two and Number Four books. Once a voter enters the polling place Poll Official must stop the inspection.

4. Watchers MUST remain OUTSIDE the enclosed area - the area directly in front of, beside or behind the voting machines - while in the polling place. (See Polling Place Diagram on Page 3)

5. Watchers MAY NOT INTERFERE with the voting process. If they believe something to be wrong or irregular in the election procedure, they should report it to their candidate or party.

No person is to be permitted in the polling place except: Division Board Members, voters in the act of voting, persons providing authorized voter assistance or language translations, certified poll Watchers, County election personnel, and law enforcement personnel summoned by the Judge.

OPENING THE POLLING PLACE

1. Arrive at the Polls Early

- a). The entire District Election Board must meet at the Polling Place by 6:30 AM.
- b). If the Polling Place building is not open call our office at:
(215) 686-1523
- c). Check the WARD and DIVISION Card on your voting machines. If the machines are for a different DIVISION and there are other DIVISIONS in your building, check the Card on the other machines. If you have machines for the wrong DIVISION call the Voting Machine Warehouse at:
(215) 686-3944

2. Organize the District Election Board

- a). **OATH** – Before the opening of the polls, all District Election Officials MUST take and sign the Oath provided with the Election Day supplies. At the close of the polls, the signed oaths are returned to the Elections Office along with the rest of the election materials.
- b). Fill Vacancies in Election Board – If any Election Board Member or Poll Official fails to report to the polling place, the vacancy must be filled according to the procedures outlined on Page 2 of this Guide.

3. Prepare the Polling Place

- a). District Election Officials set up the voting machines in a clearly defined, enclosed area, within plain sight of the rest of the room.
- b). Only individuals who have been deemed eligible and are in the process of voting are to be allowed within the enclosed area (even Poll Watchers are not allowed within this area while the polls are open).

4. Open and Prepare Voting Machines

- a). Open and Prepare the voting machines.
COMPLETE INSTRUCTIONS FOR THE VOTING MACHINES BEGIN ON PAGE 10.
- b). One Counter / Seal Card was delivered in the bottom of one of your voting machines. During the opening and preparation of the voting machines the Election Board Officials MUST check and write the following numbers on the Card:
 - Write the Serial Number of each machine and the machine case Seal Number of each machine on the Counter Seal.
 - Break the machine case seal and open the machines (Illustrations Page 10).

- Write the Seal Number from the white Open Polls Seal (Illustrations Page 10) from each machine in the appropriate blocks on the Counter Seal Card.
- Write the Protective Counter Number (Illustrations Page 11) for each machine in the appropriate blocks on the Counter Seal Card.

5. Set Up Materials

- a). **Open Election Materials Box** - The Judge of Election must open the sealed Election Materials Box containing ballots and supplies and remove the materials.
- b). **Check Materials** - District Election Officials must check to confirm that all required election materials for the Division have been provided in the Election Materials Box. The Election Day supplies should include the following items:
 - District Register (Pollbook)
 - Voters who applied for an Absentee Ballot (Green Slips)
 - Number 2 & 4 Books (List of voters)
 - Proper number of Provisional Ballots and related materials

A List of all Materials is on a Sticker on the inside of the Materials Box Lid. If you are missing any materials call: (215) 686-1530

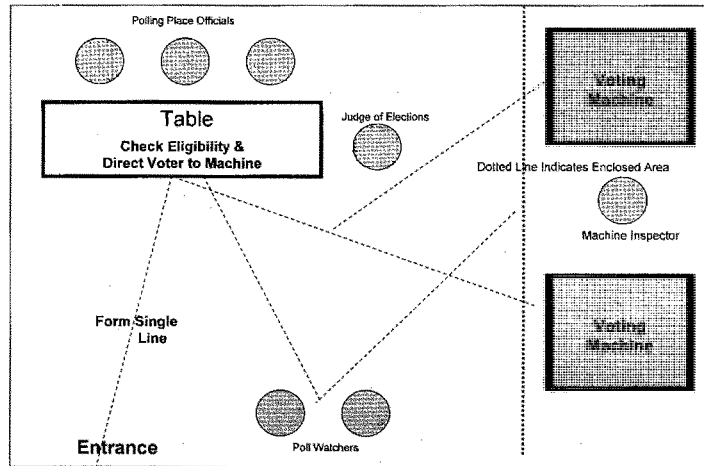
6. Post All Notices

Federal and State Laws require that District Election Officials must post certain Bilingual English / Spanish Notices within the polling place so that voters can see them before they begin the voting process.

All of the notices that are required to be posted at your polling place are bilingual, with English on one side and Spanish on the other side.

- Post at least (1) English and (1) Spanish *Instructions Card* (Yellow).
- Post at least (1) English and (1) Spanish *Penalties Card* (Pink).
- Post at least (1) English and (1) Spanish *Individual's Rights under Federal Law Card* (Blue).
- Post *Sample Ballots*. Post at least one inside the polling place. You should also post one or two on the walls outside the polling place.
- Post plain English statements for ballot questions (if applicable).
- Post Absentee Voters List.

Sample Voting Room Diagram



- Polling Place Locked ?Call 215-686-1523 or 215-686-1520
- Voting Machine Questions & Problems ?Call 215-686-7800
- Missing Election Materials ?Call 215-686-1530
- Voter Registration Eligibility Questions or Problems ?Call 215-686-1590

VOTER ELIGIBILITY

As each person enters the polling place to cast his or her ballot, the following steps must be followed before permitting the person to vote:

A. CHECK YOUR POLLBOOK - IS THE PERSON'S NAME IN YOUR POLLBOOK ?

The officer in charge of the District Register-Pollbooks MUST call out the person's name so that others in the polling place can hear it and must determine if the person is listed as a registered eligible elector by checking the District Register - Pollbook to see if the person's name and other voter registration record information is listed.

B. YES - THE NAME IS IN YOUR POLLBOOK

If the person's voter registration record is listed in the pollbook, they are registered, and eligible, however first you must:

1. CHECK THE VOTER'S POLLBOOK SIGNATURE BOX

Check the box where the voter places his or her signature for messages listed in Steps a, b, c, and d below to determine if the voter is required to provide approved identification or complete an Affirmation of Elector form before signing their name in the pollbook. Check for the following messages:

a). NO MESSAGE - ACTIVE VOTERS

If the box is empty, with no messages, the officer shall enter his or her initials and the voter's Admission Number in the appropriate boxes on the voter's record in the pollbook and have the registered voter place their signature in the signature box. Once the voter has signed the pollbook, direct them to the next available voting machine.

b). AFFIRMATION REQUIRED - INACTIVE VOTER

If the box contains the word "AFFIRMATION REQUIRED", as in the Pollbook illustration on page 4, then this INACTIVE voter must complete an AFFIRMATION OF ELECTOR form, BEFORE you allow them to sign the pollbook.

- If the voter has moved from the address of registration listed in your pollbook they must print their name and date of birth, complete Section A providing us with their old and new address, and complete Section C, placing their signature on the Affirmation. (See Affirmation illustration on Page 4).

- If the voter still lives at the address of registration listed in your pollbook they must print their name and date of birth, complete Section B confirming their current address, and complete Section C by placing their signature on the Affirmation

Once the INACTIVE voter has completed and signed the AFFIRMATION and Pollbook, they must be permitted to vote on the next available voting machine. The officer shall enter his or her initials and the voter's Admission Number in the appropriate boxes on the voter's record in the pollbook and have the registered voter place their signature in the signature box. Once the voter has signed the Pollbook, direct them to the next available voting machine.

c). ID REQUIRED

If the box contains the words "ID REQUIRED", as in the Pollbook illustration on page 4, then this is a voter who is voting in your Division for the first time since registering. New Federal and State laws require that first time voters provide identification before voting. The voter must provide you with one of the APPROVED forms of IDENTIFICATION BEFORE you allow them to sign the pollbook.

The approved forms of identification are listed in the box to the right and on the Election News Poster which you have posted on one of the polling place walls.

- If a registered elector, whose box is marked ID REQUIRED, has provided approved identification, they must be permitted to vote on the voting machine. The officer shall enter his or her initials and the voter's Admission Number in the appropriate boxes on the voter's record in the pollbook and have the registered voter place their signature in the signature box. Once the voter has signed the pollbook, direct them to the next available voting machine.

- If a registered elector, whose box is marked ID REQUIRED, under this Section c) or Section d) below, is unable or unwilling to provide you one of the approved forms of IDENTIFICATION, then that voter MUST vote by a paper PROVISIONAL BALLOT.

IMPORTANT: INDIVIDUALS WHO VOTE BY PROVISIONAL BALLOT DO NOT SIGN THE POLLBOOK.

Make sure the Clerk or one of the Inspectors write the Provisional voter's name in the back of # 2 Book and # 4 Book but write "PROV" instead of an admission number.

Detailed instructions for voting paper PROVISIONAL BALLOTS IS ON PAGES 6 thru 8 OF THIS GUIDE.

d). AFFIRMATION & ID REQUIRED

If the box contains the words "AFFIRMATION & ID REQUIRED", as in the Pollbook illustration on page 4, the voter must complete and sign the AFFIRMATION OF ELECTOR form AND also show you one of the approved forms of IDENTIFICATION in accordance with the procedures in steps b) & c) above.

C. NO - THE NAME IS NOT IN YOUR POLLBOOK

If the person's name is not in your District Register - Pollbook please re-check the book carefully.

If you cannot find the person in your pollbook ask the person if they have a Voter's Identification Card to check if they are at the right Division polling place.

If the person was recently married, check under the person's prior last name.

If the person uses a hyphenated last name or has more than one last name check all variations of the name, (i.e - Smith-Doe, check both Smith and Doe)

Remember to check any Supplemental Pollbook pages that would have been given to you in a manila envelope when you picked up your Election Materials Box.

Division polling place officials are powerless to grant an individual the right to vote on the voting machines, even though they may believe the registration records to be in error.

THE BEST WAY TO RESOLVE THIS ISSUE IS FOR YOU OR THE VOTER TO CALL THE VOTER REGISTRATION OFFICE FROM THE POLLING PLACE.

CALL	215-686-1590	215-686-1500
	215-686-1505	215-686-1509

The office staff will check the central computer files and determine if the person is registered and provide the location of the polling place where the person's name will appear in the Pollbook.

If the person's record was incorrectly transferred to another Division or County, based upon information from PennDOT or the U.S. Postal Service, we can review the files and resolve the issue over the telephone.

IF YOU, AND THE VOTER REGISTRATION OFFICE, CANNOT LOCATE THE PERSON'S NAME IN THE POLLBOOK OR THE CENTRAL COMPUTER FILES, THEN THE PERSON MUST BE PROVIDED THE OPPORTUNITY TO VOTE ON A PAPER PROVISIONAL BALLOT.

ELECTION COURT - COURT ORDERS

Effective December 9, 2003 a person appearing at your polling place with a COURT ORDER MUST VOTE ON A PAPER PROVISIONAL BALLOT UNLESS THEIR REGISTRATION IS LISTED IN YOUR POLLBOOK.

IMPORTANT: If a person appears at your polls with a Court Order - check your pollbook BEFORE you give them a Provisional Ballot. IF YOU:

- FIND THE PERSON'S registration record in your pollbook, write IN BOOK on the Court Order, follow the normal procedures for voters whose name is in the pollbook under the left hand column B of this page.
- DO NOT FIND THE PERSON'S registration record in your pollbook, then the person must vote on a paper PROVISIONAL BALLOT.

YOUR PROVISIONAL BALLOT INSTRUCTIONS BEGIN ON PAGE 6 OF THIS GUIDE.

APPROVED FORMS OF IDENTIFICATION

FOR FIRST TIME VOTERS:

If the person's voting signature box has the message "ID REQUIRED" in light gray, then this person is voting in your Division for the first time since registering at their address. They are required to show the polling place official one of the following forms of photo identification.

1. APPROVED PHOTO IDENTIFICATION (Must be Valid):

- PA Driver's License or ID Card issued by PennDOT
- ID issued by U.S. Government
- ID issued by any Commonwealth of Pennsylvania Agency
- U.S. Passport
- U.S. Armed Forces ID
- Student ID
- Employee ID

If the first time voter does not have any of the above photo identification then they may use any of the following approved non-photo identification.

2. APPROVED NON-PHOTO IDENTIFICATION:

(Must include the name and address of the elector)

- Voter Identification Card issued by the Voter Registration Division.
- Non-Photo ID issued by the Commonwealth of Pennsylvania
- Non-Photo ID issued by the U.S. Government
- Firearm Permit
- Current bank statement
- Current utility bill
- Current paycheck
- Government check.

If a registered elector, whose box is marked ID REQUIRED, is unable or unwilling to provide you one of the above approved forms of ID, then that voter MUST vote by a paper PROVISIONAL BALLOT.

POLLBOOKS & AFFIRMATIONS

ILLUSTRATION: DISTRICT REGISTER - POLLBOOK PAGE

The illustration shows a sample of a District Register - Pollbook Page. It contains four voter records, each with the following fields: Name, Birth Date, Party, Address, ID Number, and Registration Status. Each record also includes a signature box with a handwritten signature, a 'No Signature on File' box, and a section for affirmations and ID requirements. The affirmations include checkboxes for 'I HEREBY AFFIRM MY CURRENT RESIDENCE AT THE REGISTERED ADDRESS' and 'I HEREBY AFFIRM THAT I HAVE CHANGED RESIDENCE AT THIS NEW ADDRESS'. The ID requirements section includes checkboxes for 'I HEREBY CERTIFY THAT I AM QUALIFIED TO VOTE AT THIS POLLING PLACE' and 'I HEREBY CERTIFY THAT I HAVE NOT VOTED BY CIVILIAN, MILITARY, VETERAN, OR ALTERNATIVE BALLOT'. The records are for: EDWARDS, GWENDOLYN; EDWARDS, IESHA T.; EDWARDS, ROBERTA; and ENGLISH, DONNA M. The page is labeled 'Philadelphia County Board of Elections' and 'Ward 25, Division 28, Book 1 of 3, Page 31 of 73'.

POLLBOOK REMINDERS

If an individual's name and voter record is listed in the pollbook the voter is a qualified, registered elector and you must permit the elector to vote, after following the procedures under Voter Eligibility on Page 3 of this Guide.

If the registration signature image box in the middle of the voter's record in the pollbook has No Signature on File, the Voter Registration Office was unable to capture an image of the elector's signature from the elector's registration application, however the elector is eligible and must be permitted to vote, after you follow the procedures under Voter Eligibility on Page 3 of this Guide.

The chart below summarizes the things a voter must do for each of the messages that may appear in the voting signature box.

VOTER REQUIREMENTS CHART	
VOTING SIGNATURE BOX MESSAGE	VOTER ACTION REQUIRED
1. NO MESSAGE	1. VOTER SIGNS POLLBOOK
2. ID REQUIRED	1. SHOW APPROVED ID 2. VOTER SIGNS POLLBOOK
3. AFFIRMATION REQUIRED	1. COMPLETE AFFIRMATION 2. VOTER SIGNS POLLBOOK
4. AFFIRMATION & ID REQUIRED	1. COMPLETE AFFIRMATION 2. SHOW APPROVED ID 3. VOTER SIGNS POLLBOOK

The chart listing all approved Identification is on Page 3 of this Guide.

NEW - NOV. 2005 - IDENTIFICATION AFFIDAVIT

The board of elections has supplied the district board of elections with an Affidavit that must be signed, after the close of the polls, by all election officers who examined voters' identifications any time during the course of Election Day.

The Identification Affidavit is printed in the front of the District Register - Pollbook that lists all voters whose last name begins with the letter A thru M.

In signing the Affidavit, the election officer is swearing under oath that he or she examined the required identification presented by the voters beside whose names in the poll book the election officer has affixed his or her initials.

AFFIRMATION OF ELECTOR

Below is an illustration of the Affirmation of Elector form.

The illustration shows the Affirmation of Elector form. It includes sections for:

- PHILADELPHIA COUNTY BOARD OF ELECTIONS**
- Please complete Part A or B of this form, whichever is applicable, and sign and date Part C of this form before an election official. Please PRINT all information except your signature.**
- Voter's Name:** _____ **Voter's Date of Birth:** _____
- A. CHANGE OF ADDRESS: I HAVE CHANGED MY ADDRESS OF RESIDENCE AND MOVED:**
 - FROM: ADDRESS _____ CITY _____ COUNTY _____ STATE _____ ZIP CODE _____
 - AND I CURRENTLY RESIDE AT:
 - TO: ADDRESS _____ CITY _____ COUNTY _____ STATE _____ ZIP CODE _____
 - If my new address is in the area covered by this polling place, I wish to continue to vote here.
 - If my new address is within Philadelphia, but in an area covered by a different polling place, I wish to vote at this polling place one last time.
 - If my new address is in another county, outside of Philadelphia, I wish to vote here one last time. Please cancel my registration in Philadelphia county.
- B. NO CHANGE OF ADDRESS: I HAVE NOT CHANGED MY ADDRESS, AS I STILL RESIDE AT:**
 - ADDRESS _____ CITY _____ COUNTY _____ STATE _____ ZIP CODE _____
 - AND I WISH TO REMAIN REGISTERED TO VOTE IN THIS DISTRICT.
- C. AFFIRMATION**
 - I hereby swear or affirm that the information that appears above is true and correct to the best of my knowledge under the penalty of perjury.
 - Signature of Voter: _____ Date: _____
 - On the above date, the voter came before me and affirmed the information contained herein to be true and correct.
 - Signature of Election Official: _____ Word: _____ Date: _____
- QUESTIONS? CALL ELECTION DAY HOTLINE AT 686-1590**

Note: If a registered elector has moved without notifying the Commission, the voter must be permitted to vote at their former polling place where their name should remain in the pollbook. The voter should inform polling place officials of the address change by completing Sections A and C of an Affirmation of Elector form (illustrated to the right). The Voter Registration Office will use the Affirmation information to update the registration record and transfer it to the elector's new Division Pollbook, if necessary.

VOTER ASSISTANCE & CHALLENGES

Assistance in Voting

NO PERSON SHALL BE ENTITLED TO ASSISTANCE IN VOTING UNLESS:

- It is marked on the voter's registration record in the District Register - Pollbook as YES,
- OR
- The voter completes and signs a Declaration of the Need for Assistance at your polling place prior to entering the voting machine.

CERTAIN PERSONS ARE NOT PERMITTED TO GIVE ASSISTANCE

- A registered voter is permitted to obtain assistance from the provider of the voter's choice, except the following persons are not permitted to provide assistance:
- The Judge of Elections;
 - The voter's employer or agent of that employer; or
 - An officer or agent of the voter's union.

ASSISTANCE PROCEDURES

1. Check the Pollbook for Assistance Permitted

If a voter requests that another person assist them in voting, and you have already determined the voter is eligible according to the procedures on page 3 of this Guide, you must review the Assistance Permitted portion of the voter's registration information in the pollbook.

Assistance Permitted - YES

If the Assistance Permitted section in the pollbook is marked YES, then voter is entitled to have the person of their choice assist them. Voters unable to sign must make their mark in the pollbook. Go to Step 2 below.

Assistance Permitted - NO

If the Assistance Permitted section in the pollbook is marked NO, then the voter must complete an Assistance Declaration form. The Assistance Declaration forms are 8 1/2 X 11 white sheets bound in a 50 sheet tablet in your election materials box. (See illustration below).

Once the voter, and the Inspector have completed the Assistance Declaration, the voter is entitled to have the person of their choice assist them. Those unable to sign must make their mark in the box. Follow Step 2 below.

2. Record of Assisted Voters

The "Records of Assisted Voters" form must be filled out by polling place officials, showing the name of the assisted voter, the name of the person he or she selected to assist, and the reason for the assistance (See illustration on page 18).

3. Voting

If the voter has been determined as eligible to vote on the voting machine, then the person the voter has selected to provide assistance may enter the voting machine with the voter. If the voter is required to vote a Provisional Ballot then the person may assist in completing the Provisional Ballot and Affidavit Envelope - B.

Challenge Procedures

1. Registered Voters Who Have Moved

NO PERSON WHOSE REGISTRATION RECORD IS IN YOUR DISTRICT REGISTER - POLLBOOK MAY BE CHALLENGED ON THE GROUNDS THAT THEY HAVE MOVED OUT OF YOUR DIVISION.

Voters who have moved out of the division and whose registration record appears in the pollbook, are permitted to return to the polling place for their former address and vote one last time, provided they affirm their new address by completing the AFFIRMATION OF ELECTOR form (See Page 4). After the election, the Voter Registration Office will transfer their record to the pollbook for their new address.

2. Challenges

Even though the registration record of an individual voter appears in the District Register-Pollbook, any member of the election board, a certified poll watcher, or a voter present at the polls has the right to Challenge the right of the person to vote on the grounds of identity (See important note below).

3. Challenge Procedures

This challenge does not, in itself, prevent an individual from voting. However the following steps must be taken before the challenged person can be permitted to vote:

- Anyone so challenged must be put under Oath by the Judge of Election. Any person put under Oath commits perjury if he or she fails to tell the truth and is subject to any and all penalties provided in the Election Code for such violation.
- The proper challenge form must be signed by said voter. (See illustration on bottom right of this page).
- The challenged voter then must produce one qualified voter of the division who shall make an affidavit as to the challenged voter's identity. The witness must also sign the Challenge Affidavit.
- If a challenged voter has completed and signed the Challenge Affidavit AND produced another registered voter of the Division to sign the Challenge Affidavit, then the challenged voter must be permitted to vote.

IMPORTANT NOTE

NOTE: First Time Voters in Your Division

Voters who are voting in your Division for the first time since registering, whose signature box message is "ID REQUIRED" do not need to be Challenged and CANNOT be required to produce a qualified elector of the Division as a witness.

First time voters marked "ID REQUIRED" merely need to show you one of the approved forms of identification. For further information on First Time voters marked "ID REQUIRED" please see the Voter Eligibility section on Page 3.

ILLUSTRATIONS:

Assistance Declaration (WHITE)

ASSISTANCE DECLARATION Declaration of the Need for Assistance to Vote	
Voter's Name: _____	Voter's Date of Birth: _____
Voter's Address: _____ BY REASON OF:	
Reason for Assistance: _____ I AM UNABLE TO VOTE WITHOUT THE ASSISTANCE OF:	
Person providing assistance Name: _____	
Address: _____	
Signature of Member of Voter: _____	Date: _____
Signature of Witness: _____	
Signature of Judge of Elections: _____ Ward _____ Dist. _____	
AYUDA DECLARACION Declaración de la Necesidad de Ayuda para Votar	
Número de Votante: _____	Fecha Nacimiento: _____
Dirección de Votante: _____ NO LA RAZÓN DE QUE:	
Razón por la cual necesito ayuda: _____ YO NO PUEDO VOTAR SIN LA AYUDA DE:	
Nombre de la persona donde ayuda: _____	
Dirección de la persona donde ayuda: _____	
Firma o nombre del votante: _____	Fecha: _____
Afirmado por Miembro del Equipo: _____	
Firma del Jefe de Elecciones: _____ Ward _____ Dist. _____	
CITY OF PHILADELPHIA - CITY COMMISSIONERS COUNTY BOARD OF ELECTIONS - ELECTION DAY MATERIALS - 686/570 Form AD Rev. 12/95	

Challenge Affidavit (BLUE)

CHALLENGE AFFIDAVIT AS TO IDENTITY AND RESIDENCE (TO BE MADE BY PERSON CHALLENGED)	
Any person, although registered as a voter, may be challenged by any qualified voter as to IDENTITY or RESIDENCE IN THE ELECTION DISTRICT, AS PROVIDED FOR UNDER SECTION 1202 OF THIS ACT.	
State of Pennsylvania County of Philadelphia	
NAME OF CHALLENGED VOTER: _____	DATE OF BIRTH: _____
CHALLENGED VOTER'S ADDRESS: _____	
STATE REASON FOR CHALLENGE: _____	
IDENTITY _____ NEVER RESIDED: _____	
NAME OF PERSON MAKING CHALLENGE: _____	
ADDRESS OF PERSON MAKING CHALLENGE: _____	
I, the undersigned, duly sworn according to law say: That I am a qualified voter and that I reside in the above address when I registered in the above election district in the City of Philadelphia and hereby claim the right of challenge against the above.	
Sworn (or affirmed) and subscribed before me This _____ day of _____, 20____	
SIGNATURE OF JUDGE OF ELECTIONS: _____	SIGNATURE OF CHALLENGED VOTER: _____
TO PROVE IDENTITY OR RESIDENCE OF CHALLENGED VOTER	
State of Pennsylvania County of Philadelphia	
I, the undersigned, being duly sworn to law say: That I am a qualified voter of the _____ Ward _____ District in the City of Philadelphia, that I am personally acquainted with the challenged voter and I believe him accountable to the law and correct.	
Sworn (or affirmed) and subscribed before me This _____ day of _____, 20____	
SIGNATURE OF JUDGE OF ELECTIONS: _____	CHALLENGER OF WITNESS: _____
IMPORTANT NOTE: A voter whose name is registered in your District Register pollbook who has never CANNOT be challenged on the basis of residence or identity to require the Challenge Affidavit unless the voter has moved out of your District and who has failed to register at that address within 30 days of the election date. The voter's address on the District Register and the voter's name on the District Register Pollbook and the voter's completion of AFFIRMATION OF ELECTOR form before voting.	
Additionally, no voter whose name is registered in PROVISIONAL BALLOTS may be challenged and Challenge Affidavits are not required. Not to allow you one of the approved forms of identification will be seen as challenged on the basis that the voter is not the individual listed in the District Register or on the provided Affidavits.	

PROVISIONAL VOTING PROCEDURES

Section 302 of the Help America Vote Act of 2002 (HAVA) enacted by Congress requires states to adopt the use of provisional ballots to be cast by some voters under certain circumstances. Amending section 1210 of the Pennsylvania Election Code, the Pennsylvania General Assembly established procedures for the use of provisional ballots in all Pennsylvania elections.

A. WHAT IS PROVISIONAL VOTING?

Provisional Voting is another one of the fail-safe voting processes mandated by Federal law to insure that registered voters are not denied the right to vote because they are not listed in your District Register - Pollbook, or are unable to provide approved identification when required or are incorrectly told they are ineligible by polling place officials.

B. WHAT IS PROVISIONAL BALLOT?

Pennsylvania law, effective December 2003, provides for a paper Provisional Ballot that is printed in the same format as other paper ballots or Absentee Ballots.

C. WHO MUST VOTE BY PROVISIONAL BALLOT?

An individual who appears to vote in an election district polling place must be provided the opportunity to cast a Provisional Ballot if:

1. NAME NOT IN POLLBOOKS OR NOT ON SUPPLEMENTAL PAGE(S)

An individual claims to be properly registered and eligible to vote in your Division, at your polling place, whose name and voter registration record is NOT listed in your District Register - Pollbooks or NOT on any Supplemental Pages of Eligible Voters provided to you when you picked up your election materials.

NOTE: THE VOTER MAY BE AT THE WRONG POLLING PLACE.

Before providing this person a paper Provisional Ballot, CALL or have the voter call our central Voter Registration Office at 215-686-1590 to determine the person's registration status and proper polling place location.

2. FIRST TIME VOTER WITHOUT PROPER IDENTIFICATION

An individual appears to vote in your polling place and the individual's name is in the Election District pollbook with "ID REQUIRED" printed in their signature box, but the individual is unable or unwilling to show a form of identification as required by section 1210 of the Election Code, or the Judge of Election challenges the elector's identification.

New Federal and State laws require that a voter appearing to vote in your polling place for the first time must show you an approved form of identification before being permitted to vote on the voting machines. The list of approved identification is in your Pollworker Guide and on the General Information and Instruction Card (Yellow) you should have taped to the wall in your polling place.

3. ELIGIBILITY

An election official asserts that the individual is not eligible to vote in the election district. [In a Primary Election, this includes an individual who claims to be registered for a particular political party, but the general register indicates he or she is registered as a member of another political party or no political party.]

Individuals are required to cast a Provisional Ballot if:

4. A PERSON WITH A COURT ORDER

An individual is voting as a result of a Federal or State court order.

IMPORTANT: If a person appears at your polls with a court order - check your pollbook BEFORE you give them a Provisional Ballot. IF YOU:

- **FIND THE PERSON'S** registration record in your pollbook, then the person must be permitted to **VOTE ON THE VOTING MACHINE.**
- **DO NOT FIND THE PERSON'S** registration record in your pollbook, then the person must **VOTE ON A PAPER PROVISIONAL BALLOT.**

5. COURT ORDERED EXTENSION OF POLLS CLOSING TIME

An individual is voting as a result of an order extending the time established for closing the polls by State law that is in effect 10 days before an election. This is only for emergencies when the Courts have ordered the poll's to remain open later than 8:00 PM.

NOTE: Voters who are inside the polling place, or in line to enter the polling place by the normal 8:00 PM closing time are required to vote on the voting machines unless prohibited by reasons 1 through 3 above.

In Primary Elections

6. POLITICAL PARTY INCORRECT

Individuals who believe the political party affiliation on their registration record in the pollbook is incorrect may vote a Provisional Ballot of the Party they believe they should be listed as registered.

WARNING: The Registration Commission will review either the voter's original, or images of the original, registration application to determine the political party of record. If the voter casts a Provisional Ballot in a party in which the records show that the individual is not registered then the Provisional Ballot will be **REJECTED** as ineligible and not counted for any elective offices. If there are Questions on the ballot then the votes cast for the questions will be counted.

D. WHERE ARE THE PROVISIONAL BALLOTS?

Your supply of paper Provisional Ballot Packages and the Ballots are in a large Green envelope marked "PROVISIONAL VOTING - MATERIALS ENVELOPE" (Envelope D).

E. INSTRUCTIONS ON "HOW TO VOTE" A PROVISIONAL BALLOT

For each individual whom the Judge, or Inspectors of Election have determined may vote at the election district only by provisional ballot, the Judge of Election shall adhere to the following procedure:

1. DO NOT LET THE PROVISIONAL VOTER SIGN THE POLLBOOK.

Make sure the Clerk writes the voter's name in the back of the # 2 & # 4 Books writing "PROV" instead of an admission number.

2. The Judge of Election shall provide the individual **BOTH a Provisional Ballot Packet AND a Provisional Ballot.** The Provisional Ballot Package contains the following:

- One (1) Provisional Ballot Secrecy Envelope.
- One (1) Provisional Ballot Affidavit Envelope.
- One (1) Provisional Ballot Instruction Card.
- One (1) blue, black or blue-black ink fountain pen or ball point pen.

The Provisional Ballots are printed on white paper with a green stripe across the top and they are banded separately with Provisional Ballot Packages.

3. **IMPORTANT!** The Judge of Election and the Minority Inspector must witness the individual print their name, date of birth, full address of registration, current address of residence, telephone number and place their signature on the affidavit in Section #1 of the envelope.

4. The Judge of Election and the Minority Inspector must write the Ward, Division, Date and sign Section #2 of the Provisional Voter Affidavit Envelope - **B BEFORE** the ballot is marked by the voter.

5. The individual should be directed to an accessible area within the polling place where he may complete the ballot in private. The voter must use a black ink pen to mark the Official Provisional Ballot by placing an "X" in the box to the left of the candidates, or issues, they wish to vote for. Voters must be instructed to be careful not to select more candidates for an office than permitted.

Inform the voter that the Provisional Ballot Packet includes instructions on how to mark the ballot and how to find out if their ballot was counted.

6. The individual must place the completed Provisional Ballot in the Inside Secrecy Envelope and seal it.

7. The individual must place the sealed Inside Secrecy Envelope in the Provisional Ballot Affidavit Envelope - **B** and seal it.

8. **AFTER** sealing the ballot and Secrecy Envelope in the Provisional Ballot Affidavit Envelope, the individual must return to the Judge of Election and sign and date Section 4 in the presence of the Judge or Inspector.

9. **IMPORTANT!** The Judge of Elections and Minority Inspector must witness the individual sign and date the Affidavit in Section #4 of the Provisional Ballot Affidavit Envelope - B. In doing so, the individual confirms that he claims to be properly registered and eligible to vote at the election district where he has appeared to vote.

10. **IMPORTANT!** The Judge of Election **MUST** check to make certain the voter has completed all information, and signed in BOTH Section #1 and Section #4.

11. The Judge of Election will affix the Ballot Identification Number to the Provisional Ballot Envelope in the space provided and give the receipt with the corresponding number to the individual. Inform the individual of the toll free number and Internet website on the receipt where the individual can learn whether their Provisional Ballot was counted or not counted and if the ballot was not counted, the reason the ballot was not counted.

QUESTIONS ABOUT PROVISIONAL BALLOTS?

CALL: 215 - 686 - 1590

PROVISIONAL VOTING PROCEDURES

Continued

E. CHECK ABSENTEE VOTERS LIST

1. The Judge of Election **MUST** verify the individual is not listed on the Absentee Voters List delivered by the Police in the morning.

2. If the individual is listed on the Absentee Voters List for your election Division, the Judge of Election must write "**Valid-Voted by Provisional**" on the Absentee Voters list next to the individual's name.

ILLUSTRATION: PROVISIONAL BALLOT AFFIDAVIT ENVELOPE (Light Green) FRONT

<p>PROVISIONAL VOTER AFFIDAVIT ENVELOPE - B #1 - FOR THE VOTER: COMPLETE AND SIGN IN FRONT OF ELECTION OFFICIALS BEFORE VOTING BALLOT</p> <p>Print Full Name _____ Date of Birth _____</p> <p>Print Address where Registered to Vote _____ City _____</p> <p>Zip _____ Municipality _____ County _____ Daytime Phone Number _____</p> <p>I do solemnly swear or affirm that my name and date of birth are as I have listed above, and at the time that I registered I resided at the address I have provided above, in the Commonwealth of Pennsylvania and that this is the only ballot that I have cast in this election.</p> <p><input checked="" type="checkbox"/> VOTER SIGNS HERE BEFORE VOTING BALLOT</p> <p>Current Address where you Live _____ City _____ Zip _____ County _____</p>	<p>OFFICIAL ELECTION BALLOTING MATERIAL #2 - FOR THE ELECTION OFFICIALS COMPLETE AND SIGN:</p> <p>WARD _____ DIVISION _____</p> <p>CHECK ALL BOXES THAT APPLY:</p> <p><input type="checkbox"/> Voter's name not on list. <input type="checkbox"/> Voter identification not supplied <input type="checkbox"/> Court Order (voter) <input type="checkbox"/> Court Order (voting hours) <input type="checkbox"/> Voter's eligibility is challenged by an election official. <input type="checkbox"/> Party (Primary Only) (PARTY ON BALLOT GIVEN TO VOTER)</p> <p>Signature of the Judge of Election _____ Date _____</p> <p>Signature of the Minority Inspector _____ Date _____</p>
<p>#3 FOR THE VOTER: VOTE THE BALLOT, SEAL IT IN THE SECRECY ENVELOPE, AND SEAL THE SECRECY ENVELOPE IN THIS ENVELOPE.</p> <p>#4 FOR THE VOTER: SIGN AND DATE IN FRONT OF OFFICIALS WHEN RETURNING BALLOT The undersigned declares, under penalty of law, that he/she is a properly registered elector in the election district indicated in my affidavit, and that he/she is eligible to vote in his election in this election district. <input checked="" type="checkbox"/></p> <p style="text-align: center;">VOTER SIGNS HERE WHEN RETURNING BALLOT _____ DATE _____</p>	
<p>THIS SPACE IS RESERVED FOR VOTER REGISTRATION VERIFICATION BY COUNTY BOARD OF ELECTIONS HAVA-PB02 (Revised 2005)</p>	
<p>AFFIX BALLOT ID NUMBER HERE</p>	

BACK

<p>AFFIDAVIT DEL VOTANTE PROVISIONAL #1 - PARA EL VOTANTE: LLENE Y FIRME AL FRENTE DE FUNCIONARIOS ELECTORALES ANTES DE EMITIR SU VOTO</p> <p>Escriba su nombre completo con letra de molde _____ Fecha de nacimiento _____</p> <p>Escriba con letra de imprenta su dirección donde está inscrito para votar _____ Ciudad _____ Código postal _____</p> <p>Municipio durante el día _____ Condado _____ * Telefónico _____</p> <p>Juro o afirmo solemnemente que mi nombre y mi fecha de nacimiento son las mencionadas anteriormente y que cuando me inscribí residía en dicha dirección en el Estado de Pennsylvania, y que esta es la única papeleta que he emitido en esta elección.</p> <p><input checked="" type="checkbox"/> EL VOTANTE FIRMA AQUÍ ANTES DE EMITIR SU VOTO</p> <p>Dirección actual donde vive _____ Ciudad _____ Código postal _____</p>	<p>MATERIAL OFICIAL DE PAPELETA ELECTORAL #2 - PARA LOS FUNCIONARIOS ELECTORALES: #2 - FOR THE ELECTION OFFICIALS</p> <p>WARD _____ DIVISIÓN _____</p> <p>CHECK ALL BOXES THAT APPLY:</p> <p><input type="checkbox"/> Voter's name not on list. <input type="checkbox"/> Voter identification not supplied <input type="checkbox"/> Court Order (voter) <input type="checkbox"/> Court Order (voting hours) <input type="checkbox"/> Voter's eligibility is challenged by an election official. <input type="checkbox"/> Party (Primary Only) (PARTY ON BALLOT GIVEN TO VOTER)</p> <p>Signature of the Judge of Election _____ Date _____</p> <p>Signature of the Minority Inspector _____ Date _____</p>
<p>#3 - PARA EL VOTANTE: - EMITA SU VOTO EN LA PAPELETA - SELLELA DENTRO DEL SOBRE CONFIDENCIAL Y SELLE EL SOBRE CONFIDENCIAL DENTRO DE ESTE SOBRE</p> <p>#4 - PARA EL VOTANTE: FIRME Y FECHÉ ANTE LOS FUNCIONARIOS CUANDO DEVUELVA LA PAPELETA El suscrito declara, bajo la pena de ley, que él/ella es un elector debidamente inscrito en el distrito electoral indicado en mi affidavit, y que él/ella tiene el derecho al voto en esta elección en este distrito electoral. <input checked="" type="checkbox"/></p> <p style="text-align: center;">EL VOTANTE FIRMA AQUÍ AL DEVOLVER LA PAPELETA _____ FECHA _____</p>	
<p>ESTE ESPACIO ESTÁ RESERVADO PARA LA VERIFICACIÓN DE LA INSCRIPCIÓN DEL VOTANTE POR LA JUNTA ELECTORAL DEL CONDADO. HAVA-PB02 (Modificado 2005)</p>	
<p>COLOQUE AQUÍ EL NÚMERO DE IDENTIFICACIÓN DE LA PAPELETA</p>	

WHERE AN INDIVIDUAL MAY CALL, OR CHECK ONLINE, TO SEE IF THE INDIVIDUAL WAS DETERMINED AS ELIGIBLE AND IF THEIR PROVISIONAL BALLOT WAS COUNTED:

877-VOTES-PA (877-868-3772) OR www.hava.state.pa.us

This information is on the *Provisional Ballot Number Receipt* that you will give to the voter after you affix the Provisional Ballot Number to the voted and sealed *Provisional Ballot Affidavit Envelope (B)*

PROVISIONAL VOTING PROCEDURES

Continued

G. RETURN OF PROVISIONAL BALLOTS AND BALLOT MATERIALS

ALL Provisional Ballot Materials MUST be returned to the County Board of Elections using the following process:

1. The *Provisional Voting—Return Envelope* (Envelope C) and *Provisional Voting—Materials Envelope* (Envelope D) should be completed by the Judge of Election and Minority Inspector.
2. **VOTED & SEALED PROVISIONAL BALLOT AFFIDAVIT ENVELOPES**
Sealed / Voted *Provisional Ballot Affidavit Envelopes* MUST be separated into two groups and placed into the green *Provisional Voting—Return Envelope* (Envelope - C). The two groups are:
 - a). *Provisional Ballot Affidavit Envelopes* completed as a result of a Federal or State court order or those completed as a result of any order extending the time established for closing the polls by State law in effect ten (10) days before an election.
 - b). All other completed *Provisional Ballot Affidavit Envelopes*.
 - c). The Judge of Elections must fill in the number of blank ballots sent to the polls and the number of VOTED ballots and sign the Affidavit on the *Provisional Voting - Return Envelope - C* where indicated. The Minority Inspector must also sign where indicated.

3. UNUSED PROVISIONAL BALLOT MATERIALS

The remaining, unused or spoiled Provisional Balloting materials should be placed in the *Provisional Voting - Materials Envelope* (Envelope - D).

4. RETURN OF VOTED PROVISIONAL BALLOT AND MATERIALS ENVELOPES

Place the sealed *Provisional Voting—Return Envelope* (Envelope C) and the *Provisional Voting—Materials Envelope* (Envelope D) in your Election Materials Box and return it to the County Board of Elections at 520 N. Delaware Avenue.

H. COUNTING OF PROVISIONAL BALLOTS

YOU ARE NOT PERMITTED OR REQUIRED TO COUNT THE VOTES CAST ON PROVISIONAL BALLOTS.

YOU ARE NOT PERMITTED OR REQUIRED TO OPEN A VOTED PROVISIONAL BALLOT AFFIDAVIT ENVELOPE SEALED BY THE VOTER.

They must remain sealed and be returned to the County Board of Elections. The County Board of Elections will verify the provisional voters' registration status and count the provisional ballots of those determined eligible at the central office after the election.

PROVISIONAL VOTING RETURN ENVELOPE - C	
PHILADELPHIA COUNTY BOARD OF ELECTIONS GENERAL ELECTION MAY 16, 2006	
ENCLOSE ONLY VOTED PROVISIONAL BALLOTS IN THIS ENVELOPE.	
YOU ARE NOT PERMITTED TO OPEN OR COUNT A VOTED PROVISIONAL BALLOT AT THE POLLING PLACE. RETURN THEM TO THE COUNTY BOARD OF ELECTIONS AS SEALED BY THE VOTER.	
All unused, or spoiled Provisional Ballot Materials MUST be returned to the County Board of Elections in a separate envelope (Envelope D).	
<p>#1 FOR THE JUDGE OF ELECTION</p> <p>1. Total of blank Provisional Ballots received from the Election Board No. _____</p> <p>2. Total of all voted Provisional Ballots in this envelope No. _____</p> <p>3. Individual who delivered the Provisional Ballots to the Election Board</p> <p>Print _____ (Individual's Full Name)</p> <p><i>I, hereby swear, in accordance with the Pennsylvania Election Code, that the information provided in this section is accurate and complete.</i></p> <p>Signed _____ (Judge of Election)</p>	<p>#2 FOR THE MINORITY INSPECTOR</p> <p>Signed _____ (Minority Inspector)</p> <p>Ward _____ Division _____</p> <p>SEAL SECURELY AND DELIVER TO COUNTY BOARD OF ELECTIONS WITH OTHER RETURNS SEPARATE FROM ALL OTHER ELECTION MATERIALS.</p>

PROVISIONAL BALLOT MATERIALS ENVELOPE - D	
PHILADELPHIA COUNTY BOARD OF ELECTIONS GENERAL ELECTION NOVEMBER 2, 2004	
All unused, or spoiled Provisional Ballot Materials MUST be returned to the County Board of Elections in this envelope. The Judge must complete part B of the chart below in account for the Division's Provisional Ballots.	
Voted Provisional Ballots must be returned in a separate envelope (Provisional Ballot - Return Envelope - C).	
PART A - TO BE COMPLETED BY COUNTY BOARD OF ELECTIONS OFFICIALS OR EMPLOYEES	
<p>1. Number of blank Provisional Ballots originally included in this envelope..... No. _____</p> <p>2. Any additional blank Provisional Ballots received from the County Board of Elections on Election Day (Place receipt in this envelope)..... No. _____</p> <p>3. Total Provisional Ballots provided to this Election Division..... No. _____</p>	<p>No. _____</p> <p>No. _____</p> <p>No. _____</p>
PART B - TO BE COMPLETED BY THE JUDGE OF ELECTION	
<p>1. Total blank Provisional Ballots received..... No. _____</p> <p>2. All voted Provisional Ballots sealed in the Provisional Ballot - Return Envelope (Envelope C)..... No. _____</p> <p>3. All spoiled Provisional Ballots sealed in this envelope..... No. _____</p> <p>4. All blank Provisional Ballots sealed in this envelope..... No. _____</p> <p>5. Total of all Provisional Ballots (Part B - Lines 2, 3, 4)..... No. _____ (The numbers entered for Part A #3, Part B #1 & Part B #5 must be the same.)</p>	<p>No. _____</p> <p>No. _____</p> <p>No. _____</p> <p>No. _____</p> <p>No. _____</p>
Signed _____ (Judge of Election)	Signed _____ (Minority Inspector)
Ward _____	Division _____
SEAL SECURELY AND DELIVER TO COUNTY BOARD OF ELECTIONS WITHIN YOUR DIVISION ELECTION MATERIALS BOX.	

PROVISIONAL BALLOT PROCEDURE SUMMARY

Once a determination has been made that an individual is only permitted to vote by Provisional Ballot in accordance with the Voter Eligibility requirements on page 3 of this Guide, the following is a summary of steps for Provisional Voting:

1. DO NOT LET THE PROVISIONAL VOTER SIGN THE POLLBOOK. Have the Clerk write their name in the back of the #2 & #4 book as PROV.
2. Judge gives the individual a Provisional Ballot Envelope packet and a Ballot from the green *Provisional Ballot - Materials Envelope - D*.
3. Judge and Minority Inspector witness the individual fill in the required information and sign in Section #1 on the *Provisional Ballot - Affidavit Envelope*.
4. Judge and Minority Inspector write the Ward and Division; check the proper box to indicate why the individual is voting by Provisional Ballot; sign and write the date in Section #2 on the *Provisional Ballot - Affidavit Envelope - B*.
5. Judge informs the individual that when they are finished marking the ballot to seal it in the Secrecy Envelope, and then seal the Secrecy Envelope in the completed *Provisional Ballot Affidavit Envelope*.
6. Judge directs the individual to an area where the individual can mark the ballot in private.
7. When the individual returns with the marked ballot, sealed in the envelopes, instruct the individual to sign and date Section #4 of the *Provisional Ballot - Affidavit Envelope - B*.
8. **IMPORTANT!!** Check the *Affidavit Envelope - B* to make certain the voter has filled in all information in Section #1 and signed both Section #1 and Section #2 on the envelope.
9. Judge affixes *Provisional Ballot Identification Number* to the front of *Provisional Ballot - Affidavit Envelope* and tears off the receipt portion and gives it to voter.
10. Judge places completed, sealed *Provisional Ballot* into the *Provisional Voting - Return Envelope - C*.

After the polls close, the Judge counts the number of voted, sealed Provisional Ballots in the *Provisional Voting - Return Envelope - C* and writes the number on the front of the envelope and signs the Affidavit. The Judge also completes Section B on the front of the *Provisional Ballot - Materials Envelope - D*.
YOU MUST RETURN ALL PROVISIONAL BALLOT MATERIALS TO THE COUNTY BOARD OF ELECTIONS IN YOUR MATERIALS BOX

VOTING MACHINE INSTRUCTIONS

A. OPENING AND SETUP OF THE VOTING MACHINE

INTRODUCTION

The ELECTronic 1242 is an advanced Direct Recording Electronic Voting Machine (EVM) designed to simplify election preparation, make the selection process easier for voters and speed the delivery of election results at the close of the polls.



The EVM follows the general shape and operating characteristics of mechanical machines. This provides a familiar setting for the voter. However, its electronics provide many advantages not available with other voting systems.

This section of our pollworker Guide provides instructions for setting, opening the polls, operating the EVM, closing the polls, obtaining election results and closing and securing the EVM.

VOTING MACHINE SETUP

1. Position the EVM in the desired location providing enough space on the sides and rear for election officer access.

Two election officers must take a firm grasp on the EVM handle and carefully lower the EVM to its horizontal position.



CAUTION: Do not drop the EVM to its horizontal position. Be sure the floor space in front (handle side) of the EVM is smooth and clear of all obstructions to allow the handle to extend during setup.

2. At the back (opposite handle side) of the EVM perform the following:



- Pull out the power cord and plug it into a live 115 VAC outlet.
- Each EVM offers a socket on the left side of the case to plug in additional EVMs up to the limitations listed below.
AC Socket Power Limitations
 6 AMPS MAX / 115 VAC/60HZ
 6 EVMs MAX - Operating Mode
 15 EVMs MAX - Charging Mode

- Write the EVM outer case seal number on the Counter / Seal Card provided in your Election Officer materials. Remove the seal.
- Release the two black latches by pulling them out and up, away from the protruding lip (similar to a tackle box), and lift the cover and ballot box to its full upright position and locked.



3. Grasp the ballot box at the top and bottom and carefully rotate it to its operating position.

CAUTION: When rotating the ballot box to its operating position, do not hold the box by the "ears" at its corner as you run the risk of pinching your fingers. Follow the procedure shown in the picture.




The ballot box is spring balanced for ease of opening. It is important to use two hands and hold it firmly to avoid allowing the box to swing open or closed too quickly. Be sure the ballot box is fully rotated into its operating position.


4. Push down on the ballot box door latch button located on the top of the ballot box and swing both doors open.

DO NOT RAISE THE CURTAIN RODS YET -

5. Check to ensure the EVM serial number matches the ballot number visible through the window in the lower corner of the ballot face cover.




6. Check to ensure the rear door latch is sealed and write the seal number on the Counter / Seal Card provided in your Election materials. This door latch is located on the uppermost portion of the back of the ballot box.




7. Check to ensure the seals are secured on the OPEN POLLS and CLOSED POLLS button on the Officer's Control panel and write both seal numbers on the Counter / Seal Card provided in your Election materials.

NOTE: These seals have been installed loosely so that they can be easily removed.



8. Write the number on the protective counter located on the Officer's Control panel on the Counter / Seal Card provided in the bottom of one of your machines.



ELECTION DAY VOTING MACHINE QUESTIONS

215-686-7800

A. OPENING AND SETUP OF THE VOTING MACHINE

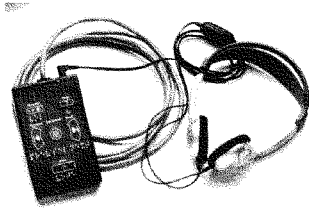
AUDIO KEYPAD / HEADPHONE INSTALLATION

The Help America Vote Act requires that all States and Counties use voting machines that provide individuals with a disability the opportunity to privately and independently cast their ballot. Our voting machines are accessible to persons who use a wheelchair. Our employees recently upgraded our voting machines to include an Audio device (a hand held Keypad and Headphones) to allow visually impaired voters that are physically unable to vote unassisted using the visual full face ballot sheet, lights, and numbered buttons the opportunity to privately and independently cast their ballot.


EACH DIVISION WILL HAVE ONE MACHINE THAT WILL BE CAPABLE OF USING THE AUDIO KEYPAD FOR THE VISUALLY IMPAIRED.

The Audio Keypad / Headphone device was designed to accommodate VISUALLY IMPAIRED voters that are physically unable to vote unassisted using the visual full face ballot sheet, lights and numbered buttons. This accessory remains idle until activated by the Poll Worker. Please complete the following steps to install the Audio Keypad.


1. BEFORE YOU RAISE THE CURTAIN RODS, remove the Keypad and Headphones from the blue storage pouch located in the bottom of one the voting machines where the curtain is stored.



2. Locate the connector at the end of the Keypad cable and the corresponding connector plate on the back of the voting machine - (directly above the large voting machine serial number as pictured at top of next column).



3. CAREFULLY Insert the Keypad cable connector into the connector jack and SLOWLY tighten the thumb screws until the unit is firmly attached to the port on the back of the voting machine.




4. Place the Keypad onto the Velcro strips located on the back of the voting machine and hang the Headphones at the top of the Keypad until they are needed by VISUALLY IMPAIRED voter.


RAISE CURTAIN SUPPORT RODS AND INSTALL THE CURTAINS

5. AFTER THE AUDIO KEYPAD HAS BEEN CONNECTED TO THE MACHINE Raise the curtain support rods and position them in notches in the support brackets.

NOTE: Raising the left support rod turns on the power for the EVM.




6. Remove the privacy curtain from its storage compartment in the EVM base.



7. Unfold it and slide the right flared end of the curtain rod onto the right support rod holding the remainder of the curtain with your left hand.




8. Then, while standing outside the curtain, unfold the left side of the curtain rod and slide its flared end onto the left support rod, then into the support bracket.




NOTE: It may be easier to install the curtains with the EVM in the lowered position, see Section D.

9. Fasten the curtain to the edge of the right-hand ballot box door by inserting the bottom of the roped edge on the side of the curtain into the top of the slot in the ballot box door and pulling down until the entire roped edge slides into the slot and is drawn tight. Repeat this on the left side.



10. Secure the bottom of the curtains to the bottom of the ballot box doors by joining the Velcro strips to the Velcro dots.



B. OPENING THE POLLS


OPENING THE POLLS

Step-by-step instructions for opening the polls appear on the Officer's Control panel located on the back of the ballot box. The Red or Green light indicators on the Officer's Control Panel will take you through the procedure one step at a time. As each step is completed, the instruction light will move to the next step.

1. The red instruction light will be on at the first position in the POLLS READY TO OPEN box.

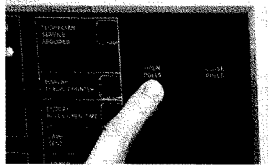


Remove the seal on the OPEN POLLS button.



CAUTION: Do not damage the area behind the button with a sharp instrument.

2. Push the OPEN POLLS button. The instruction light will move down to the next Position on the Officer's Control panel.



3. Move to the front of the EVM. Press the blinking red button located next to the write-in window. The window will open, exposing the paper tape. The printer will start printing.



4. When the printer stops the 1st time and the paper tape is stationary, the EVM number and memory cartridge number will be displayed as follows:

ELECTRONIC 1242
MACHINE # NNNNNN
CARTRIDGE # NNNNNN

NOTE: These numbers will only remain exposed for a short time.

Verify that these numbers match the EVM serial number shown through the window in the lower left corner of the ballot frame.

DO NOT CLOSE THE WRITE-IN WINDOW YET!


WAIT WAIT WAIT

THE PRINTER WILL START AGAIN

5. When the tape starts moving again it will advance through each candidate and Question and show the polls opening count for each candidate or question. All observed counts must be zero.

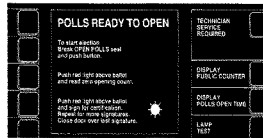
THE PRINTER WILL STOP AGAIN

After completing the count check, the printer will stop a 2nd time and the message: **ALL COUNTERS = ZERO** will appear in the write-in window.



DO NOT CLOSE THE WRITE-IN WINDOW YET!

6. If all counters are zero, the light indicator on the back of the voting machine will advance to the last instruction in the POLLS READY TO OPEN box.



7. On the front of the machine the square red button next to the write in window above the ballot face will start blinking. Each election officer who must sign to certify the zero count should press the blinking red button once to advance the tape and then sign his or her name on the paper tape.



8. After all of the election officers have signed, **NOW YOU CAN CLOSE THE WRITE-IN WINDOW BY PULLING THE COVER DOWN.**

9. After the write-in window is closed and the printer stops, a bell-chime will sound to indicate that the polls are open. The instruction light on the Officer's Control panel will be on in the POLLS OPEN box.



10. Verify the Public Counter located on the Officer's Control panel is at zero.

THE POLLS ARE NOW OPEN, AND THE VOTING MACHINE IS READY TO ACTIVATE AS EACH VOTER APPEARS TO VOTE.

C. OPERATING THE VOTING MACHINE

ACTIVATING THE VOTING MACHINE FOR EACH VOTER

Each Division will have **ONE** machine which is equipped with an Audio Keypad / Headphone for use by VISUALLY IMPAIRED voters. Voters who do not have any visual impairment can vote on any machine including the one that is audio equipped.

Each time an authorized voter approaches the EVM, the election officer must follow certain operating procedures. These procedures will prepare the EVM for the voter. Under certain conditions, lockouts may be required to provide the proper voting options for a particular voter. These lockouts are commonly used to differentiate between party affiliation in primary elections, district boundary splits, etc. Lockouts are easily selected by the election official using buttons on the Officer's Control panel.

1. PRIMARY ELECTIONS ONLY

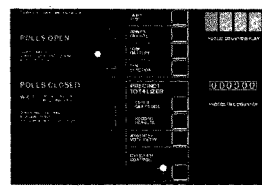

a). VISUALLY ABLED VOTERS – VISUAL BALLOT USE

If the voter is NOT VISUALLY IMPAIRED and is physically able to see or read the visual full face ballot sheet, and use the numbered buttons and lights to select candidates and vote, then the Poll Officials can direct the voter to any of the Division's voting machines. The Machine Inspector or Judge of Elections must use the following post procedures to activate, or turn on, the voting machine for the voter to use the visual full face ballot sheet, numbered buttons and lights to select candidates and vote.

To activate the machine for a VISUALLY ABLED voter in a Spring PRIMARY ELECTION the machine operator must press TWO buttons.

1. **FIRST PRESS** the political PARTY affiliation lockout button for the Party in which the voter is registered;
2. **THEN PRESS** the OFFICER'S CONTROL button on the bottom center of the Officer's Control Panel.

1. **FIRST PRESS** the political PARTY affiliation lockout button for the Party in which the voter is registered;



The light next to the OFFICER'S CONTROL button and the lights on the voting machine ballot box doors will turn on; the two bell-chimes will sound when the machine is ready for the voter to make selections.

IMPORTANT NOTE! Nonpartisans or voters registered in minor parties are only permitted to vote on ballot questions in Primary Elections. If the voter is not registered in a major party or is Nonpartisan, the operator should only press the Officer's Control button. If there are no Questions on the Ballot in the Primary then voters registered as No Affiliation or in minor parties are not eligible to vote.

When lockout selections are made, light indicators come on next to each selection.

NOTE: A lockout selection may be canceled by pressing its button a second time.

b). VISUALLY IMPAIRED VOTERS – AUDIO KEYPAD / HEADPHONE USE




If a voter who is VISUALLY IMPAIRED, (physically unable see or read the visual full face ballot sheet, and use the numbered buttons and lights to select candidates and vote), appears to vote then the Machine Inspector or Judge of Elections must direct the voter to use the Division's one upgraded accessible voting machine that has the Audio Keypad / Headphone installed. The Operator or Judge must follow the procedures below to prepare and activate the voting machine for the voter to use the Audio Keypad / Headphones.

To activate the Audio Keypad / Headphones for a VISUALLY IMPAIRED voter in a Spring Primary Election the Machine Operator or Judge must press THREE operator buttons.

1. **FIRST PRESS** the political PARTY affiliation lockout button for the party in which the voter is registered. The PARTY buttons are located in the first left hand column of the Officer Control Panel. The light next to the PARTY button selected will light.

2. **Second, PRESS** the ADA VOTER button on the Officer's Control panel on the back of the voting machine. The ADA Voter button is second from the bottom in the center of the Control Panel. The light next to the ADA VOTER button will light.

3. **Then, press** the OFFICER'S CONTROL button on the Officer's Control panel. The Officer's Control button is the last button at the bottom center of the Control Panel. The light next to the OFFICER'S CONTROL button and the lights on the voting machine ballot box doors will turn on; the two bell-chimes will sound when the machine is ready for the voter to make selections.



IMPORTANT NOTES:

To change a lockout selection after the OFFICER'S CONTROL button has been activated (as covered in Instruction 2), the OFFICER'S CONTROL button must be deactivated by pushing it a second time. If a voter has made any selections on the ballot, they must be canceled before the OFFICER'S CONTROL button can be deactivated. Once the correct lockout selection has been made and the OFFICER'S CONTROL button reactivated, the voter must start again with a blank ballot.

IMPORTANT NOTES:

Visually impaired voters are NOT REQUIRED to use this device IF THE VOTER CHOOSES to have a person of their choice go into the booth with them and provide them assistance in voting.

However, if a visually impaired voter desires to vote without any assistance you must provide them the opportunity to use the Audio Keypad / Headphones.

NOTE: Normally, the blinking Office Category Indicators on the ballot will flash when activated for the voter. For the Visually Impaired voters who use the Audio Keypad / Headphones these ballot Indicators are turned off and will not blink to preserve the secrecy of the ballot.

Do not press the PARTY, ADA AND / OR OFFICER'S CONTROL buttons until the next authorized voter approaches the machine and you know which buttons must be pressed for each voter.

C. OPERATING THE VOTING MACHINE

ACTIVATING THE VOTING MACHINE FOR EACH VOTER

Each Division will have **ONE** machine which is equipped with an Audio Keypad / Headphone for use by VISUALLY IMPAIRED voters. Voters who do not have any visual impairment can vote on any machine including the one that is audio equipped.

Each time an authorized voter approaches the EVM, the election officer must follow certain operating procedures. These procedures will prepare the EVM for the voter. Under certain conditions, lockouts may be required to provide the proper voting options for a particular voter. These lockouts are common used to differentiate between party affiliation in primary elections or accessibility. Lockouts are easily selected by the election official using buttons on the Officer's Control panel.

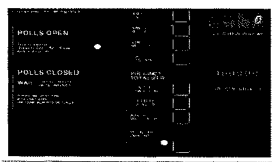
2. GENERAL OR SPECIAL ELECTIONS ONLY

a). VISUALLY ABLED VOTERS – VISUAL BALLOT USE

If the voter is NOT VISUALLY IMPAIRED and is physically able see or read the visual full face ballot sheet, and use the numbered buttons and lights to select candidates and vote, then the Poll Officials can direct the voter to any of the Division's voting machines. The Machine Inspector or Judge of Elections must use the following past procedures to activate or turn on the voting machine for the voter to use the visual full face ballot sheet, numbered buttons and lights to select candidates and vote.

To activate the machine for ALL VISUALLY ABLED voters in a November GENERAL ELECTION the machine operator **ONLY** has to press **ONE** button regardless of which party the voter is registered in:

1. **PRESS** the OFFICER'S CONTROL button on the bottom center of the Officer's Control Panel.




2. The light next to the OFFICER'S CONTROL button and the lights on the top side of the voting machine ballot box doors will turn on; the Office Category lights on the ballot face will begin blinking and the two bell-chimes will sound indicating that the machine is ready for the voter to make selections.

b). VISUALLY IMPAIRED VOTERS – AUDIO KEYPAD / HEADPHONE USE

If a voter who is VISUALLY IMPAIRED (physically unable see or read the visual full face ballot sheet, and use the numbered buttons and lights to select candidates and vote), appears to vote then the Machine Inspector or Judge of Elections must direct the voter to use the Division's one upgraded accessible voting machine that has the Audio Keypad/Headphone installed. The Operator or Judge must follow the procedures below to prepare and activate the voting machine for the voter to use the Audio Keypad / Headphone.


To activate the Audio Keypad / Headphones for a VISUALLY IMPAIRED voter in a November General Election the Machine Operator or Judge must **press TWO** operator buttons.

1. **FIRST, PRESS** the ADA VOTER button on the Officer's Control panel on the back of the voting machine. The ADA Voter button is second from the bottom in the center of the Control Panel. **The light next to the ADA VOTER button will light.**



2. **Then, press** the OFFICER'S CONTROL button on the Officer's Control panel. The Officer's Control button is the last button at the bottom center of the Control Panel.

The light next to the OFFICER'S CONTROL button and the lights on the voting machine ballot box doors will turn on; the two bell-chimes will sound when the machine is ready for the voter to make selections.



Normally, the blinking Office Category indicators the ballot will flash when activated for the voter.

For the Visually Impaired voters who use the Aux Keypad/ Headphones these ballot face indicators are turned off and will not blink to preserve the secrecy the ballot.

IMPORTANT NOTE:

Visually Impaired voters are NOT REQUIRED use this device **IF THE VOTER CHOOSES** to have a person of their choice go into the booth with them and provide them assistance in voting.

However, if a visually impaired voter desires to vote without any assistance you MUST provide that voter the opportunity to use the Audio Keypad / Headphones to vote.

VOTING

Once you have activated the voting machine, instruct the voter to enter the EVM, make their selections and cast his or her ballot.

When the voter is finished and has made their selections and pressed the green VOTE button to cast the ballot, the ballot face lights, ballot door lights and OFFICER'S CONTROL light will go off and a single bell-chime will sound. Both the Public Count and Protective Counter will advance one count. Once the voter has made his or her selections and presses.

If a voter exits the voting machine and the red lights on the top of the ballot doors, and OFFICER'S CONTROL light on the back panel are still on, then the voter may not have pressed the vote button. Ask the voter if they pressed the Green VOTE button before exiting.

NOTE: For answers to typical voter questions concerning the operation of the voting machine, see Section G, Voter Questions (Page 19).

WRITE-IN VOTES

1. Part, and walk through the curtain to enter the voting machine.

2. Locate the Write-In position and button for the specific Office for which you want to Write-In or Stamp a name.


In Spring Primary Elections the Write-In position and button will be the last position, after all candidates, in your Party Column listed to the right of the Office name.

In November General Elections the Write-In button for each Office will be located in the same row as the Office Name box in the far right hand column.

3. Press the Office Write-In button, and the square red button at the top of the machine will begin blinking on and off.

4. Press the blinking square red button, and the black shutter nearby will automatically open exposing the paper. Once a voter presses the

blinking square button, opening the shutter, the cannot deselect the write-in.



5. Write in or stamp in the name of your choice on the paper within the window.



6. Pull down the black shutter, closing it over the name.

7. To do another Write-In, repeat steps 2 through 6.

Note: Pennsylvania Election Laws prohibit county Write-In votes for a person whose name appears printed on the ballot face for the same office nomination or election.

D. LOWERING THE BALLOT FOR VOTERS WHO USE WHEELCHAIRS

POSITIONING FOR PERSONS WHO USE WHEELCHAIRS


The EVM is designed to accommodate the needs of persons who use wheelchairs and voters, who for other reasons, may have difficulty reaching the entire ballot while the EVM is in its full upright position.

CAUTION: Do not let a voter stand closer than six feet to the EVM while you are lowering it. The voter may be started by the forward motion of the EVM as it dips if he or she is too close.

1. While standing directly in front of the EVM, extend the stabilizer handle at the bottom front of the machine by hooking your heel inside it and pulling outward and up. It will move approximately 6 inches.



Once the handle has been extended, grasp the top and bottom of the ballot box and carefully pull forward to move the EVM towards you which effectively lowers the height of the ballot box.



2. The rear of the base will lift into the air as the EVM is pulled forward and the stabilizer handle will stop the EVM at the proper position with the ballot box vertical. This procedure lowers the ballot by more than six inches.

NOTE: If the voter has trouble reaching the entire ballot, the wheelchair can be turned sideways providing an additional six inches of reach.

3. Once the EVM is in its lowered position, follow the procedures described in Section C OPERATING THE VOTING MACHINE and instruct the voter to enter.

4. When the voter has finished casting his or her ballot, grasp the ballot box at the top and bottom as shown below and gently move it back to its original position. The stabilizer handle will withdraw to its original position automatically.



E. CLOSING THE POLLS AND OBTAINING RESULTS

CLOSING THE POLLS AND OBTAINING RESULTS

Once the polls have been officially closed and the last authorized voter has completed his or her selection, the Polls must be closed and the election results obtained.

IMPORTANT: Do not remove the machine privacy curtain or lower the curtain support rods until all of these steps in this section have been completed!


Doing so will remove power from the machine and stop the reporting process. If this happens, you must raise the left rod again and reinitiate all steps within this section.

The steps required for those procedures are described below.

1. Ensure the OFFICER'S CONTROL button is off and remove the POLLS CLOSED seal. Make sure that the seal number is written on the Counter / Seal Card.



2. Press the POLLS CLOSED button. The red indicator light will move to the upper position in the POLLS CLOSED box of the Officer's Control panel.



3. **WAIT WAIT WAIT**



You will hear the printer running. The voting machine will copy the election results into the memory cartridge and begin printing results on the paper tape.

WAIT WAIT WAIT

IMPORTANT: The write-in window must remain closed. You cannot view the results as they are being printed.

When the printer stops and the red indicator light moves to the lower position in the POLLS CLOSED box, the recording of votes cast is complete.

4. When the light comes on in the lower position in the POLLS CLOSED box, make sure the seal number on the rear door is written on the Counter / Seal Card. Remove the plastic seal on the rear door of the machine, release the latch by pulling out and lower the door downward.




QUESTIONS OR PROBLEMS
CLOSING YOUR MACHINE OR
PRINTING THE RESULTS ?

CALL: 215 – 686 – 7800
Phones are staffed until 9 PM

E. CLOSING THE POLLS AND OBTAINING RESULTS



5. Remove the memory cartridge located in the right hand side of the compartment by pulling up on it and place it in the vinyl Cartridge-Results Bag for Police pickup.



6. Once the cartridge has been removed, you must remove the paper tape containing the printed election results from the spool. Place your finger on the top take up spool and turn the spool towards the top of the machine until the paper on the spool loosens.




7. Grasp one edge of the tape and carefully tear across the width of the take up spool.



8. There will usually be three sections of tape protruding from top printer spool. Grasp the lower end which is located within the take up spool.

9. Carefully pull out tape and let it fall into the machine base until all of the tape is removed from the take up spool.




10. The end of the tape that comes off the spool last should be the top of the FIRST result tape. The EVM prints multiple copies of the election results as required. The machine will print 7 copies of the election results.

IMPORTANT !!!
ONLY TEAR THE TAPE AT LINES MARKED
-----Cut Here-----

NOTE: The first tape from each machine, which contains the opening zero count, write in votes, if any, and the machine results must be placed in the white RTC Envelope and then the RTC Envelope must be placed in the vinyl Cartridge-Results Bag for Police pickup.

11. Signature blocks have been provided on each copy section of the tape for the required signatures. All Election Board Officials should sign the bottom of each tape.

12. A section of the tape will remain exposed at the top of the compartment. Once your results tapes have been removed you do not have to do anything with the other exposed section. Close the rear door and seal the compartment.



NOTE: BELOW IS A COPY OF THE TOP PORTION OF A PRINTED SAMPLE RESULTS TAPE.

=====
ELECTRONIC 1242 ST
MACHINE # 019183
CARTRIDGE # 020004-X
=====

FINAL VOTE COUNT
9-17-02
PHILA COUNTY

=====

Governor-R	4
EISENHOWER, D	2
SOLDATIEN, B	1
LINGOLIN, G	1
REAGAN, R	0
NIXON, R	0
WRITE-IN VOTES	0
=====	
Governor-D	10
TRUMAN, H	3
JOHNSON, L	3
ROOSEVELT, F	3
KENNEDY, J	0
WRITE-IN VOTES	1
=====	
Lt Governor-R	4
ARMEN, S	1
BRADLEY, D	2
GRANT, U	1
WRITE-IN VOTES	0
=====	
Lt Governor-D	9
CLINTON, H	4
SMITH, A	4
WRITE-IN VOTES	1
=====	
Rep Congress R-1	2
MCCARTHY, D	2
MC CALL, J	0
WILLKIE, W	0
HOOVER, M	0
WP -IN V	0

NOTE: BELOW IS A COPY OF THE BOTTOM PORTION OF A SAMPLE RESULTS TAPE

-----YES 0
=====

Ward Comm-Dem	9
MONDALE, W	6
HUMPHREY, H	4
WRITE-IN VOTES	2
=====	
Sup Crd - R, Cava	3
YES SI	2
NO NO	1
=====	
Sup Crd - J Cava	3
rough	
YES SI	2
NO NO	1
=====	
Question	2
YES SI	1
NO NO	1
=====	
BLANK BALLOTS	0
=====	
Republican	4
Democrat	12
=====	

POLLS CLOSED
Public Count = 16
Elapsed Time = 71:42
-- DEMO ELECTION --
Results NOT stored
in MC number 020004.

Certified by:
Mary Joe
Arthur Joe
On 9/17/02

IMPORTANT

13. **REMOVE THE AUDIO / KEYPAD VOTING DEVICE**
 - a. Carefully unscrew and remove the Audio Keypad cable from the back of the the voting machine.
 - b. Place the Audio Keypad and Headphones into the blue cushioned bag they were shipped in.
 - c. Place the blue Keypad / Headphone bag in the bottom of the voting machine where the curtains are stored.


VOTING MACHINE PHONE: 215 - 686 - 7800

F. CLOSING AND SEALING THE VOTING MACHINE

CLOSING AND SEALING THE EVM


Once the election results tapes and cartridges have been removed from the voting machines, it can be closed and readied for return transport to the City's warehouse.

1. Detach the Velcro strips at the bottom of the curtains.



2. Unfasten the curtain from the edge of the ballot box doors by pulling the roped edge of the curtain up and out of the top of the slot in the ballot box doors. Removing the curtain from the door slot is easier when you use two hands and work the curtain up the slot.


NOTE: It may be easier to remove the curtains with the machine in the lowered position, see SECTION D.





3. While standing outside the curtain remove the fixed end of the curtain rod from the left curtain support rod.



4. Swing the left side of the curtain rod down and while holding it in your left hand fold it toward the center. Grasp the right side of the curtain rod with your right hand and slide it off its support rod. Fold the right side of the curtain rod toward the center and neatly roll the curtain around the rod and place in its storage compartment in the machine base.




5. Lower the two curtain support rods and close both ballot box doors. **LOWERING THE LEFT CURTAIN ROD SHUTS OFF THE POWER TO THE MACHINE.**



NOTE: IF THE REAR DOOR IS CLOSED BEFORE TURNING THE EVM OFF, THE BELL-CHIME WILL SOUND AND E001 WILL BE DISPLAYED ON THE PUBLIC COUNTER. THIS INDICATES THE MEMORY CARTRIDGE HAS BEEN REMOVED. IGNORE IT AND CLOSE THE MACHINE.

CAUTION: The ballot box is spring balanced for ease of closing. It is important to use two hands and hold it firmly to avoid allowing the box to swing open or closed too quickly.

6. Grasp the top and bottom of the ballot box and rotate it downward to its vertical position.



7. Grasp the cover of the machine in the proper hand relief spots and ease it downward until the cover is closed.

CAUTION: Be sure to grasp the cover in the proper locations as shown in the photograph to avoid pinching your fingers as the cover is closed.



8. Fasten the plastic latches and secure the machine case with the new seal as provided in your Election Officer materials.

9. Disconnect the power cord and retract it into the base.

QUESTIONS OR PROBLEMS CLOSING YOUR MACHINE

CALL: 215 - 686 - 7800
Phones are staffed until 9 PM

DISPOSITION OF ELECTION RESULTS

A. CARTRIDGE - RESULTS BAG

The vinyl Cartridge - Results Bag will be picked up by the Philadelphia Police Department. It replaces the old handwritten flash sheet. There will be ONE Cartridge-Results Bag for each Division polling place and it will be in the bottom of your machine case.

You must place the following items in the Cartridge-Results Bag for the Police:

1. MACHINE MEMORY CARTRIDGES

The memory cartridge from each voting machine in your Division polling place must be placed in the vinyl Cartridge - Results Bag. The cartridge is located in the right hand side of the printer compartment. Remove it by pulling up on it and place it in the vinyl Cartridge - Results Bag.

2. RTC ENVELOPE

The machine will print 7 copies of the election results. The last copy that comes off the printer spool when you remove the tape should be the first, or longest copy.

IMPORTANT!!!!!!

ONLY TEAR THE TAPE AT LINES DESIGNATED "-----Cut Here-----".

Place the **longest PRINTED ELECTION RESULTS RECEIPT / TAPE** from each voting machine in your Division polling place into the **RTC Envelope**, and then place the **RTC Envelope** into the **Cartridge - Results Bag**.

The longest OFFICIAL RETURNS printed results receipt contains the Opening Zero Count, the Opening Certification signatures by Polling Place Officials, any write-in votes, any machine repair activity during voting process, the Closing Election Results for each candidate, and the Closing Certification signatures by Polling Place Officials.

Space has been provided on each copy section of the tape, marked Certify, for the required signatures. All Election Board Officials should sign the bottom of each tape.

3. ABSENTEE VOTERS LIST

Each Division will have ONE Absentee Voters List that will provide the name, address, date of birth, and political party affiliation of every voter who has returned an Absentee Ballot to the County Board of Elections.

After the close of the polls, place the Absentee Voters List, which you have marked for any voided or challenged ballots, into the Cartridge-Results Bag.

WHEN YOU HAVE PLACED ALL OF THE ABOVE ITEMS IN THE VINYL BAG, ZIPPER IT CLOSED AND WAIT FOR THE POLICE

NOTE: THE PHONE NUMBER FOR THE POLICE DISTRICT RESPONSIBLE FOR PICKING UP YOUR VINYL BAG OF ELECTION RETURNS IS PRINTED ON THE WARD / DIVISION CARD IN THE BAG'S BACK POCKET.

IF THE POLICE DO NOT PICK UP YOUR VINYL BAG BY 2 PM CALL THE CITY COMMISSIONERS OFFICE AT: 215-686-1530

B. EXTRA COPIES RESULTS TAPES

There are 6 more copies of the results receipt tapes, (labeled Extra Copies) printed by each voting machine. Pennsylvania law requires that Official Returns for 3 of those copies be disposed of as follows:

1. One signed copy of the results receipt from each machine must be placed in the No 2 envelope and returned to Delaware Ave & Spring Garden St. in your Election Materials Box.
2. One signed copy of the results receipt from each machine must be posted on the exterior of the polling place for public inspection.
3. One signed copy of the results receipt from each machine must be placed into the No. 4 envelope and taken home and safeguarded by the Minority Inspector.
4. Additionally, the other three Extra Copies are for the Major political party representatives as follows:

One signed copy of the results receipt is to be given to one of the **Democratic Committee persons** for your Division, and

One signed copy of the results receipt is to be given to one of the **Republican Committee persons** for your Division.

ABSENTEE BALLOTS

NO ABSENTEE BALLOTS WILL BE SENT TO THE POLLING PLACE FOR COUNTING

Beginning with the May 21, 2002 Primary Election Absentee Ballots will no longer be sent to the polling place for counting. The absentee ballots will be counted at the City Commissioners Central Office.

Instead of the ballots, you will receive an **ABSENTEE VOTERS LIST** which will contain the name, address, date of birth and political party affiliation of all electors who have returned an absentee ballot to the County Board of Elections by the legal deadline.

YOU MUST USE THIS ABSENTEE VOTERS LIST TO RECORD, AND REPORT TO THE CITY COMMISSIONERS, THE NAME OF:

All voters who appeared at the polling place, voided their absentee ballot by signing the green duplicate copy of their absentee ballot application, and voted in person on the voting machines or by paper Provisional Ballot, and

All voters whose absentee ballot has been challenged by any district Election Board member or certified Watcher.

1. VOIDED ABSENTEE BALLOTS

VOIDED IN PERSON - If a voter whose name is listed on the Absentee Ballot List appears at the polling place and wants to void their Absentee Ballot and vote on the machines or by paper Provisional Ballot, you must do the following before allowing the person to vote:

- a). Have the voter sign the Void section of the GREEN duplicate copy of their absentee application. These green duplicates were provided to you in a manila envelope when you picked up your Election Material Box; and
- b). Write **VOID-VOTED IN PERSON** next to the voters name on your **ABSENTEE VOTERS LIST**.

DECEASED - To void the Absentee Ballot of any voter whose name is listed on the Absentee Voters List who has died before opening of the polls, if such information is known, you must do the following:

- a). Write **VOID - DECEASED** in the Void section of the GREEN duplicate copy of their absentee application; and
- b). Write **VOID - DECEASED** next to the voters name on your **ABSENTEE VOTERS LIST**.

VOID - VOTED PROVISIONAL BALLOT - If a voter whose name is listed on the Absentee Ballot List appears at the polling place and votes by Provisional Ballot, you must do the following before allowing the person to vote:

- a). Have the voter sign the Void section of the GREEN duplicate copy of their absentee application. These green duplicates were provided to you in a manila envelope when you picked up your Election Material Box; and
- b). Write **VOID-VOTED PROV** next to the voters name on your **ABSENTEE VOTERS LIST**.

2. CHALLENGES TO ABSENTEE VOTERS:

Announce the name of each voter listed on the Absentee Voters Lists to give any certified WATCHER present the opportunity to CHALLENGE. Challenges may be made on the following grounds ONLY:

- a). The Absentee Voter is not a qualified elector of the division, OR
- b). The Absentee Voter (who has claimed necessary absence) was in fact present within the municipality of residence during the time the polls were open, OR
- c). The Absentee Voter (who has claimed illness or physical disability) was in fact physically able to come to the polls (except those elderly and handicapped assigned to an inaccessible polling place who voted an Alternate Ballot).

A DEPOSIT of Ten Dollars (\$10.00) in CASH must be SUBMITTED BY THE WATCHER for EACH Absentee Voter CHALLENGED. The Challenger must be provided a deposit receipt (found in your Election Materials Box).

If you have any Absentee Voters who are CHALLENGED you must do the following:

- a). Write **CHALLENGED** in the Void section of the GREEN duplicate copy of their absentee application; and
- b). Write **CHALLENGED** next to the voters name on the **ABSENTEE VOTERS LIST**.

IMPORTANT! AFTER the polls have closed **PLACE THE ABSENTEE VOTERS LIST INTO THE CARTRIDGE-RESULTS BAG FOR POLICE PICKUP;** place the GREEN duplicate copies into your Election Materials Box; and return any CASH deposits, and copy of the RECEIPT to the County Board of Elections.

VOTER QUESTIONS

During an election, voters may ask questions about operating the voting machine. Here are answers to some of the most common questions.

1. QUESTION: How do I select a candidate or answer a question?
ANSWER: Press the number in box next to the candidate or response of your choice. A red light will turn on next to the numbered box you pressed indicating your choice. To change a selection press the same button next to your original choice again and the light will go out. Then make a new selection.

IMPORTANT: A voter may not cast a ballot (press the VOTE button) without making at least one selection on the ballot.

2. QUESTION: If I press the VOTE button before I complete all my selections can I finish?
ANSWER: No. Once the VOTE button has been pressed, the ballot is cast and no additional selections and/or changes may be made by that voter.

3. QUESTION: Do I have to vote for every candidate or answer every question on the ballot?
ANSWER: No. You may vote for only those candidates which you desire. However, you must make at least one selection on the ballot before pressing the VOTE button in order to cast your ballot.

4. QUESTION: How do I cast a write-in vote?
ANSWER: A place for casting a write-in vote is provided in the upper right-hand corner of the ballot area. To cast a write-in vote, follow these instructions:

- Press the WRITE-IN box on the ballot for the appropriate office. (At this point you can change your mind by either pressing the WRITE-IN box on the ballot again to cancel it or simply make another selection for the same office or issue on the ballot to automatically cancel the write-in ballot box which had previously been selected.)
- Press the blinking red button next to the write-in window. The window will automatically open to expose the paper tape.
- Write in the name of the desired candidate on the paper tape and pull down the cover of the window to conceal the write-in. The paper tape will automatically advance prior to the next write-in.

IMPORTANT: You cannot continue making selections or cast your ballot until the write-in window has been closed.

- The write-in selection is now complete and the voter may continue to make other selections on the ballot.

5. QUESTION: What are the blinking red lights on the ballot?
ANSWER: Blinking red lights next to offices and/or referenda indicate those which you are authorized to vote for. (Where lockouts are used, this may vary from voter to voter). Once all of the selections for an office have been made or the proposition has been answered, the blinking lights will go out.

6. QUESTION: How can I tell if I have made all possible selections on the ballot?
ANSWER: All the flashing red lights in the office/referenda boxes will be off on the ballot face.

7. QUESTION: How do I cast my ballot?
ANSWER: Press the green VOTE button located on the lower right hand corner of the ballot box. When the voting booth lights turn off and one bell-chime sounds, your ballot has been recorded.

8. QUESTION: I tried to select something and the EVM would not respond when I pushed the box containing a candidate number on the ballot.
ANSWER: The voter has attempted to vote for something that was not allowed, already selected the maximum candidates allowed for the office, voted for the other choice on a referenda or tried to vote for a party, district, etc. from which the lock out was activated.

If a voter complains that a button does not work, check to make sure that the voter is qualified to select that button. If it appears that the button or candidate light isn't working properly, call the City Commissioners Office.

NOTE: If a wrong lockout was selected for a voter and he has not yet pushed the VOTE button, the lockouts can be changed by having the voter undo all of his selections. Then, press the OFFICER'S CONTROL button deactivate the ballot lockout selection.

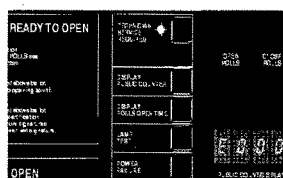
The counters will not advance. Reselect the proper LOCKOUT button, press the OFFICER'S CONTROL button again and the voter can vote. This procedure will function even if the voter has used the write-in function since the machine will print a "WRITE-IN CANCELED" message on tape for that write-in.

VOTING MACHINE TROUBLESHOOTING

The voting machine has a self diagnostic feature that will detect operating problems within itself. When this happens, a continuous bell-chime will sound and the problem will be identified on the Officer's Control panel.

- When the continuous bell-chimes sounds, check the Officer's Control panel. A light will be on next to one of the following control buttons:

TECHNICIAN SERVICE REQUIRED
 POWER FAILURE
 LOW BATTERY



NOTE: If the TECHNICIAN SERVICE REQUIRED light is on, DO NOT USE THE MACHINE UNTIL IT HAS BEEN SERVICED. DIRECT VOTERS TO ANOTHER MACHINE!

Press the TECHNICIAN SERVICE REQUIRED button to stop the bell-chime and call City Commissioners Office for assistance.

When calling in machine problems, have available the machine serial number and the numeric service code (EXXX displayed in the lighted PUBLIC COUNT DISPLAY on the Officer's Control panel). This code helps to determine corrective action.

- If the POWER FAILURE light is on, either the voting machine power cord has been unplugged or the power to the outlet has been interrupted.

NOTE: In either case, the voting machine will continue to operate on power from its internal battery. However, the ballot box door lights will not be on.

Press the button next to the POWER FAILURE light to stop the bell-chime. Check the power cord and plug it in if it has become unplugged. If the cord is plugged in and there is no power, notify the City Commissioners Office.

- If the machine is operating on its internal battery and the LOW BATTERY light comes on, press the button next to the LOW BATTERY light to stop the bell-chime and do not let any more voters enter the booth unless you are in a single machine polling location. If power becomes sufficiently low, the machine will automatically close the polls so you will have results printed when you open the machine after the polls closing time. When the LOW BATTERY alarm sounds, the battery power remaining will keep the voting machine on for several hours, if no voters use the machine.

Election Day Machine Problems / Questions Call - 215 -686-7800

Before you call please have the following info ready for the operator:

- Ward/Division,
- Machine Number, and
- Service Code Number, (red LED i.e. EXXX from the Public Counter Display on the rear Operator Panel)

ELECTION BOARD PAYROLL

We ask that you pay special attention to making sure that your payroll form for your polling place officials is filled out completely and properly. As you can imagine, processing the Election Day Payroll for approximately 8,400 workers who staff the City's polling places is a complicated task. **Failure of an election board to complete the payroll form accurately and completely can cause delays and confusion for every member of the affected election board.**

Each Division polling place should have one Judge, one Majority Inspector, one Minority Inspector, one Clerk, and ONE Machine Inspector for a total of five officials per Division. When it gets busy the Judge of Elections is to help Machine Inspector operate the second machine. If the Division has three machines, then the law allows a second Machine Inspector.

Federal law requires that the City Commissioners provide written and oral instruction to Spanish speaking registrants who cannot read or write English. A Bilingual Interpreter position in a Division polling place must be approved by the City Commissioners, after a case by case review. The City Commissioners have also approved Bilingual Interpreters in other languages upon advanced request.

Once a Bilingual Interpreter position is approved by the Commission, the person assigned as the Bilingual Interpreter for your Division must be able to speak the required second language and be able to interpret voting instructions.

If **NO ONE WORKED IN ANY POSITION** on the Election Board on Election Day, please **WRITE "NONE"** across the space provided for that official on the payroll form. This will help avoid delays in processing the payroll.

To assist you we have included a sample copy of a completed payroll form below. **EACH OFFICIAL WORKING ON THE ELECTION BOARD MUST PRINT THEIR NAME, FULL ADDRESS, DATE OF BIRTH, SOCIAL SECURITY AND TELEPHONE NUMBER IN A CLEAR AND LEGIBLE MANNER IN THE DESIGNATED PLACES ON THE PAYROLL FORM.**

EACH OFFICIAL MUST ALSO PLACE THEIR SIGNATURE ON THE LINE BELOW THEIR PRINTED INFORMATION. IF YOU DO NOT PLACE YOUR SIGNATURE ON THE PAYROLL YOU MAY NOT GET PAID.

Illustration: Polling Place Payroll Sheet

Remember, failure to fill out this form properly may result in your check being delayed.

DISCREPANCY SHEETS

In the front of each District Register - Pollbook are three pages of Discrepancy Sheets. Please use these Discrepancy Sheets to inform the Voter Registration Office of any changes that should be made to the voter registration records in this pollbook. In the spaces provided please write the necessary information and check the appropriate box for the type of change needed. If you need to provide more detailed information about a record you have listed on the Discrepancy Sheet page, you may write the additional information on the voter record that appears in this pollbook.

The City Commissioners will use this information to correct errors in name or date of birth information; to confirm and remove records of voters who are reported deceased; and to begin the voter removal process by designating records INACTIVE and mailing Address Verification Notices to registrants that Polling Place Officials have reported as moved out of their Division [Pa.C.S.A. § 1402(f)].

INACTIVE VOTERS

Federal and State election laws require that the City Commissioners conduct a Voter Removal Program once each year. We use information from the Post Office, PennDOT, Pollbook Discrepancy Sheets (polling place officials) and the fact that a voter has not contacted our office and voted in five years to trigger the mailing of an Address Verification Notice (AVN) or Five Year Notice. The law requires that we mail a forwardable Address Verification Notice (AVN) or Five Year Notice to the address on the registration record. These notices include a response form and a postage-paid, pre-addressed return envelope for the voter to reply.

Voters who do not respond to the notices are designated as INACTIVE voters and their registration record will be in the pollbook for their new address (if the Post Office provides that information), or in the pollbook for the old address on their registration record if the new address can not be obtained. An asterisk will precede their name on the Division Street List, and in the Pollbook their Registration Status will be Inactive and the words "AFFIRMATION REQUIRED" will appear in the voting signature box of their record.

If a voter appears to vote, and their record is marked "AFFIRMATION REQUIRED", you must have them complete an Affirmation of Elector form before you let them vote. After the election we will update and transfer the registration record to the pollbook for the new address on the Affirmation.

REMEMBER, INACTIVE voters must be permitted to vote, but only after they confirm their address, or provide a new address, by completing the Affirmation of Elector form.

Cancellation of Records

INACTIVE voters who fail to return the response form, fail to contact our office, or fail to vote in any election by the 2nd Federal General Election after the mailing of the notice, will have their registration record cancelled. Federal and state laws require that we follow all of the above procedures before we are permitted to cancel the registration of a voter who has moved. The inactive voters in your pollbooks and on your Street List will be removed after the prescribed Federal time period expires which always falls in December of each even numbered year.

SEMINAR TRAINING NOTES

Election Officers should use the space provided below, or the preceding page 23, to record the names and telephone numbers of fellow Election Board members in the event that they must contact them prior to the Election. You may also use this space to keep notes on any new information about conducting elections that is not included in this Guide. Any changes in voter registration, election laws, or procedures that occur after the printing of this Guide will be explained to you by the instructors at the City Commissioners Election Seminars.

<h2 style="text-align: center;">Where to Pick Up Your Election Materials</h2> <p>You are required to pick up your election materials the weekend before the election. City Commissioners personnel will be available at the distribution centers:</p> <p style="text-align: center;">Saturday and Sunday before each election - 8:00 AM through 8 PM Monday before the election - 8:00 AM - 4:30 PM</p>			
If your polling place is in this Ward:	Pick up your Election Materials at this Location:	If your polling place is in this Ward:	Pick up your Election Materials at this Location:
Wards 26, 36, 48	1 st District Police Station 24 th & Wolf Streets	Wards 9, 12, 22, 59	14 th District Police Station Haines St., west of Germantown Ave.
Wards 23, 35, 41, 53, 54, 55, 62	2 nd / 15 th District Police Station Harbison Ave & Levick Street	Wards 27, 46, 60	18 th District Police Station 55 th & Fine Streets.
Wards 1, 2, 39	3 rd / 4 th District Police Station 11 th & Wharton Streets	Wards 34, 52	19 th District Police Station 61 st & Thompson Streets.
Ward 21	5 th District Police Station Ridge Ave. & Cinnaminson Street	Wards 20, 29, 32, 37, 47	22 nd / 23 rd District Police Station 17 th & Montgomery Streets.
Wards 5, 14	6 th District Police Station 11 th & Winters Streets.	Wards 7, 33, 43, 45	24 th / 25 th District Police Station Whitaker Ave., north of Erie Ave.
Wards 56, 58, 63	7 th District Police Station Bustleton Ave & Bowler Street.	Wards 18, 19, 25, 31	26 th District Police Station East Girard & Montgomery Ave.
Wards 57, 64, 65, 66	8 th District Police Station Academy & Red Lion Roads.	Wards 10, 17, 42, 49, 50, 61	35 th District Police Station Broad Street & Champlott Ave.
Wards 8, 15, 30	9 th District Police Station 21 st & Hamilton Streets.	Wards 11, 13, 16, 28, 38	39 th District Police Station 22 nd & Hunting Park Ave.
Wards 3, 40, 51	12 th District Police Station 65 th & Woodland Streets.	Wards 4, 6, 24, 44	A.M.E. Baptist Church 41 st & Spring Garden Streets

SEMINAR NOTES:

Election Officers should use the space provided below, or the preceding page 23, to record the names and telephone numbers of fellow Election Board members in the event that they must contact them prior to the Election. You may also use this space to keep notes on any new information about conducting elections that is not included in this Guide. Any changes in voter registration, election laws, or procedures that occur after the printing of this Guide will be explained to you by the instructors at the City Commissioners Election Seminars.

If you have any questions / problems on ELECTION DAY:

VOTING MACHINE QUESTIONS

ALL OTHER QUESTIONS

215-686-7800

215-686-1590